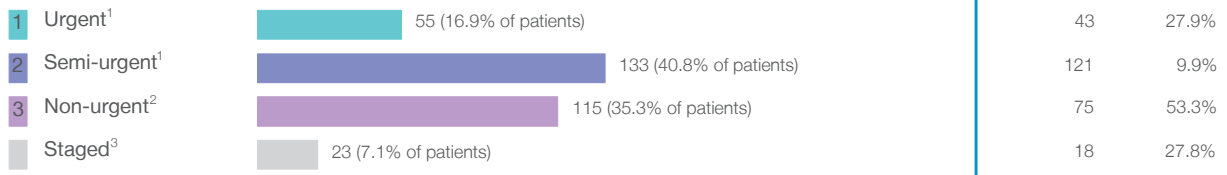


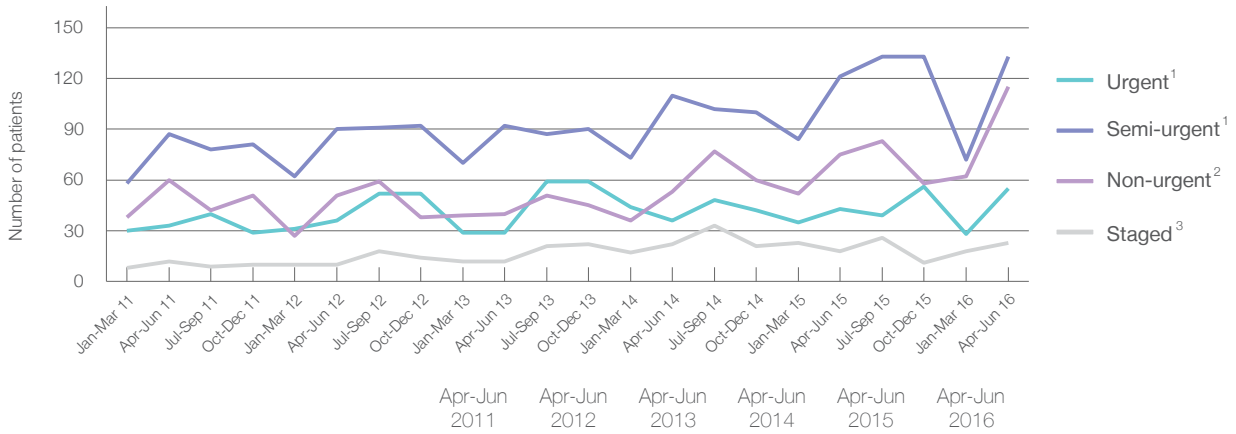
Ballina District Hospital: Elective surgery performed

April to June 2016

Patients who received elective surgery by urgency category: 326 patients



Patients who received elective surgery by urgency category by quarter, April 2011 to June 2016



| Urgency Category | Apr-Jun 2011 | Apr-Jun 2012 | Apr-Jun 2013 | Apr-Jun 2014 | Apr-Jun 2015 | Apr-Jun 2016 |
|--------------------------|--------------|--------------|--------------|--------------|--------------|--------------|
| All categories | 192 | 187 | 173 | 221 | 257 | 326 |
| Urgent ¹ | 33 | 36 | 29 | 36 | 43 | 55 |
| Semi-urgent ¹ | 87 | 90 | 92 | 110 | 121 | 133 |
| Non-urgent ² | 60 | 51 | 40 | 53 | 75 | 115 |
| Staged ³ | 12 | 10 | 12 | 22 | 18 | 23 |

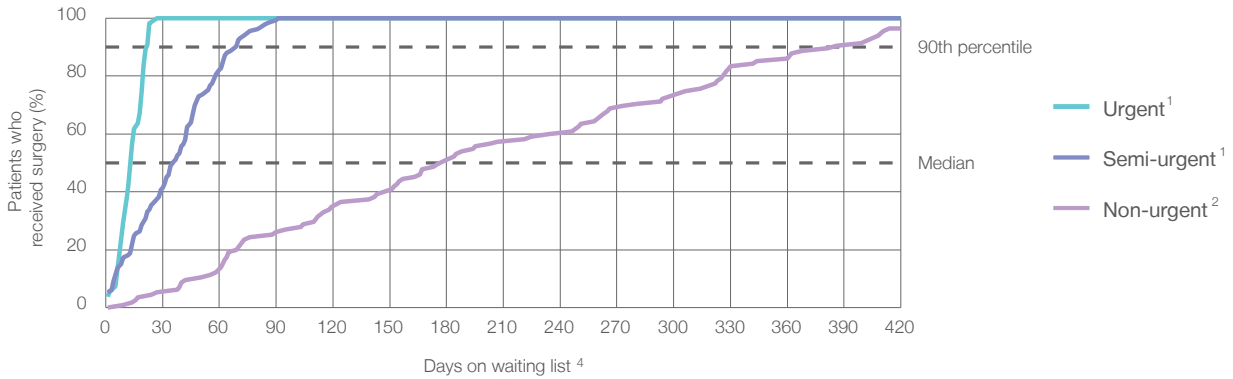
Ballina District Hospital: Time waited to receive elective surgery

April to June 2016

Percentage of patients who received surgery within the clinically recommended timeframe

| | Recommended: | | Same period last year | Peer group (this period) |
|-----------------------------------|--------------|-------|-----------------------|--------------------------|
| 1 Urgent ¹ | 30 days | 100% | 100% | 99.3% |
| 2 Semi-urgent ¹ | 90 days | 99.2% | 99.2% | 99.4% |
| 3 Non-urgent ² | 365 days | 87.8% | 96.0% | 98.5% |

Percentage of patients who received elective surgery by waiting time (days)



Waiting time (days) for people who received surgery by urgency category

| | | Peer group (this period) | This hospital (same period last year) | Peer group (same period last year) |
|---|----------|--------------------------|---------------------------------------|------------------------------------|
| 1 Urgent: ¹ 55 patients | | | | |
| Median time to receive surgery | 14 days | 12 | 14 | 12 |
| 90th percentile time to receive surgery | * | 26 | * | 26 |
| 2 Semi-urgent: ¹ 133 patients | | | | |
| Median time to receive surgery | 36 days | 35 | 47 | 37 |
| 90th percentile time to receive surgery | 69 days | 72 | 80 | 77 |
| 3 Non-urgent: ² 115 patients | | | | |
| Median time to receive surgery | 178 days | 196 | 160 | 207 |
| 90th percentile time to receive surgery | 386 days | 326 | * | 346 |

Ballina District Hospital: Time waited to receive elective surgery

April to June 2016

| Median ⁵ waiting time (days) for patients who received elective surgery by specialty of surgeon | | Same period last year | Peer group (this period) |
|--|------------------------|-----------------------|--------------------------|
| Cardiothoracic surgery | n/a (0 patients) | n/a | n/a |
| Ear, nose and throat surgery | 29 days (35 patients) | 35 | 69 |
| General surgery | 43 days (156 patients) | 57 | 33 |
| Gynaecology | 39 days (41 patients) | 21 | 37 |
| Medical | n/a (0 patients) | n/a | 25 |
| Neurosurgery | n/a (0 patients) | n/a | n/a |
| Ophthalmology | n/a (0 patients) | n/a | 216 |
| Orthopaedic surgery | n/a (0 patients) | n/a | 85 |
| Plastic surgery | n/a (0 patients) | n/a | n/a |
| Urology | 46 days (64 patients) | 36 | 27 |
| Vascular surgery | 171 days (30 patients) | 172 | 163 |

| Median ⁵ waiting time (days) for patients who received elective surgery by common procedures ⁷ | | Same period last year | Peer group (this period) |
|--|------------------------|-----------------------|--------------------------|
| Abdominal hysterectomy | n/a (0 patients) | n/a | 53 |
| Cataract extraction | n/a (0 patients) | n/a | 228 |
| Cholecystectomy | * (< 5 patients) | * | 36 |
| Coronary artery bypass graft | n/a (0 patients) | n/a | n/a |
| Cystoscopy | 40 days (50 patients) | 26 | 21 |
| Haemorrhoidectomy | * (< 5 patients) | * | 60 |
| Hysteroscopy | 41 days (14 patients) | 21 | 34 |
| Inguinal herniorrhaphy | 71 days (20 patients) | 76 | 60 |
| Myringoplasty / Tympanoplasty | n/a (0 patients) | * | * |
| Myringotomy | * (< 5 patients) | * | * |
| Other - General | n/a (0 patients) | n/a | 22 |
| Prostatectomy | n/a (0 patients) | n/a | * |
| Septoplasty | * (< 5 patients) | * | 189 |
| Tonsillectomy | 55 days (11 patients) | * | 217 |
| Total hip replacement | n/a (0 patients) | n/a | n/a |
| Total knee replacement | n/a (0 patients) | n/a | n/a |
| Varicose veins stripping and ligation | 171 days (30 patients) | 172 | 160 |

Ballina District Hospital: Elective surgery waiting list

April to June 2016

Patients ready for surgery on waiting list at start of quarter: 280 patients

Patients ready for surgery on waiting list at end of quarter: 291 patients

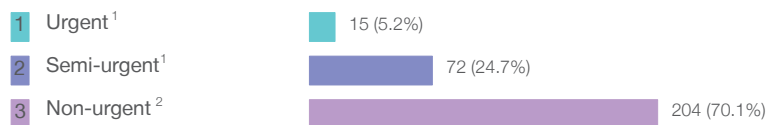
Patients not ready for surgery⁸ on waiting list at end of quarter: 98 patients

| | Same period last year | Change since one year ago |
|---|-----------------------|---------------------------|
| Patients ready for surgery on waiting list at start of quarter | 256 | 9.4% |
| Patients ready for surgery on waiting list at end of quarter | 267 | 9.0% |
| Patients not ready for surgery ⁸ on waiting list at end of quarter | 93 | 5.4% |

Ballina District Hospital: Patients ready for elective surgery

as at 30th June 2016

Patients ready for surgery on waiting list by urgency category: 291 patients



| | Same period last year | Change since one year ago |
|--------------------------|-----------------------|---------------------------|
| Urgent ¹ | < 5 | * |
| Semi-urgent ¹ | 83 | -8.9% |
| Non-urgent ² | 184 | 10.9% |

Ballina District Hospital: Patients ready for elective surgery as at 30th June 2016

Patients ready for elective surgery by specialty of surgeon: 291 patients

| | As at 30 Jun 2016 | Same time last year | Change since one year ago |
|------------------------------|-------------------|---------------------|---------------------------|
| All specialties | 291 | 267 | 9.0% |
| Cardiothoracic surgery | 0 | 0 | n/a |
| Ear, nose and throat surgery | 20 | 18 | 11.1% |
| General surgery | 143 | 166 | -13.9% |
| Gynaecology | 24 | 9 | 166.7% |
| Medical | 0 | 0 | n/a |
| Neurosurgery | 0 | 0 | n/a |
| Ophthalmology | 0 | 0 | n/a |
| Orthopaedic surgery | 0 | 0 | n/a |
| Plastic surgery | 0 | 0 | n/a |
| Urology | 31 | 24 | 29.2% |
| Vascular surgery | 73 | 50 | 46.0% |

Patients ready for elective surgery for common procedures ⁷

| | As at 30 Jun 2016 | Same time last year | Change since one year ago |
|---------------------------------------|-------------------|---------------------|---------------------------|
| Abdominal hysterectomy | 0 | < 5 | n/a |
| Cataract extraction | 0 | < 5 | n/a |
| Cholecystectomy | 5 | < 5 | * |
| Coronary artery bypass graft | 0 | < 5 | n/a |
| Cystoscopy | 6 | 9 | -33.3% |
| Haemorrhoidectomy | < 5 | 5 | * |
| Hysteroscopy | < 5 | < 5 | * |
| Inguinal herniorrhaphy | 18 | 22 | -18.2% |
| Myringoplasty / Tympanoplasty | < 5 | < 5 | n/a |
| Myringotomy | 0 | < 5 | n/a |
| Other - General | 0 | < 5 | * |
| Prostatectomy | 0 | < 5 | n/a |
| Septoplasty | 5 | < 5 | * |
| Tonsillectomy | 7 | 10 | -30.0% |
| Total hip replacement | 0 | < 5 | n/a |
| Total knee replacement | 0 | < 5 | n/a |
| Varicose veins stripping and ligation | 73 | 50 | 46.0% |

Ballina District Hospital: Patients ready for elective surgery
as at 30th June 2016

Patients ready for elective surgery, on the waiting list for longer than 12 months

| | As at 30 Jun 2016 | Same time last year |
|-----------------|-------------------|---------------------|
| All specialties | 0 | 0 |

* Suppressed due to small numbers and to protect privacy. Relevant graphs are also suppressed.

< 5 Less than five patients. For measures by urgency category, counts are included in an adjacent category. Relevant graphs are also suppressed.

1. Excluding staged procedures.
2. Excluding staged procedures and cystoscopy.
3. Including non-urgent cystoscopy.
4. Excludes the total number of days the patient was coded as 'not ready for surgery'.
5. This is the number of days it took for half of patients who received elective surgery during the period to be admitted and receive their surgery. The other half took equal to or longer than the median to be admitted for surgery.
6. This is the number of days it took for 90% of patients who received elective surgery during the period to be admitted and receive their surgery. The final 10% of patients took equal to or longer than the 90th percentile.
7. The procedures included in this list are procedures which are high volume; some may be associated with long waiting periods. For a description of these procedures see *Elective Surgery Glossary of Common Procedures, December 2012*.
8. Includes staged procedures, non-urgent cystoscopy, and patients currently not available for personal reasons.

For more information: For details of methods, see the *Technical Supplement: Elective surgery measures, January to March 2013*.

Note: All percentages rounded to whole numbers and therefore percentages may not add to 100%.

Source: Waiting List Collection On-Line System, NSW Health (extracted 12 July 2016).