bureau of health information

Hospital Quarterly

Performance Profiles

Elective Surgery

Paediatric specialist hospitals (A2) peer group

April to June 2016

Sydney Children's Hospital: Elective surgery performed

April to June 2016

Patients who received elective surgery by urgency category: 816 patients

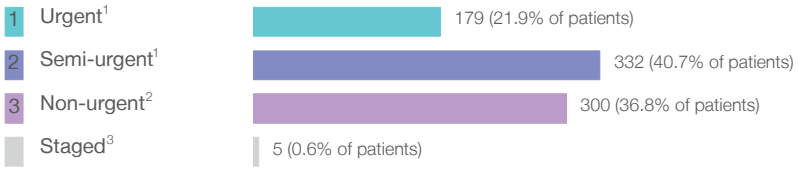

	Same period last year	Change since one year ago
Urgent[1]	153	17.0%
Semi-urgent[1]	328	1.2%
Non-urgent[2]	289	3.8%
Staged[3]	11	-54.5%

Patients who received elective surgery by urgency category by quarter, April 2011 to June 2016

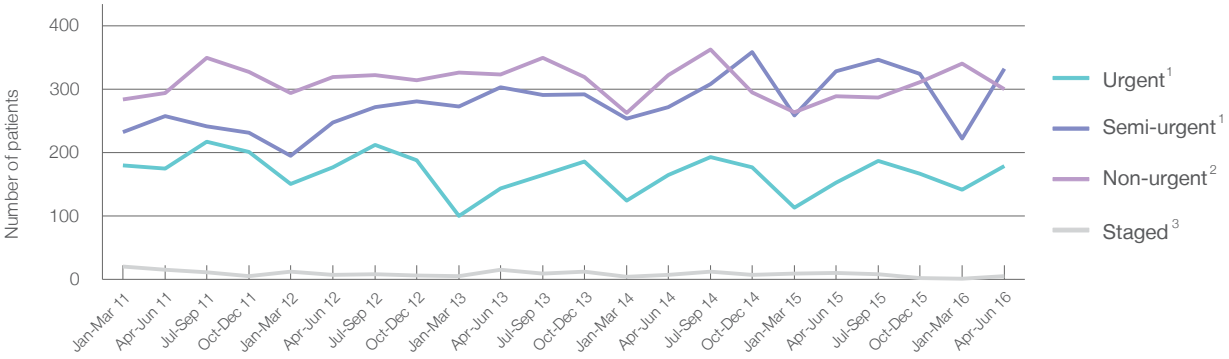

	Apr-Jun 2011	Apr-Jun 2012	Apr-Jun 2013	Apr-Jun 2014	Apr-Jun 2015	Apr-Jun 2016
All categories	743	750	786	766	781	816
Urgent[1]	175	177	144	165	153	179
Semi-urgent[1]	258	247	303	272	328	332
Non-urgent[2]	294	319	323	322	289	300
Staged[3]	16	7	16	7	11	5

Sydney Children's Hospital: Time waited to receive elective surgery

April to June 2016

Percentage of patients who received surgery within the clinically recommended timeframe

			Same period last year	Peer group (this period)
1	Urgent [1]	Recommended: 30 days — 100%	99.3%	99.7%
2	Semi-urgent [1]	Recommended: 90 days — 98.5%	96.6%	93.5%
3	Non-urgent [2]	Recommended: 365 days — 88.3%	95.8%	83.6%

Percentage of patients who received elective surgery by waiting time (days)

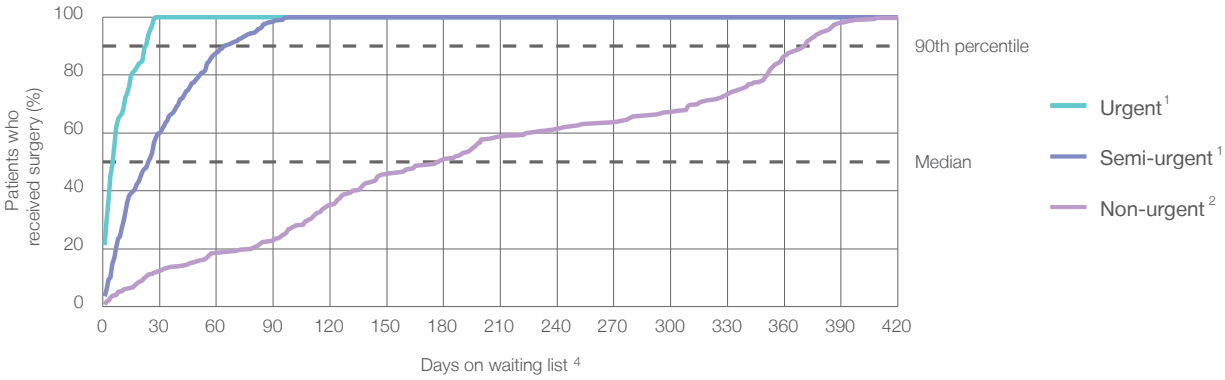

Waiting time (days) for people who received surgery by urgency category

		Peer group (this period)	This hospital (same period last year)	Peer group (same period last year)
1 Urgent: [1] 179 patients				
Median time to receive surgery	6 days	5	5	6
90th percentile time to receive surgery	23 days	22	21	21
2 Semi-urgent: [1] 332 patients				
Median time to receive surgery	25 days	37	34	41
90th percentile time to receive surgery	64 days	83	78	90
3 Non-urgent: [2] 300 patients				
Median time to receive surgery	179 days	204	176	178
90th percentile time to receive surgery	371 days	386	356	365

Sydney Children's Hospital: Time waited to receive elective surgery

April to June 2016

Median[5] waiting time (days) for patients who received elective surgery by specialty of surgeon		Same period last year	Peer group (this period)
Cardiothoracic surgery	13 days (13 patients)	*	34
Ear, nose and throat surgery	126 days (160 patients)	121	101
General surgery	18 days (270 patients)	25	27
Gynaecology	* (< 5 patients)	n/a	34
Medical	17 days (33 patients)	18	12
Neurosurgery	16 days (27 patients)	27	10
Ophthalmology	60 days (32 patients)	68	63
Orthopaedic surgery	58 days (99 patients)	65	68
Plastic surgery	57 days (70 patients)	80	56
Urology	28 days (111 patients)	31	31
Vascular surgery	n/a (0 patients)	n/a	n/a

Median[5] waiting time (days) for patients who received elective surgery by common procedures[7]		Same period last year	Peer group (this period)
Abdominal hysterectomy	n/a (0 patients)	n/a	n/a
Cataract extraction	* (< 5 patients)	*	*
Cholecystectomy	* (< 5 patients)	*	*
Coronary artery bypass graft	n/a (0 patients)	n/a	n/a
Cystoscopy	14 days (27 patients)	40	32
Haemorrhoidectomy	n/a (0 patients)	n/a	n/a
Hysteroscopy	n/a (0 patients)	n/a	n/a
Inguinal herniorrhaphy	14 days (30 patients)	12	18
Myringoplasty / Tympanoplasty	* (< 5 patients)	*	*
Myringotomy	n/a (0 patients)	n/a	*
Other - General	17 days (115 patients)	25	19
Prostatectomy	n/a (0 patients)	n/a	n/a
Septoplasty	n/a (0 patients)	n/a	n/a
Tonsillectomy	165 days (83 patients)	174	224
Total hip replacement	n/a (0 patients)	n/a	n/a
Total knee replacement	n/a (0 patients)	n/a	n/a
Varicose veins stripping and ligation	n/a (0 patients)	n/a	n/a

Sydney Children's Hospital: Elective surgery waiting list

April to June 2016

		Same period last year	Change since one year ago
Patients ready for surgery on waiting list at start of quarter:	962 patients	976	-1.4%
Patients ready for surgery on waiting list at end of quarter:	1,020 patients	1,002	1.8%
Patients not ready for surgery[8] on waiting list at end of quarter:	161 patients	132	22.0%

Sydney Children's Hospital: Patients ready for elective surgery

as at 30th June 2016

Patients ready for surgery on waiting list by urgency category: 1,020 patients

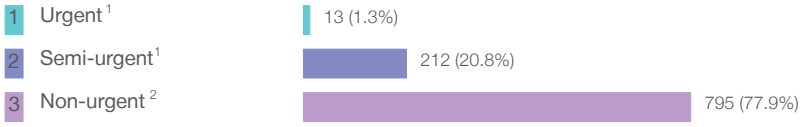

	Same period last year	Change since one year ago
1 Urgent[1]	27	-51.9%
2 Semi-urgent[1]	222	-4.5%
3 Non-urgent[2]	753	5.6%

Sydney Children's Hospital: Patients ready for elective surgery

as at 30th June 2016

Patients ready for elective surgery by specialty of surgeon: 1,020 patients

	As at 30 Jun 2016	Same time last year	Change since one year ago
All specialties	1,020	1,002	1.8%
Cardiothoracic surgery	< 5	< 5	*
Ear, nose and throat surgery	404	409	-1.2%
General surgery	224	230	-2.6%
Gynaecology	< 5	< 5	*
Medical	6	5	20.0%
Neurosurgery	17	18	-5.6%
Ophthalmology	44	37	18.9%
Orthopaedic surgery	118	114	3.5%
Plastic surgery	140	136	2.9%
Urology	61	48	27.1%
Vascular surgery	0	0	n/a

Patients ready for elective surgery for common procedures [7]

	As at 30 Jun 2016	Same time last year	Change since one year ago
Abdominal hysterectomy	0	< 5	n/a
Cataract extraction	< 5	< 5	n/a
Cholecystectomy	< 5	< 5	*
Coronary artery bypass graft	0	< 5	n/a
Cystoscopy	7	17	-58.8%
Haemorrhoidectomy	0	< 5	n/a
Hysteroscopy	0	< 5	n/a
Inguinal herniorrhaphy	18	24	-25.0%
Myringoplasty / Tympanoplasty	5	< 5	n/a
Myringotomy	0	< 5	n/a
Other - General	97	89	9.0%
Prostatectomy	0	< 5	n/a
Septoplasty	0	< 5	*
Tonsillectomy	211	223	-5.4%
Total hip replacement	< 5	< 5	n/a
Total knee replacement	0	< 5	n/a
Varicose veins stripping and ligation	0	< 5	n/a

Sydney Children's Hospital: Patients ready for elective surgery

as at 30th June 2016

Patients ready for elective surgery, on the waiting list for longer than 12 months

	As at 30 Jun 2016	Same time last year
All specialties	0	0

* Suppressed due to small numbers and to protect privacy. Relevant graphs are also suppressed.

< 5 Less than five patients. For measures by urgency category, counts are included in an adjacent category. Relevant graphs are also suppressed.

1. Excluding staged procedures.
2. Excluding staged procedures and cystoscopy.
3. Including non-urgent cystoscopy.
4. Excludes the total number of days the patient was coded as 'not ready for surgery'.
5. This is the number of days it took for half of patients who received elective surgery during the period to be admitted and receive their surgery. The other half took equal to or longer than the median to be admitted for surgery.
6. This is the number of days it took for 90% of patients who received elective surgery during the period to be admitted and receive their surgery. The final 10% of patients took equal to or longer than the 90th percentile.
7. The procedures included in this list are procedures which are high volume; some may be associated with long waiting periods. For a description of these procedures see *Elective Surgery Glossary of Common Procedures, December 2012.*
8. Includes staged procedures, non-urgent cystoscopy, and patients currently not available for personal reasons.

For more information: For details of methods, see the *Technical Supplement: Elective surgery measures, January to March 2013.*

Note: All percentages rounded to whole numbers and therefore percentages may not add to 100%.

Source: Waiting List Collection On-Line System, NSW Health (extracted 12 July 2016).

The Children's Hospital at Westmead: Elective surgery performed

April to June 2016

Patients who received elective surgery by urgency category: 1,587 patients

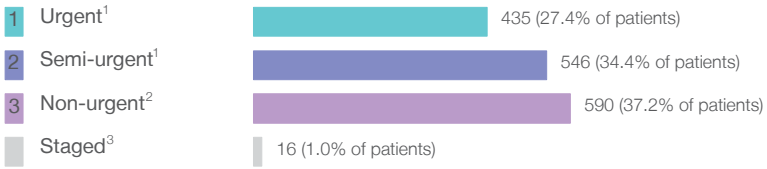

	Same period last year	Change since one year ago
Urgent[1]	392	11.0%
Semi-urgent[1]	422	29.4%
Non-urgent[2]	528	11.7%
Staged[3]	80	-80.0%

Patients who received elective surgery by urgency category by quarter, April 2011 to June 2016

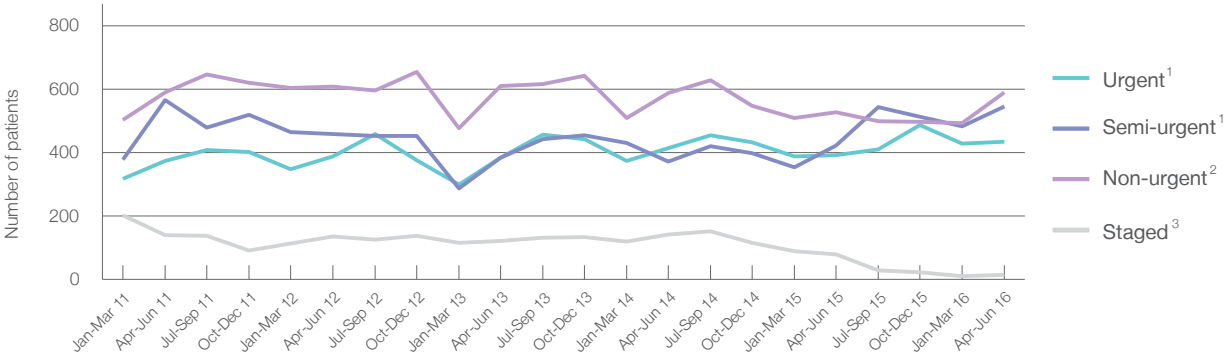

	Apr-Jun 2011	Apr-Jun 2012	Apr-Jun 2013	Apr-Jun 2014	Apr-Jun 2015	Apr-Jun 2016
All categories	1,668	1,592	1,500	1,516	1,422	1,587
Urgent[1]	373	389	385	415	392	435
Semi-urgent[1]	566	459	384	372	422	546
Non-urgent[2]	589	608	609	587	528	590
Staged[3]	140	136	122	142	80	16

The Children's Hospital at Westmead: Time waited to receive elective surgery

April to June 2016

Percentage of patients who received surgery within the clinically recommended timeframe

		Recommended	This period	Same period last year	Peer group (this period)
1	Urgent [1]	Recommended: 30 days	99.5%	99.0%	99.7%
2	Semi-urgent [1]	Recommended: 90 days	90.5%	85.8%	93.5%
3	Non-urgent [2]	Recommended: 365 days	81.2%	87.1%	83.6%

Percentage of patients who received elective surgery by waiting time (days)

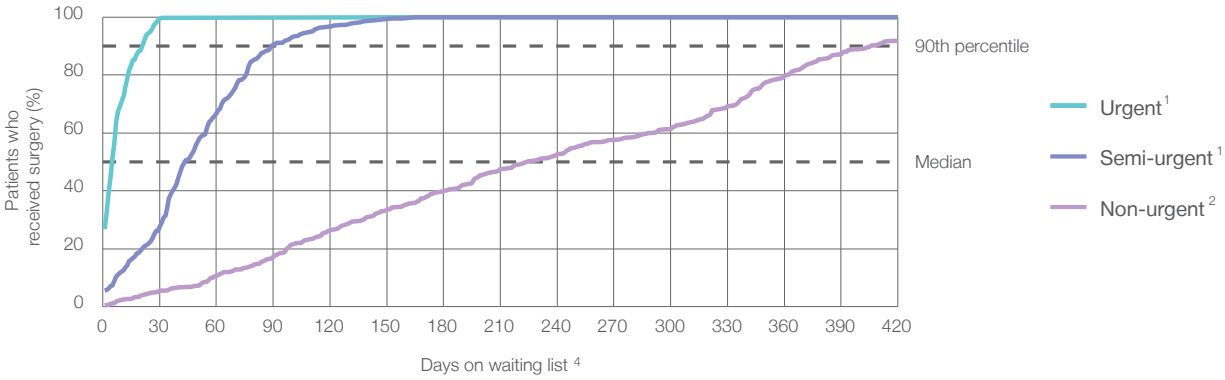

Waiting time (days) for people who received surgery by urgency category

		Peer group (this period)	This hospital (same period last year)	Peer group (same period last year)
1 Urgent:[1] 435 patients				
Median time to receive surgery	5 days	5	6	6
90th percentile time to receive surgery	21 days	22	21	21
2 Semi-urgent:[1] 546 patients				
Median time to receive surgery	44 days	37	45	41
90th percentile time to receive surgery	90 days	83	99	90
3 Non-urgent:[2] 590 patients				
Median time to receive surgery	225 days	204	183	178
90th percentile time to receive surgery	406 days	386	378	365

The Children's Hospital at Westmead: Time waited to receive elective surgery

April to June 2016

Median[5] waiting time (days) for patients who received elective surgery by specialty of surgeon		Same period last year	Peer group (this period)
Cardiothoracic surgery	40 days (67 patients)	28	34
Ear, nose and throat surgery	85 days (245 patients)	74	101
General surgery	35 days (507 patients)	32	27
Gynaecology	35 days (22 patients)	*	34
Medical	8 days (46 patients)	7	12
Neurosurgery	9 days (34 patients)	14	10
Ophthalmology	64 days (160 patients)	76	63
Orthopaedic surgery	70 days (306 patients)	46	68
Plastic surgery	56 days (163 patients)	50	56
Urology	104 days (37 patients)	61	31
Vascular surgery	n/a (0 patients)	n/a	n/a

Median[5] waiting time (days) for patients who received elective surgery by common procedures[7]		Same period last year	Peer group (this period)
Abdominal hysterectomy	n/a (0 patients)	n/a	n/a
Cataract extraction	* (6 patients)	*	*
Cholecystectomy	* (< 5 patients)	*	*
Coronary artery bypass graft	n/a (0 patients)	n/a	n/a
Cystoscopy	77 days (14 patients)	40	32
Haemorrhoidectomy	n/a (0 patients)	n/a	n/a
Hysteroscopy	n/a (0 patients)	n/a	n/a
Inguinal herniorrhaphy	19 days (76 patients)	14	18
Myringoplasty / Tympanoplasty	* (6 patients)	*	*
Myringotomy	* (6 patients)	*	*
Other - General	23 days (152 patients)	16	19
Prostatectomy	n/a (0 patients)	n/a	n/a
Septoplasty	n/a (0 patients)	n/a	n/a
Tonsillectomy	320 days (66 patients)	108	224
Total hip replacement	n/a (0 patients)	n/a	n/a
Total knee replacement	n/a (0 patients)	n/a	n/a
Varicose veins stripping and ligation	n/a (0 patients)	n/a	n/a

The Children's Hospital at Westmead: Elective surgery waiting list

April to June 2016

		Same period last year	Change since one year ago
Patients ready for surgery on waiting list at start of quarter:	1,937 patients	1,723	12.4%
Patients ready for surgery on waiting list at end of quarter:	1,770 patients	1,927	-8.1%
Patients not ready for surgery[8] on waiting list at end of quarter:	396 patients	274	44.5%

The Children's Hospital at Westmead: Patients ready for elective surgery

as at 30th June 2016

Patients ready for surgery on waiting list by urgency category: 1,770 patients

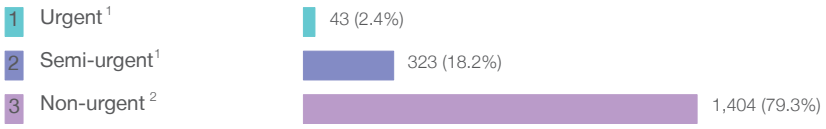

	Same period last year	Change since one year ago
1 Urgent[1]	37	16.2%
2 Semi-urgent[1]	459	-29.6%
3 Non-urgent[2]	1,431	-1.9%

The Children's Hospital at Westmead: Patients ready for elective surgery

as at 30th June 2016

Patients ready for elective surgery by specialty of surgeon: 1,770 patients

	As at 30 Jun 2016	Same time last year	Change since one year ago
All specialties	1,770	1,927	-8.1%
Cardiothoracic surgery	42	45	-6.7%
Ear, nose and throat surgery	444	430	3.3%
General surgery	402	518	-22.4%
Gynaecology	< 5	8	*
Medical	8	5	60.0%
Neurosurgery	10	9	11.1%
Ophthalmology	249	289	-13.8%
Orthopaedic surgery	364	324	12.3%
Plastic surgery	202	212	-4.7%
Urology	45	87	-48.3%
Vascular surgery	0	0	n/a

Patients ready for elective surgery for common procedures [7]

	As at 30 Jun 2016	Same time last year	Change since one year ago
Abdominal hysterectomy	< 5	< 5	n/a
Cataract extraction	7	12	-41.7%
Cholecystectomy	< 5	< 5	n/a
Coronary artery bypass graft	0	< 5	n/a
Cystoscopy	8	13	-38.5%
Haemorrhoidectomy	0	< 5	n/a
Hysteroscopy	0	< 5	n/a
Inguinal herniorrhaphy	24	34	-29.4%
Myringoplasty / Tympanoplasty	10	18	-44.4%
Myringotomy	< 5	12	*
Other - General	103	127	-18.9%
Prostatectomy	0	< 5	n/a
Septoplasty	8	< 5	*
Tonsillectomy	138	153	-9.8%
Total hip replacement	0	< 5	n/a
Total knee replacement	0	< 5	n/a
Varicose veins stripping and ligation	0	< 5	n/a

The Children's Hospital at Westmead: Patients ready for elective surgery

as at 30th June 2016

Patients ready for elective surgery, on the waiting list for longer than 12 months

	As at 30 Jun 2016	Same time last year
All specialties	13	100

* Suppressed due to small numbers and to protect privacy. Relevant graphs are also suppressed.

< 5 Less than five patients. For measures by urgency category, counts are included in an adjacent category. Relevant graphs are also suppressed.

1. Excluding staged procedures.
2. Excluding staged procedures and cystoscopy.
3. Including non-urgent cystoscopy.
4. Excludes the total number of days the patient was coded as 'not ready for surgery'.
5. This is the number of days it took for half of patients who received elective surgery during the period to be admitted and receive their surgery. The other half took equal to or longer than the median to be admitted for surgery.
6. This is the number of days it took for 90% of patients who received elective surgery during the period to be admitted and receive their surgery. The final 10% of patients took equal to or longer than the 90th percentile.
7. The procedures included in this list are procedures which are high volume; some may be associated with long waiting periods. For a description of these procedures see *Elective Surgery Glossary of Common Procedures, December 2012.*
8. Includes staged procedures, non-urgent cystoscopy, and patients currently not available for personal reasons.

For more information: For details of methods, see the *Technical Supplement: Elective surgery measures, January to March 2013.*

Note: All percentages rounded to whole numbers and therefore percentages may not add to 100%.

Source: Waiting List Collection On-Line System, NSW Health (extracted 12 July 2016).