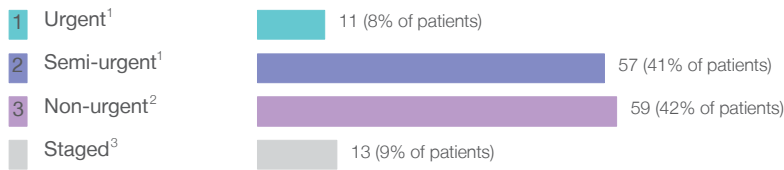


Mudgee Health Service: Elective surgery performed

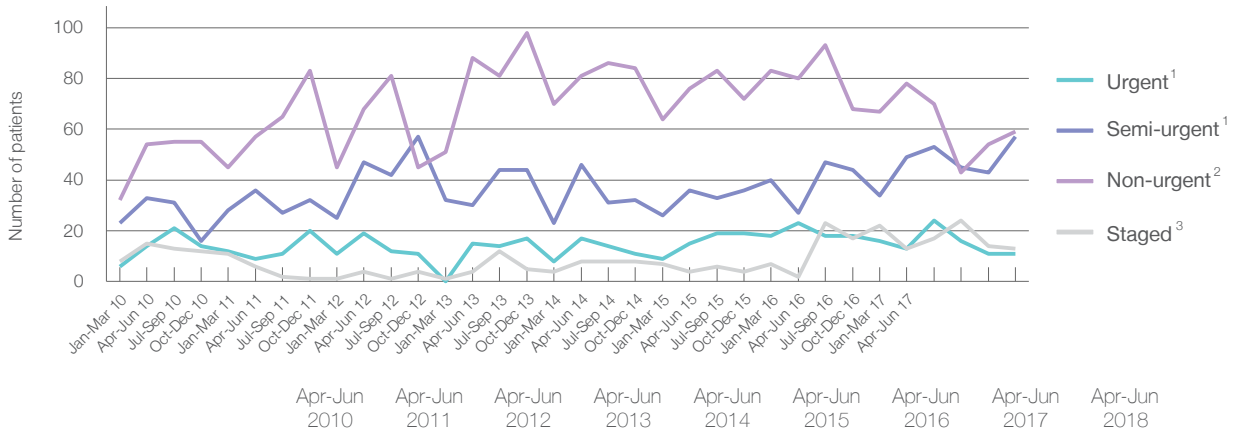
April to June 2018

Patients who received elective surgery by urgency category: 140 patients



Urgency Category	Same period last year	Change since one year ago
1 Urgent ¹	13	-15%
2 Semi-urgent ¹	49	16%
3 Non-urgent ²	78	-24%
Staged ³	13	0%

Patients who received elective surgery by urgency category by quarter, April 2013 to June 2018



	Apr-Jun 2010	Apr-Jun 2011	Apr-Jun 2012	Apr-Jun 2013	Apr-Jun 2014	Apr-Jun 2015	Apr-Jun 2016	Apr-Jun 2017	Apr-Jun 2018
All categories	116	108	138	137	152	131	132	153	140
Urgent ¹	14	9	19	15	17	15	23	13	11
Semi-urgent ¹	33	36	47	30	46	36	27	49	57
Non-urgent ²	54	57	68	88	81	76	80	78	59
Staged ³	15	6	4	4	8	4	2	13	13

Mudgee Health Service: Time waited to receive elective surgery

April to June 2018

Median⁵ waiting time (days) for patients who received elective surgery by specialty of surgeon

Specialty	Waiting time (days) (n patients)	Same period last year	Peer group (this period)
Cardiothoracic surgery	n/a (0 patients)	n/a	n/a
Ear, nose and throat surgery	259 days (13 patients)	*	185
General surgery	48 days (32 patients)	35	33
Gynaecology	26 days (25 patients)	32	42
Medical	n/a (0 patients)	n/a	33
Neurosurgery	n/a (0 patients)	n/a	n/a
Ophthalmology	151 days (28 patients)	55	140
Orthopaedic surgery	n/a (0 patients)	n/a	81
Plastic surgery	n/a (0 patients)	n/a	n/a
Urology	50 days (42 patients)	68	31
Vascular surgery	n/a (0 patients)	n/a	193

Median⁵ waiting time (days) for patients who received elective surgery by common procedures⁷

Procedure	Waiting time (days) (n patients)	Same period last year	Peer group (this period)
Abdominal hysterectomy	* (< 5 patients)	*	49
Cataract extraction	155 days (26 patients)	55	155
Cholecystectomy	* (6 patients)	*	34
Coronary artery bypass graft	n/a (0 patients)	n/a	n/a
Cystoscopy	28 days (11 patients)	*	25
Haemorrhoidectomy	n/a (0 patients)	n/a	59
Hysteroscopy	26 days (12 patients)	26	28
Inguinal herniorrhaphy	* (5 patients)	*	50
Myringoplasty / Tympanoplasty	* (< 5 patients)	n/a	*
Myringotomy	* (< 5 patients)	n/a	*
Other - General	* (< 5 patients)	*	28
Prostatectomy	* (< 5 patients)	172	86
Septoplasty	* (< 5 patients)	n/a	293
Tonsillectomy	* (< 5 patients)	*	301
Total hip replacement	n/a (0 patients)	n/a	n/a
Total knee replacement	n/a (0 patients)	n/a	n/a
Varicose veins stripping and ligation	n/a (0 patients)	n/a	196

Mudgee Health Service: Elective surgery waiting list

April to June 2018

Patients ready for surgery on waiting list at start of quarter: 106 patients

Patients ready for surgery on waiting list at end of quarter: 116 patients

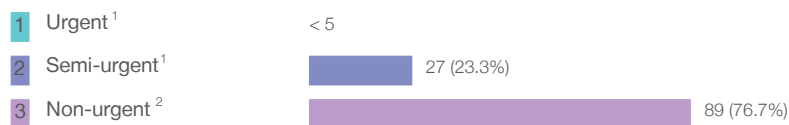
Patients not ready for surgery⁸ on waiting list at end of quarter: 27 patients

	Same period last year	Change since one year ago
Patients ready for surgery on waiting list at start of quarter	108	-2%
Patients ready for surgery on waiting list at end of quarter	89	30%
Patients not ready for surgery ⁸ on waiting list at end of quarter	33	-18%

Mudgee Health Service: Patients ready for elective surgery

as at 30th June 2018

Patients ready for surgery on waiting list by urgency category: 116 patients



	Same period last year	Change since one year ago
Urgent ¹	6	*
Semi-urgent ¹	20	20%
Non-urgent ²	63	41%

Mudgee Health Service: Patients ready for elective surgery

as at 30th June 2018

Patients ready for elective surgery by specialty of surgeon: 116 patients

	As at 30 Jun 2018	Same time last year	Change since one year ago
All specialties	116	89	30%
Cardiothoracic surgery	0	0	n/a
Ear, nose and throat surgery	27	21	29%
General surgery	26	25	4%
Gynaecology	10	6	67%
Medical	0	0	n/a
Neurosurgery	0	0	n/a
Ophthalmology	40	14	186%
Orthopaedic surgery	0	0	n/a
Plastic surgery	0	0	n/a
Urology	13	23	-43%
Vascular surgery	0	0	n/a

Patients ready for elective surgery for common procedures ⁷

	As at 30 Jun 2018	Same time last year	Change since one year ago
Abdominal hysterectomy	0	< 5	n/a
Cataract extraction	36	14	157%
Cholecystectomy	< 5	< 5	*
Coronary artery bypass graft	0	< 5	n/a
Cystoscopy	< 5	< 5	*
Haemorrhoidectomy	0	< 5	n/a
Hysteroscopy	7	< 5	*
Inguinal herniorrhaphy	6	8	-25%
Myringoplasty / Tympanoplasty	0	< 5	n/a
Myringotomy	0	< 5	n/a
Other - General	< 5	< 5	*
Prostatectomy	0	< 5	*
Septoplasty	< 5	< 5	*
Tonsillectomy	15	8	88%
Total hip replacement	0	< 5	n/a
Total knee replacement	0	< 5	n/a
Varicose veins stripping and ligation	< 5	< 5	*

Mudgee Health Service: Patients ready for elective surgery as at 30th June 2018

Patients ready for elective surgery, on the waiting list for longer than 12 months

	As at 30 Jun 2018	Same time last year
All specialties	0	0

* Suppressed due to small numbers and to protect privacy. Relevant graphs are also suppressed.

< 5 Less than five patients. For measures by urgency category, counts are included in an adjacent category. Relevant graphs are also suppressed.

1. Excluding staged procedures.
2. Excluding staged procedures and cystoscopy.
3. Including non-urgent cystoscopy.
4. Excludes the total number of days the patient was coded as 'not ready for surgery'.
5. This is the number of days it took for half of patients who received elective surgery during the period to be admitted and receive their surgery. The other half took equal to or longer than the median to be admitted for surgery.
6. This is the number of days it took for 90% of patients who received elective surgery during the period to be admitted and receive their surgery. The final 10% of patients took equal to or longer than the 90th percentile.
7. The procedures included in this list are procedures which are high volume; some may be associated with long waiting periods. For a description of these procedures see *Elective Surgery Glossary of Common Procedures, December 2012*.
8. Includes staged procedures, non-urgent cystoscopy, and patients currently not available for personal reasons.

For more information: For details of methods, see the *Technical Supplement: Elective surgery measures, January to March 2018*.

Note: All percentages rounded to whole numbers and therefore percentages may not add to 100%.

Source: Waiting List Collection On-Line System, NSW Health (extracted 16 July 2018.).