

## Northern Beaches Hospital results cover publicly contracted services from its opening on 31 October 2018

BHI has not reported on the timeliness of care provided in the emergency department for Northern Beaches Hospital for October to December 2018 because of challenges experienced in the implementation of a new information system in Northern Beaches emergency department following its opening.

### Northern Beaches Hospital: Emergency department (ED) overview

October to December 2018

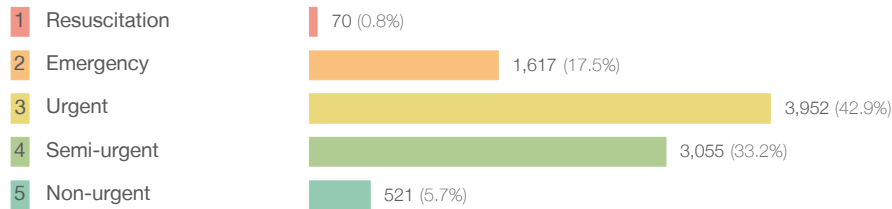
All presentations:<sup>1</sup> 9,231 patients

Emergency presentations:<sup>2</sup> 9,215 patients

Same period last year    Change since one year ago

Not applicable

### Northern Beaches Hospital: Emergency presentations by triage category<sup>3</sup>



Same period last year    NSW (this period)

Not applicable

BHI has not reported on the timeliness of care provided in the emergency department for Northern Beaches Hospital for October to December 2018 because of challenges experienced in the implementation of a new information system in Northern Beaches emergency department following its opening. *Healthcare Quarterly* only includes data relating to publicly contracted services at Northern Beaches Hospital.

More information is available on BHI's interactive portal at [www.bhi.nsw.gov.au/healthcare\\_observer](http://www.bhi.nsw.gov.au/healthcare_observer)

1. All emergency and non-emergency attendances at the emergency department (ED).
  2. All attendances that have a triage category and are coded as emergency presentations or unplanned return visits.
- Source: Data file received from NSW Health on Tuesday 22nd January.

## Northern Beaches Hospital results cover publicly contracted services from its opening on 31 October 2018

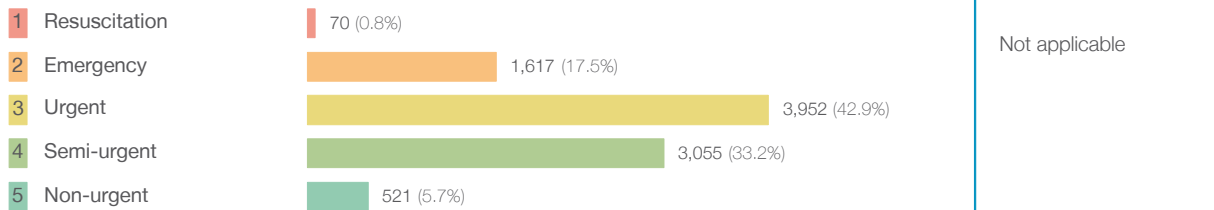
BHI has not reported on the timeliness of care provided in the emergency department for Northern Beaches Hospital for October to December 2018 because of challenges experienced in the implementation of a new information system in Northern Beaches emergency department following its opening.

### Northern Beaches Hospital: Patients presenting to the emergency department

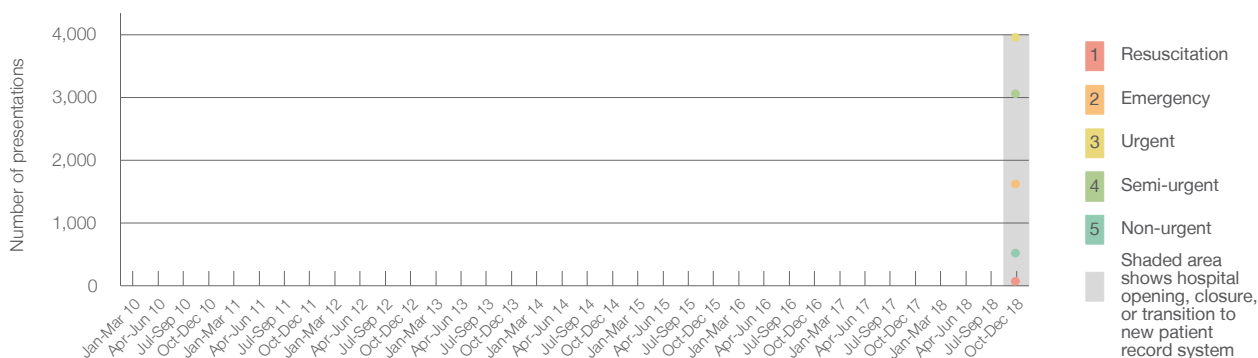
October to December 2018

All presentations:<sup>1</sup> 9,231 patients

Emergency presentations<sup>2</sup> by triage category: 9,215 patients



Emergency presentations<sup>2</sup> by quarter, January 2010 to December 2018



	Oct-Dec 2010	Oct-Dec 2011	Oct-Dec 2012	Oct-Dec 2013	Oct-Dec 2014	Oct-Dec 2015	Oct-Dec 2016	Oct-Dec 2017	Oct-Dec 2018
Resuscitation									70
Emergency									1,617
Urgent									3,952
Semi-urgent									3,055
Non-urgent									521
All emergency presentations									9,215

### Northern Beaches Hospital: Patients arriving by ambulance

October to December 2018

BHI has not reported on the timeliness of care provided in the emergency department for Northern Beaches Hospital for October to December 2018 because of challenges experienced in the implementation of a new information system in Northern Beaches emergency department following its opening. *Healthcare Quarterly* only includes data relating to publicly contracted services at Northern Beaches Hospital.

More information is available on BHI's interactive portal at [www.bhi.nsw.gov.au/healthcare\\_observer](http://www.bhi.nsw.gov.au/healthcare_observer)

## Northern Beaches Hospital results cover publicly contracted services from its opening on 31 October 2018

BHI has not reported on the timeliness of care provided in the emergency department for Northern Beaches Hospital for October to December 2018 because of challenges experienced in the implementation of a new information system in Northern Beaches emergency department following its opening.

### Northern Beaches Hospital: Time patients waited to start treatment, triage 2

October to December 2018

**Triage 2** Emergency (e.g. chest pain, severe burns)

Number of triage 2 patients: 1,617

Same period last year NSW  
(this period)

Not applicable

BHI has not reported on the timeliness of care provided in the emergency department for Northern Beaches Hospital for October to December 2018 because of challenges experienced in the implementation of a new information system in Northern Beaches emergency department following its opening.  
*Healthcare Quarterly* only includes data relating to publicly contracted services at Northern Beaches Hospital.

## Northern Beaches Hospital results cover publicly contracted services from its opening on 31 October 2018

BHI has not reported on the timeliness of care provided in the emergency department for Northern Beaches Hospital for October to December 2018 because of challenges experienced in the implementation of a new information system in Northern Beaches emergency department following its opening.

### Northern Beaches Hospital: Time patients waited to start treatment, triage 3

October to December 2018

**Triage 3** Urgent (e.g. moderate blood loss, dehydration)

Number of triage 3 patients: 3,952

Same period last year NSW (this period)

Not applicable

BHI has not reported on the timeliness of care provided in the emergency department for Northern Beaches Hospital for October to December 2018 because of challenges experienced in the implementation of a new information system in Northern Beaches emergency department following its opening. *Healthcare Quarterly* only includes data relating to publicly contracted services at Northern Beaches Hospital.

## Northern Beaches Hospital results cover publicly contracted services from its opening on 31 October 2018

BHI has not reported on the timeliness of care provided in the emergency department for Northern Beaches Hospital for October to December 2018 because of challenges experienced in the implementation of a new information system in Northern Beaches emergency department following its opening.

### Northern Beaches Hospital: Time patients waited to start treatment, triage 4

October to December 2018

**Triage 4** Semi-urgent (e.g. sprained ankle, earache)

Number of triage 4 patients: 3,055

Same period last year NSW (this period)

Not applicable

BHI has not reported on the timeliness of care provided in the emergency department for Northern Beaches Hospital for October to December 2018 because of challenges experienced in the implementation of a new information system in Northern Beaches emergency department following its opening.  
*Healthcare Quarterly* only includes data relating to publicly contracted services at Northern Beaches Hospital.

## Northern Beaches Hospital results cover publicly contracted services from its opening on 31 October 2018

BHI has not reported on the timeliness of care provided in the emergency department for Northern Beaches Hospital for October to December 2018 because of challenges experienced in the implementation of a new information system in Northern Beaches emergency department following its opening.

### Northern Beaches Hospital: Time patients waited to start treatment, triage 5

October to December 2018

**Triage 5** Non-urgent (e.g. small cuts or abrasions)

Number of triage 5 patients: 521

Same period last year NSW  
(this period)

Not applicable

BHI has not reported on the timeliness of care provided in the emergency department for Northern Beaches Hospital for October to December 2018 because of challenges experienced in the implementation of a new information system in Northern Beaches emergency department following its opening.  
*Healthcare Quarterly* only includes data relating to publicly contracted services at Northern Beaches Hospital.

## Northern Beaches Hospital results cover publicly contracted services from its opening on 31 October 2018

BHI has not reported on the timeliness of care provided in the emergency department for Northern Beaches Hospital for October to December 2018 because of challenges experienced in the implementation of a new information system in Northern Beaches emergency department following its opening.

### Northern Beaches Hospital: Time patients spent in the ED

October to December 2018

All presentations:<sup>1</sup> 9,231 patients

Same period last year      NSW (this period)  
Not applicable

BHI has not reported on the timeliness of care provided in the emergency department for Northern Beaches Hospital for October to December 2018 because of challenges experienced in the implementation of a new information system in Northern Beaches emergency department following its opening.  
*Healthcare Quarterly* only includes data relating to publicly contracted services at Northern Beaches Hospital.

More information is available on BHI's interactive portal at [www.bhi.nsw.gov.au/healthcare\\_observer](http://www.bhi.nsw.gov.au/healthcare_observer)

## Northern Beaches Hospital results cover publicly contracted services from its opening on 31 October 2018

BHI has not reported on the timeliness of care provided in the emergency department for Northern Beaches Hospital for October to December 2018 because of challenges experienced in the implementation of a new information system in Northern Beaches emergency department following its opening.

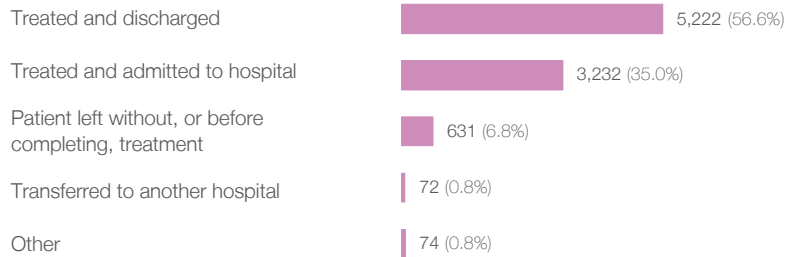
### Northern Beaches Hospital: Time patients spent in the ED

By mode of separation

October to December 2018

All presentations:<sup>1</sup> 9,231 patients

Presentations used to calculate time to leaving the ED:<sup>6</sup> 9,231 patients



Same period last year Change since one year ago

Not applicable

BHI has not reported on the timeliness of care provided in the emergency department for Northern Beaches Hospital for October to December 2018 because of challenges experienced in the implementation of a new information system in Northern Beaches emergency department following its opening. *Healthcare Quarterly* only includes data relating to publicly contracted services at Northern Beaches Hospital.

More information is available on BHI's interactive portal at [www.bhi.nsw.gov.au/healthcare\\_observer](http://www.bhi.nsw.gov.au/healthcare_observer)



## Northern Beaches Hospital results cover publicly contracted services from its opening on 31 October 2018

BHI has not reported on the timeliness of care provided in the emergency department for Northern Beaches Hospital for October to December 2018 because of challenges experienced in the implementation of a new information system in Northern Beaches emergency department following its opening.

### Northern Beaches Hospital: Time spent in the ED Percentage of patients who spent four hours or less in the ED October to December 2018

All presentations at the emergency department: <sup>1</sup> 9,231 patients

Same period last year    Change since one year ago  
Not applicable

BHI has not reported on the timeliness of care provided in the emergency department for Northern Beaches Hospital for October to December 2018 because of challenges experienced in the implementation of a new information system in Northern Beaches emergency department following its opening. *Healthcare Quarterly* only includes data relating to publicly contracted services at Northern Beaches Hospital.

More information is available on BHI's interactive portal at [www.bhi.nsw.gov.au/healthcare\\_observer](http://www.bhi.nsw.gov.au/healthcare_observer)

1. All emergency and non-emergency presentations at the emergency department (ED).
  2. All presentations that have a triage category and are coded as emergency presentations or unplanned return visits.
- Note: All percentages are rounded and therefore percentages may not add to 100%.  
Sources: Data file received from NSW Health on Tuesday 22nd January.