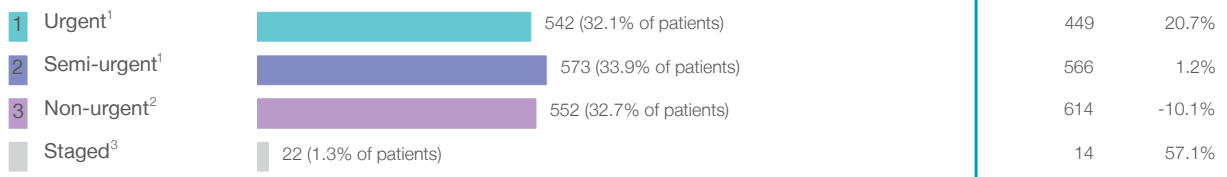


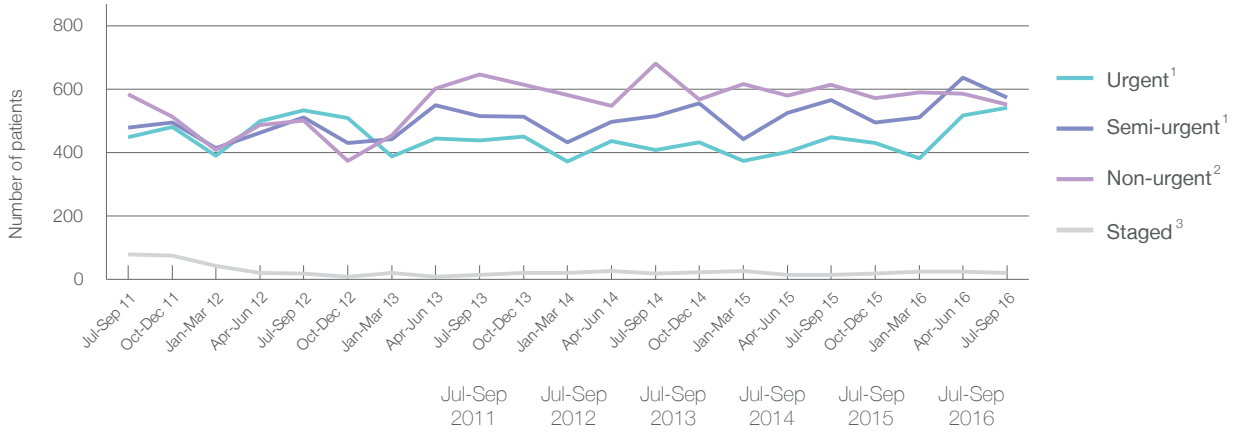
Royal North Shore Hospital: Elective surgery performed

July to September 2016

Patients who received elective surgery by urgency category: 1,689 patients



Patients who received elective surgery by urgency category by quarter, July 2011 to September 2016



Urgency Category	Jul-Sep 2011	Jul-Sep 2012	Jul-Sep 2013	Jul-Sep 2014	Jul-Sep 2015	Jul-Sep 2016
All categories	1,591	1,565	1,615	1,624	1,643	1,689
Urgent ¹	449	533	439	408	449	542
Semi-urgent ¹	479	512	516	516	566	573
Non-urgent ²	583	501	646	681	614	552
Staged ³	80	19	14	19	14	22

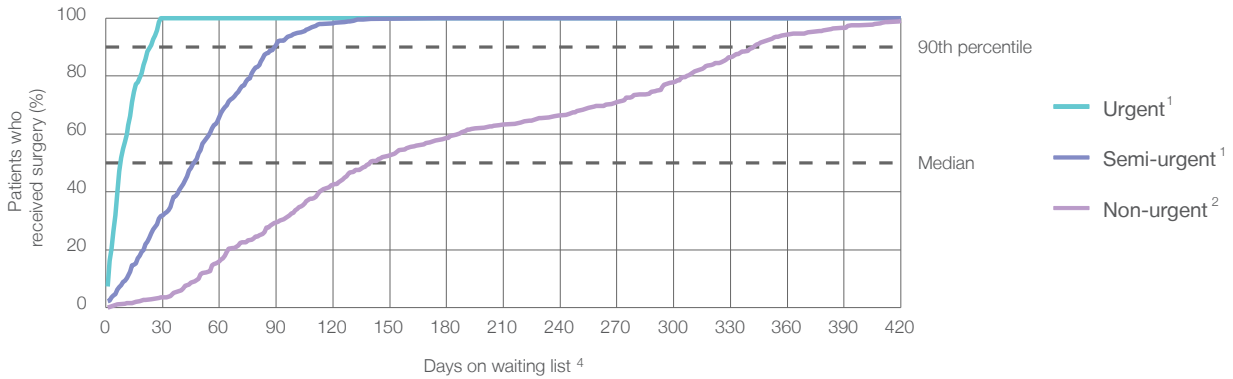
Royal North Shore Hospital: Time waited to receive elective surgery

July to September 2016

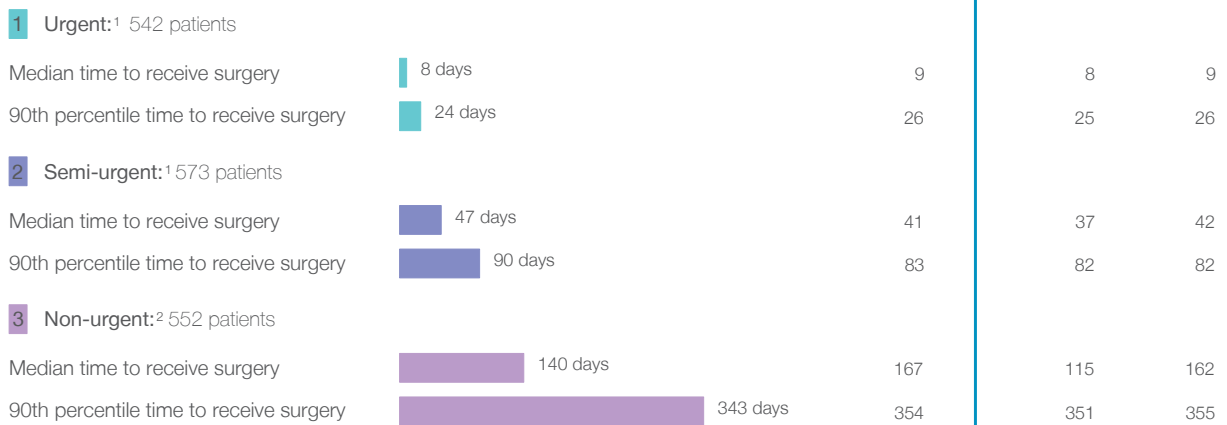
Percentage of patients who received surgery within the clinically recommended timeframe



Percentage of patients who received elective surgery by waiting time (days)



Waiting time (days) for people who received surgery by urgency category



Royal North Shore Hospital: Time waited to receive elective surgery

July to September 2016

Median⁵ waiting time (days) for patients who received elective surgery by specialty of surgeon

Specialty	Median ⁵ waiting time (days) (patients)	Same period last year	Peer group (this period)
Cardiothoracic surgery	24 days (104 patients)	15	20
Ear, nose and throat surgery	57 days (150 patients)	114	105
General surgery	26 days (215 patients)	34	27
Gynaecology	46 days (167 patients)	30	30
Medical	8 days (20 patients)	5	17
Neurosurgery	95 days (75 patients)	49	43
Ophthalmology	80 days (238 patients)	37	100
Orthopaedic surgery	54 days (285 patients)	67	71
Plastic surgery	19 days (174 patients)	27	20
Urology	28 days (213 patients)	46	31
Vascular surgery	9 days (48 patients)	14	15

Median⁵ waiting time (days) for patients who received elective surgery by common procedures⁷

Procedure	Median ⁵ waiting time (days) (patients)	Same period last year	Peer group (this period)
Abdominal hysterectomy	112 days (15 patients)	37	54
Cataract extraction	99 days (163 patients)	41	126
Cholecystectomy	49 days (14 patients)	47	48
Coronary artery bypass graft	* (6 patients)	18	26
Cystoscopy	29 days (78 patients)	26	29
Haemorrhoidectomy	* (< 5 patients)	*	64
Hysteroscopy	43 days (51 patients)	30	34
Inguinal herniorrhaphy	78 days (13 patients)	60	71
Myringoplasty / Tympanoplasty	330 days (10 patients)	*	327
Myringotomy	* (< 5 patients)	*	67
Other - General	12 days (63 patients)	46	20
Prostatectomy	33 days (20 patients)	100	54
Septoplasty	* (< 5 patients)	294	326
Tonsillectomy	174 days (16 patients)	274	314
Total hip replacement	65 days (15 patients)	22	113
Total knee replacement	91 days (13 patients)	164	272
Varicose veins stripping and ligation	n/a (0 patients)	*	75

Royal North Shore Hospital: Elective surgery waiting list

July to September 2016

Patients ready for surgery on waiting list at start of quarter: 2,084 patients

Patients ready for surgery on waiting list at end of quarter: 2,309 patients

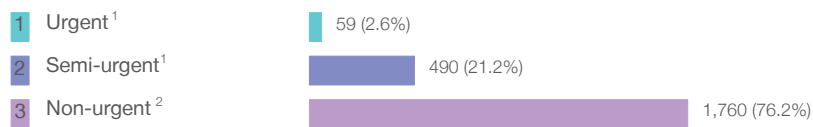
Patients not ready for surgery⁸ on waiting list at end of quarter: 458 patients

	Same period last year	Change since one year ago
Patients ready for surgery on waiting list at start of quarter	1,758	18.5%
Patients ready for surgery on waiting list at end of quarter	1,735	33.1%
Patients not ready for surgery ⁸ on waiting list at end of quarter	428	7.0%

Royal North Shore Hospital: Patients ready for elective surgery

as at 30th September 2016

Patients ready for surgery on waiting list by urgency category: 2,309 patients



	Same period last year	Change since one year ago
Urgent ¹	52	13.5%
Semi-urgent ¹	410	19.5%
Non-urgent ²	1,273	38.3%

Royal North Shore Hospital: Patients ready for elective surgery as at 30th September 2016

Patients ready for elective surgery by specialty of surgeon: 2,309 patients

	As at 30 Sep 2016	Same time last year	Change since one year ago
All specialties	2,309	1,735	33.1%
Cardiothoracic surgery	66	41	61.0%
Ear, nose and throat surgery	537	358	50.0%
General surgery	155	138	12.3%
Gynaecology	195	127	53.5%
Medical	9	5	80.0%
Neurosurgery	153	156	-1.9%
Ophthalmology	369	168	119.6%
Orthopaedic surgery	466	380	22.6%
Plastic surgery	166	163	1.8%
Urology	161	155	3.9%
Vascular surgery	32	44	-27.3%

Patients ready for elective surgery for common procedures ⁷

	As at 30 Sep 2016	Same time last year	Change since one year ago
Abdominal hysterectomy	25	14	78.6%
Cataract extraction	297	128	132.0%
Cholecystectomy	19	9	111.1%
Coronary artery bypass graft	< 5	9	*
Cystoscopy	30	35	-14.3%
Haemorrhoidectomy	< 5	< 5	*
Hysteroscopy	48	30	60.0%
Inguinal herniorrhaphy	22	16	37.5%
Myringoplasty / Tympanoplasty	30	30	0.0%
Myringotomy	0	< 5	*
Other - General	43	17	152.9%
Prostatectomy	16	24	-33.3%
Septoplasty	87	59	47.5%
Tonsillectomy	122	71	71.8%
Total hip replacement	18	12	50.0%
Total knee replacement	59	47	25.5%
Varicose veins stripping and ligation	5	16	-68.8%

Royal North Shore Hospital: Patients ready for elective surgery as at 30th September 2016

Patients ready for elective surgery, on the waiting list for longer than 12 months

	As at 30 Sep 2016	Same time last year
All specialties	15	14

- * Suppressed due to small numbers and to protect privacy. Relevant graphs are also suppressed.
- < 5 Less than five patients. For measures by urgency category, counts are included in an adjacent category. Relevant graphs are also suppressed.
1. Excluding staged procedures.
 2. Excluding staged procedures and cystoscopy.
 3. Including non-urgent cystoscopy.
 4. Excludes the total number of days the patient was coded as 'not ready for surgery'.
 5. This is the number of days it took for half of patients who received elective surgery during the period to be admitted and receive their surgery. The other half took equal to or longer than the median to be admitted for surgery.
 6. This is the number of days it took for 90% of patients who received elective surgery during the period to be admitted and receive their surgery. The final 10% of patients took equal to or longer than the 90th percentile.
 7. The procedures included in this list are procedures which are high volume; some may be associated with long waiting periods. For a description of these procedures see *Elective Surgery Glossary of Common Procedures, December 2012*.
 8. Includes staged procedures, non-urgent cystoscopy, and patients currently not available for personal reasons.
- For more information: For details of methods, see the *Technical Supplement: Elective surgery measures, July to September 2016*.
- Note:** All percentages rounded to whole numbers and therefore percentages may not add to 100%.
- Source:** Waiting List Collection On-Line System, NSW Health (extracted 17 October 2016.).