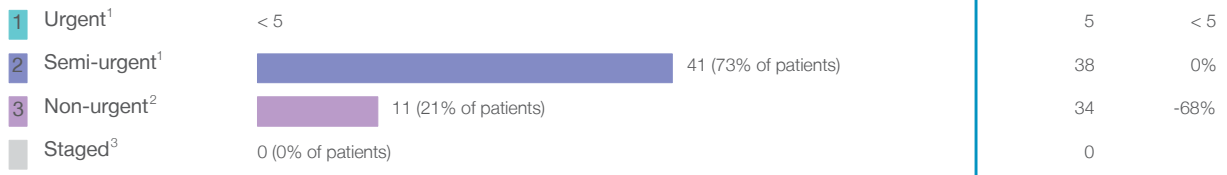


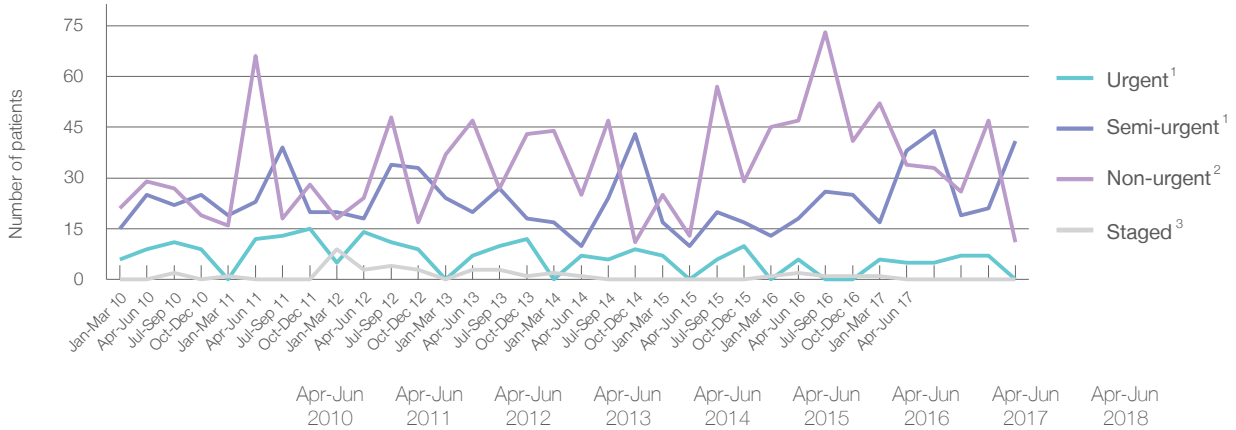
Inverell Hospital: Elective surgery performed

April to June 2018

Patients who received elective surgery by urgency category: 52 patients



Patients who received elective surgery by urgency category by quarter, April 2013 to June 2018



	Apr-Jun 2010	Apr-Jun 2011	Apr-Jun 2012	Apr-Jun 2013	Apr-Jun 2014	Apr-Jun 2015	Apr-Jun 2016	Apr-Jun 2017	Apr-Jun 2018
All categories	63	101	59	77	43	23	73	77	52
Urgent ¹	9	12	14	7	7	< 5	6	5	< 5
Semi-urgent ¹	25	23	18	20	10	10	18	38	41
Non-urgent ²	29	66	24	47	25	13	47	34	11
Staged ³	0	0	3	3	1	0	2	0	0

Inverell Hospital: Time waited to receive elective surgery

April to June 2018

Percentage of patients who received surgery within the clinically recommended timeframe

	Recommended:	100%	Same period last year	Peer group (this period)
1 Urgent¹	30 days		*	99.6%
2 Semi-urgent¹	90 days	100%	100%	99.2%
3 Non-urgent²	365 days	100%	100%	99.9%

Percentage of patients who received elective surgery by waiting time (days)





Waiting time (days) for people who received surgery by urgency category

	Peer group (this period)	This hospital (same period last year)	Peer group (same period last year)
1 Urgent:¹ < 5			
Median time to receive surgery	13	*	13
90th percentile time to receive surgery	26	*	27
2 Semi-urgent:¹ 41 patients			
Median time to receive surgery	37	30	39
90th percentile time to receive surgery	73	*	77
3 Non-urgent:² 11 patients			
Median time to receive surgery	141	295	174
90th percentile time to receive surgery	316	*	327

Inverell Hospital: Time waited to receive elective surgery

April to June 2018

Median ⁵ waiting time (days) for patients who received elective surgery by specialty of surgeon		Same period last year	Peer group (this period)
Cardiothoracic surgery	n/a (0 patients)	n/a	n/a
Ear, nose and throat surgery	n/a (0 patients)	n/a	185
General surgery	 51 days (12 patients)	23	33
Gynaecology	* (9 patients)	13	42
Medical	* (< 5 patients)	*	33
Neurosurgery	n/a (0 patients)	n/a	n/a
Ophthalmology	 70 days (30 patients)	280	140
Orthopaedic surgery	n/a (0 patients)	n/a	81
Plastic surgery	n/a (0 patients)	n/a	n/a
Urology	n/a (0 patients)	n/a	31
Vascular surgery	n/a (0 patients)	n/a	193

Median ⁵ waiting time (days) for patients who received elective surgery by common procedures ⁷		Same period last year	Peer group (this period)
Abdominal hysterectomy	n/a (0 patients)	n/a	49
Cataract extraction	 70 days (30 patients)	280	155
Cholecystectomy	n/a (0 patients)	n/a	34
Coronary artery bypass graft	n/a (0 patients)	n/a	n/a
Cystoscopy	n/a (0 patients)	n/a	25
Haemorrhoidectomy	n/a (0 patients)	n/a	59
Hysteroscopy	* (< 5 patients)	n/a	28
Inguinal herniorrhaphy	* (< 5 patients)	n/a	50
Myringoplasty / Tympanoplasty	n/a (0 patients)	n/a	*
Myringotomy	n/a (0 patients)	n/a	*
Other - General	n/a (0 patients)	n/a	28
Prostatectomy	n/a (0 patients)	n/a	86
Septoplasty	n/a (0 patients)	n/a	293
Tonsillectomy	n/a (0 patients)	n/a	301
Total hip replacement	n/a (0 patients)	n/a	n/a
Total knee replacement	n/a (0 patients)	n/a	n/a
Varicose veins stripping and ligation	n/a (0 patients)	n/a	196

Inverell Hospital: Elective surgery waiting list

April to June 2018

Patients ready for surgery on waiting list at start of quarter: 94 patients

Patients ready for surgery on waiting list at end of quarter: 121 patients

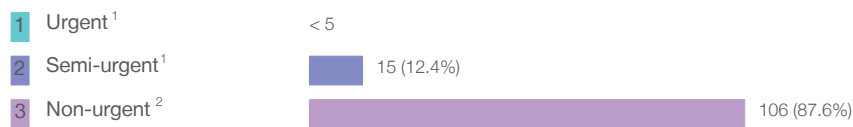
Patients not ready for surgery⁸ on waiting list at end of quarter: 3 patients

	Same period last year	Change since one year ago
Patients ready for surgery on waiting list at start of quarter	92	2%
Patients ready for surgery on waiting list at end of quarter	85	42%
Patients not ready for surgery ⁸ on waiting list at end of quarter	5	-40%

Inverell Hospital: Patients ready for elective surgery

as at 30th June 2018

Patients ready for surgery on waiting list by urgency category: 121 patients



	Same period last year	Change since one year ago
Urgent ¹	< 5	*
Semi-urgent ¹	12	18%
Non-urgent ²	73	45%

Inverell Hospital: Patients ready for elective surgery
as at 30th June 2018

Patients ready for elective surgery by specialty of surgeon: 121 patients

	As at 30 Jun 2018	Same time last year	Change since one year ago
All specialties	121	85	42%
Cardiothoracic surgery	0	0	n/a
Ear, nose and throat surgery	0	0	n/a
General surgery	8	5	60%
Gynaecology	< 5	< 5	*
Medical	0	0	n/a
Neurosurgery	0	0	n/a
Ophthalmology	110	79	39%
Orthopaedic surgery	0	0	n/a
Plastic surgery	0	0	n/a
Urology	0	0	n/a
Vascular surgery	0	0	n/a

Patients ready for elective surgery for common procedures ⁷

	As at 30 Jun 2018	Same time last year	Change since one year ago
Abdominal hysterectomy	0	< 5	n/a
Cataract extraction	110	80	38%
Cholecystectomy	0	< 5	n/a
Coronary artery bypass graft	0	< 5	n/a
Cystoscopy	0	< 5	n/a
Haemorrhoidectomy	0	< 5	n/a
Hysteroscopy	0	< 5	n/a
Inguinal herniorrhaphy	0	< 5	n/a
Myringoplasty / Tympanoplasty	0	< 5	n/a
Myringotomy	0	< 5	n/a
Other - General	0	< 5	n/a
Prostatectomy	0	< 5	n/a
Septoplasty	0	< 5	n/a
Tonsillectomy	0	< 5	n/a
Total hip replacement	0	< 5	n/a
Total knee replacement	0	< 5	n/a
Varicose veins stripping and ligation	0	< 5	n/a

Inverell Hospital: Patients ready for elective surgery
as at 30th June 2018

Patients ready for elective surgery, on the waiting list for longer than 12 months

As at 30 Jun 2018 Same time last year

	As at 30 Jun 2018	Same time last year
All specialties	0	0

* Suppressed due to small numbers and to protect privacy. Relevant graphs are also suppressed.

< 5 Less than five patients. For measures by urgency category, counts are included in an adjacent category. Relevant graphs are also suppressed.

1. Excluding staged procedures.
2. Excluding staged procedures and cystoscopy.
3. Including non-urgent cystoscopy.
4. Excludes the total number of days the patient was coded as 'not ready for surgery'.
5. This is the number of days it took for half of patients who received elective surgery during the period to be admitted and receive their surgery. The other half took equal to or longer than the median to be admitted for surgery.
6. This is the number of days it took for 90% of patients who received elective surgery during the period to be admitted and receive their surgery. The final 10% of patients took equal to or longer than the 90th percentile.
7. The procedures included in this list are procedures which are high volume; some may be associated with long waiting periods. For a description of these procedures see *Elective Surgery Glossary of Common Procedures, December 2012*.
8. Includes staged procedures, non-urgent cystoscopy, and patients currently not available for personal reasons.

For more information: For details of methods, see the *Technical Supplement: Elective surgery measures, January to March 2018*.

Note: All percentages rounded to whole numbers and therefore percentages may not add to 100%.

Source: Waiting List Collection On-Line System, NSW Health (extracted 16 July 2018.).