

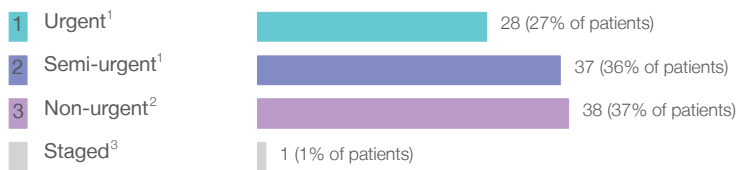
Manly Hospital results cover the period between 1 October 2018 and its closure on 30 October 2018

BHI cautions against comparing results for Manly Hospital with other hospitals and results for previous quarters because the results only cover part of the reporting period between 1 October 2018 and Manly Hospital's closure, when services were transferred to Northern Beaches Hospital.

Manly Hospital: Elective surgery performed

October to December 2018

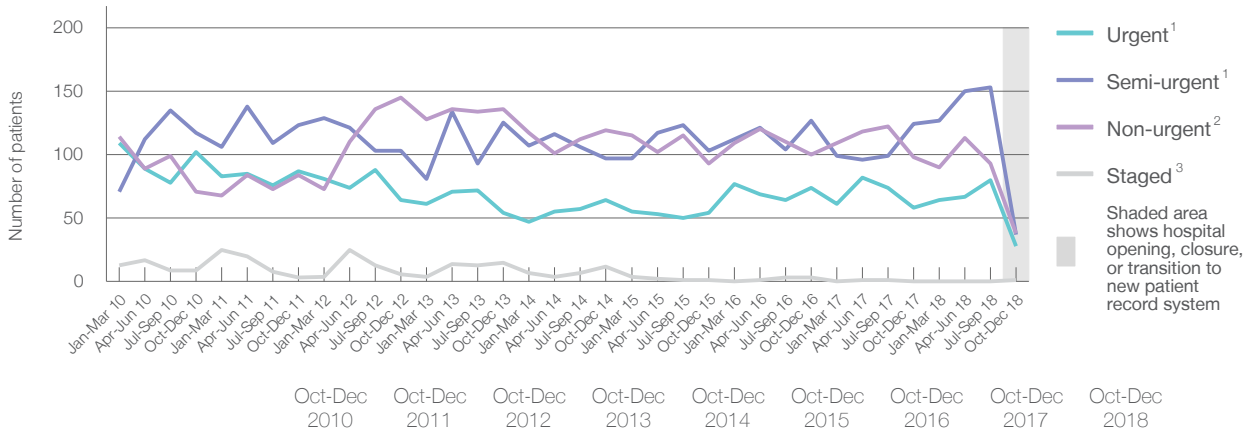
Patients who received elective surgery by urgency category: 104 patients



Same period last year Change since one year ago

Not applicable

Patients who received elective surgery by urgency category by quarter, January 2010 to December 2018



	Oct-Dec 2010	Oct-Dec 2011	Oct-Dec 2012	Oct-Dec 2013	Oct-Dec 2014	Oct-Dec 2015	Oct-Dec 2016	Oct-Dec 2017	Oct-Dec 2018
All categories	299	297	318	330	292	251	304	280	104
Urgent ¹	102	87	64	54	64	54	74	58	28
Semi-urgent ¹	117	123	103	125	97	103	127	124	37
Non-urgent ²	71	84	145	136	119	93	100	98	38
Staged ³	9	3	6	15	12	1	3	0	1

More information is available on BHI's interactive portal at www.bhi.nsw.gov.au/healthcare_observer

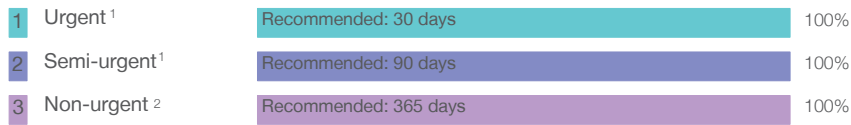
Manly Hospital results cover the period between 1 October 2018 and its closure on 30 October 2018

BHI cautions against comparing results for Manly Hospital with other hospitals and results for previous quarters because the results only cover part of the reporting period between 1 October 2018 and Manly Hospital's closure, when services were transferred to Northern Beaches Hospital.

Manly Hospital: Time waited to receive elective surgery

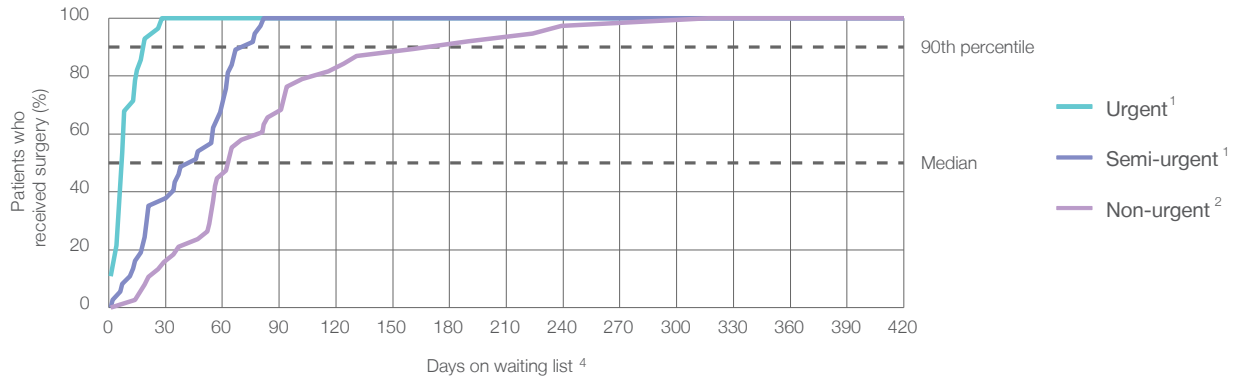
October to December 2018

Percentage of patients who received surgery within the clinically recommended timeframe



Same period last year
Peer group (this period)
Not applicable

Percentage of patients who received elective surgery by waiting time (days)



Waiting time (days) for people who received surgery by urgency category

1 Urgent: ¹ 28 patients

Median time to receive surgery

7 days

Peer group (this period)
Not applicable

90th percentile time to receive surgery

*

This hospital (same period last year)
Peer group (same period last year)
Not applicable

2 Semi-urgent: ¹ 37 patients

Median time to receive surgery

46 days

90th percentile time to receive surgery

*

3 Non-urgent: ² 38 patients

Median time to receive surgery

64 days

90th percentile time to receive surgery

*

More information is available on BHI's interactive portal at www.bhi.nsw.gov.au/healthcare_observer

Manly Hospital results cover the period between 1 October 2018 and its closure on 30 October 2018

BHI cautions against comparing results for Manly Hospital with other hospitals and results for previous quarters because the results only cover part of the reporting period between 1 October 2018 and Manly Hospital's closure, when services were transferred to Northern Beaches Hospital.

Manly Hospital: Time waited to receive elective surgery

October to December 2018

Median⁵ waiting time (days) for patients who received elective surgery by specialty of surgeon

		Same period last year	Peer group (this period)
Cardiothoracic surgery	n/a (0 patients)		
Ear, nose and throat surgery	n/a (0 patients)		
General surgery	55 days (22 patients)		
Gynaecology	17 days (25 patients)		
Medical	n/a (0 patients)		
Neurosurgery	n/a (0 patients)		
Ophthalmology	n/a (0 patients)		
Orthopaedic surgery	55 days (24 patients)		
Plastic surgery	51 days (31 patients)		
Urology	n/a (0 patients)		
Vascular surgery	* (< 5 patients)		

Median⁵ waiting time (days) for patients who received elective surgery by common procedures⁷

		Same period last year	Peer group (this period)
Abdominal hysterectomy	n/a (0 patients)		
Cataract extraction	n/a (0 patients)		
Cholecystectomy	* (< 5 patients)		
Coronary artery bypass graft	n/a (0 patients)		
Cystoscopy	n/a (0 patients)		
Haemorrhoidectomy	* (< 5 patients)		
Hysteroscopy	14 days (13 patients)		
Inguinal herniorrhaphy	* (7 patients)		
Myringoplasty / Tympanoplasty	n/a (0 patients)		
Myringotomy	n/a (0 patients)		
Other - General	n/a (0 patients)		
Prostatectomy	n/a (0 patients)		
Septoplasty	n/a (0 patients)		
Tonsillectomy	n/a (0 patients)		
Total hip replacement	* (< 5 patients)		
Total knee replacement	* (< 5 patients)		
Varicose veins stripping and ligation	n/a (0 patients)		

More information is available on BHI's interactive portal at www.bhi.nsw.gov.au/healthcare_observer

Manly Hospital results cover the period between 1 October 2018 and its closure on 30 October 2018

BHI cautions against comparing results for Manly Hospital with other hospitals and results for previous quarters because the results only cover part of the reporting period between 1 October 2018 and Manly Hospital's closure, when services were transferred to Northern Beaches Hospital.

Manly Hospital: Elective surgery waiting list

October to December 2018

Patients ready for surgery on waiting list at start of quarter: 185 patients

Patients ready for surgery on waiting list at end of quarter: Not applicable

Patients not ready for surgery⁸ on waiting list at end of quarter: Not applicable

Same period
last year

Change since
one year ago

Not applicable

Manly Hospital: Patients ready for elective surgery

as at 31st December 2018

1 Urgent¹

Not applicable

2 Semi-urgent¹

3 Non-urgent²

Same period
last year

Change since
one year ago

Not applicable

More information is available on BHI's interactive portal at www.bhi.nsw.gov.au/healthcare_observer

Manly Hospital results cover the period between 1 October 2018 and its closure on 30 October 2018

BHI cautions against comparing results for Manly Hospital with other hospitals and results for previous quarters because the results only cover part of the reporting period between 1 October 2018 and Manly Hospital's closure, when services were transferred to Northern Beaches Hospital.

Manly Hospital: Patients ready for elective surgery

as at 31st December 2018

Patients ready for elective surgery by specialty of surgeon: 0 patients

	As at 31 Dec 2018	Same time last year	Change since one year ago
All specialties	0		
Cardiothoracic surgery	0	Not applicable	
Ear, nose and throat surgery	0		
General surgery	0		
Gynaecology	0		
Medical	0		
Neurosurgery	0		
Ophthalmology	0		
Orthopaedic surgery	0		
Plastic surgery	0		
Urology	0		
Vascular surgery	0		

Patients ready for elective surgery for common procedures ⁷

	As at 31 Dec 2018	Same time last year	Change since one year ago
Abdominal hysterectomy	0		
Cataract extraction	0	Not applicable	
Cholecystectomy	0		
Coronary artery bypass graft	0		
Cystoscopy	0		
Haemorrhoidectomy	0		
Hysteroscopy	0		
Inguinal herniorrhaphy	0		
Myringoplasty / Tympanoplasty	0		
Myringotomy	0		
Other - General	0		
Prostatectomy	0		
Septoplasty	0		
Tonsillectomy	0		
Total hip replacement	0		
Total knee replacement	0		
Varicose veins stripping and ligation	0		

More information is available on BHI's interactive portal at www.bhi.nsw.gov.au/healthcare_observer

Manly Hospital results cover the period between 1 October 2018 and its closure on 30 October 2018

BHI cautions against comparing results for Manly Hospital with other hospitals and results for previous quarters because the results only cover part of the reporting period between 1 October 2018 and Manly Hospital's closure, when services were transferred to Northern Beaches Hospital.

Manly Hospital: Patients ready for elective surgery

as at 31st December 2018

Patients ready for elective surgery, on the waiting list for longer than 12 months

	As at 31 Dec 2018	Same time last year
All specialties	0	n/a

More information is available on BHI's interactive portal at www.bhi.nsw.gov.au/healthcare_observer

- * Suppressed due to small numbers and to protect privacy. Relevant graphs are also suppressed.
- < 5 Less than five patients. For measures by urgency category, counts are included in an adjacent category. Relevant graphs are also suppressed.
1. Excluding staged procedures.
 2. Excluding staged procedures and cystoscopy.
 3. Including non-urgent cystoscopy.
 4. Excludes the total number of days the patient was coded as 'not ready for surgery'.
 5. This is the number of days it took for half of patients who received elective surgery during the period to be admitted and receive their surgery. The other half took equal to or longer than the median to be admitted for surgery.
 6. This is the number of days it took for 90% of patients who received elective surgery during the period to be admitted and receive their surgery. The final 10% of patients took equal to or longer than the 90th percentile.
 7. The procedures included in this list are procedures which are high volume; some may be associated with long waiting periods. For a description of these procedures see *Elective Surgery Glossary of Common Procedures, December 2012*.
 8. Includes staged procedures, non-urgent cystoscopy, and patients currently not available for personal reasons.
- For more information: For details of methods, see the *Technical Supplement: Emergency department, ambulance, admitted patients and elective surgery, October to December 2018*.
- Note:** All percentages rounded to whole numbers and therefore percentages may not add to 100%.
- Source:** Waiting List Collection On-Line System, NSW Health (extracted 21 January 2019.).