

Healthcare Quarterly

Elective Surgery

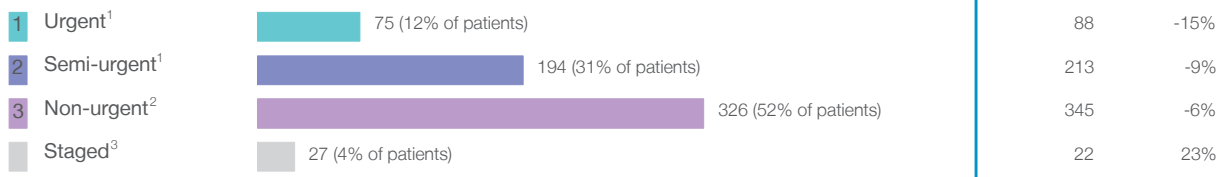
Northern Sydney Local Health District
Performance Profiles

October to December 2018

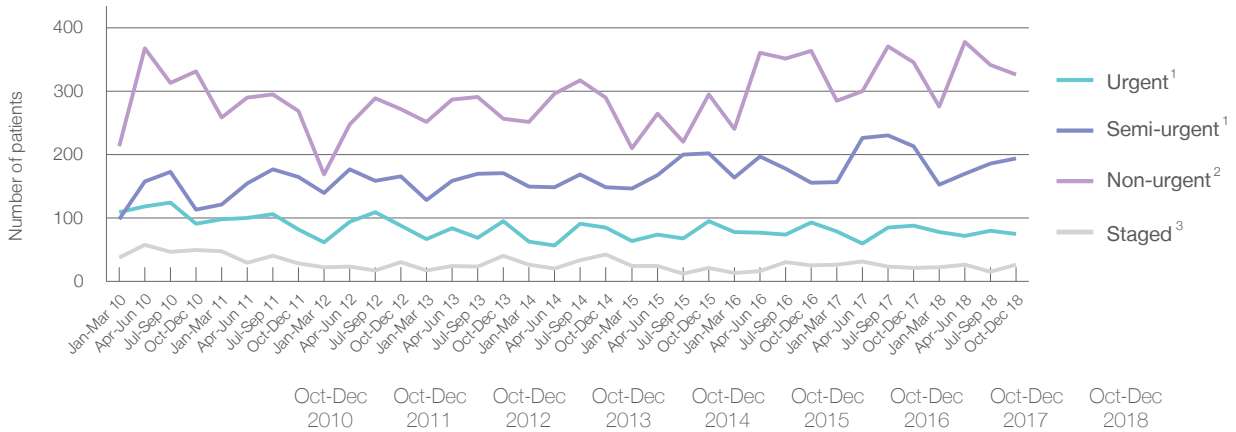
Hornsby Ku-ring-gai Hospital: Elective surgery performed

October to December 2018

Patients who received elective surgery by urgency category: 622 patients



Patients who received elective surgery by urgency category by quarter, January 2010 to December 2018



	Oct-Dec 2010	Oct-Dec 2011	Oct-Dec 2012	Oct-Dec 2013	Oct-Dec 2014	Oct-Dec 2015	Oct-Dec 2016	Oct-Dec 2017	Oct-Dec 2018
All categories	585	545	557	564	567	614	638	668	622
Urgent ¹	91	82	88	95	85	95	93	88	75
Semi-urgent ¹	113	165	166	171	149	202	156	213	194
Non-urgent ²	331	269	272	257	290	295	363	345	326
Staged ³	50	29	31	41	43	22	26	22	27

Hornsby Ku-ring-gai Hospital: Time waited to receive elective surgery

October to December 2018

Percentage of patients who received surgery within the clinically recommended timeframe

	Recommended: (days)	100%	Same period last year	Peer group (this period)
1 Urgent ¹	30 days	100%	100%	99.7%
2 Semi-urgent ¹	90 days	100%	95.8%	98.2%
3 Non-urgent ²	365 days	100%	96.8%	96.5%

Percentage of patients who received elective surgery by waiting time (days)



Waiting time (days) for people who received surgery by urgency category

	Peer group (this period)	This hospital (same period last year)	Peer group (same period last year)
1 Urgent: ¹ 75 patients			
Median time to receive surgery	8 days	13	7
90th percentile time to receive surgery	*	27	*
2 Semi-urgent: ¹ 194 patients			
Median time to receive surgery	34 days	47	35
90th percentile time to receive surgery	69 days	83	78
3 Non-urgent: ² 326 patients			
Median time to receive surgery	96 days	254	110
90th percentile time to receive surgery	317 days	355	334

Hornsby Ku-ring-gai Hospital: Time waited to receive elective surgery

October to December 2018

Median ⁵ waiting time (days) for patients who received elective surgery by specialty of surgeon		Same period last year	Peer group (this period)
Cardiothoracic surgery	n/a (0 patients)	n/a	13
Ear, nose and throat surgery	88 days (81 patients)	216	268
General surgery	48 days (165 patients)	43	44
Gynaecology	35 days (100 patients)	20	44
Medical	* (< 5 patients)	*	21
Neurosurgery	n/a (0 patients)	n/a	n/a
Ophthalmology	n/a (0 patients)	n/a	233
Orthopaedic surgery	64 days (176 patients)	91	168
Plastic surgery	n/a (0 patients)	n/a	67
Urology	22 days (87 patients)	34	35
Vascular surgery	8 days (11 patients)	7	19

Median ⁵ waiting time (days) for patients who received elective surgery by common procedures ⁷		Same period last year	Peer group (this period)
Abdominal hysterectomy	* (9 patients)	*	72
Cataract extraction	n/a (0 patients)	n/a	239
Cholecystectomy	79 days (17 patients)	71	57
Coronary artery bypass graft	n/a (0 patients)	n/a	n/a
Cystoscopy	18 days (53 patients)	19	28
Haemorrhoidectomy	* (< 5 patients)	*	67
Hysteroscopy	34 days (41 patients)	15	35
Inguinal herniorrhaphy	75 days (21 patients)	70	91
Myringoplasty / Tympanoplasty	* (< 5 patients)	*	302
Myringotomy	n/a (0 patients)	n/a	78
Other - General	* (< 5 patients)	*	28
Prostatectomy	* (9 patients)	*	61
Septoplasty	293 days (13 patients)	281	333
Tonsillectomy	124 days (33 patients)	84	310
Total hip replacement	133 days (23 patients)	198	251
Total knee replacement	286 days (28 patients)	229	276
Varicose veins stripping and ligation	* (< 5 patients)	*	141

Hornsby Ku-ring-gai Hospital: Elective surgery waiting list

October to December 2018

Patients ready for surgery on waiting list at start of quarter: 679 patients

Patients ready for surgery on waiting list at end of quarter: 626 patients

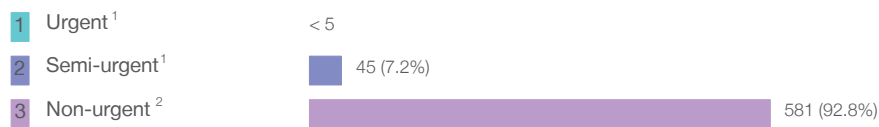
Patients not ready for surgery⁸ on waiting list at end of quarter: 126 patients

	Same period last year	Change since one year ago
Patients ready for surgery on waiting list at start of quarter	696	-2%
Patients ready for surgery on waiting list at end of quarter	629	0%
Patients not ready for surgery ⁸ on waiting list at end of quarter	116	9%

Hornsby Ku-ring-gai Hospital: Patients ready for elective surgery

as at 31st December 2018

Patients ready for surgery on waiting list by urgency category: 626 patients



	Same period last year	Change since one year ago
Urgent ¹	< 5	*
Semi-urgent ¹	64	-34%
Non-urgent ²	565	3%

Hornsby Ku-ring-gai Hospital: Patients ready for elective surgery

as at 31st December 2018

Patients ready for elective surgery by specialty of surgeon: 626 patients

	As at 31 Dec 2018	Same time last year	Change since one year ago
All specialties	626	629	0%
Cardiothoracic surgery	0	0	n/a
Ear, nose and throat surgery	169	163	4%
General surgery	150	146	3%
Gynaecology	32	20	60%
Medical	0	< 5	*
Neurosurgery	0	0	n/a
Ophthalmology	0	0	n/a
Orthopaedic surgery	259	258	0%
Plastic surgery	0	0	n/a
Urology	16	36	-56%
Vascular surgery	0	< 5	*

Patients ready for elective surgery for common procedures ⁷

	As at 31 Dec 2018	Same time last year	Change since one year ago
Abdominal hysterectomy	< 5	< 5	*
Cataract extraction	0	< 5	n/a
Cholecystectomy	13	15	-13%
Coronary artery bypass graft	0	< 5	n/a
Cystoscopy	< 5	19	*
Haemorrhoidectomy	< 5	< 5	*
Hysteroscopy	11	8	38%
Inguinal herniorrhaphy	13	24	-46%
Myringoplasty / Tympanoplasty	7	10	-30%
Myringotomy	< 5	< 5	*
Other - General	< 5	< 5	n/a
Prostatectomy	< 5	< 5	*
Septoplasty	39	24	63%
Tonsillectomy	56	54	4%
Total hip replacement	56	55	2%
Total knee replacement	103	103	0%
Varicose veins stripping and ligation	< 5	< 5	*

Hornsby Ku-ring-gai Hospital: Patients ready for elective surgery as at 31st December 2018

Patients ready for elective surgery, on the waiting list for longer than 12 months

As at 31 Dec 2018 Same time last year

	As at 31 Dec 2018	Same time last year
All specialties	0	0

* Suppressed due to small numbers and to protect privacy. Relevant graphs are also suppressed.

< 5 Less than five patients. For measures by urgency category, counts are included in an adjacent category. Relevant graphs are also suppressed.

1. Excluding staged procedures.
2. Excluding staged procedures and cystoscopy.
3. Including non-urgent cystoscopy.
4. Excludes the total number of days the patient was coded as 'not ready for surgery'.
5. This is the number of days it took for half of patients who received elective surgery during the period to be admitted and receive their surgery. The other half took equal to or longer than the median to be admitted for surgery.
6. This is the number of days it took for 90% of patients who received elective surgery during the period to be admitted and receive their surgery. The final 10% of patients took equal to or longer than the 90th percentile.
7. The procedures included in this list are procedures which are high volume; some may be associated with long waiting periods. For a description of these procedures see *Elective Surgery Glossary of Common Procedures, December 2012*.
8. Includes staged procedures, non-urgent cystoscopy, and patients currently not available for personal reasons.

For more information: For details of methods, see the *Technical Supplement: Emergency department, ambulance, admitted patients and elective surgery, October to December 2018*.

Note: All percentages rounded to whole numbers and therefore percentages may not add to 100%.

Source: Waiting List Collection On-Line System, NSW Health (extracted 21 January 2019.).

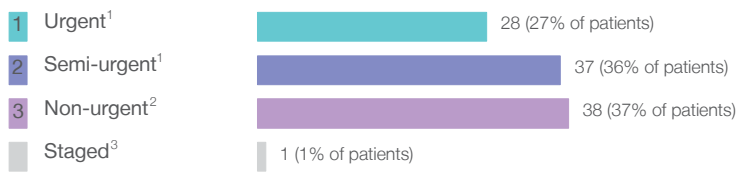
Manly Hospital results cover the period between 1 October 2018 and its closure on 30 October 2018

BHI cautions against comparing results for Manly Hospital with other hospitals and results for previous quarters because the results only cover part of the reporting period between 1 October 2018 and Manly Hospital's closure, when services were transferred to Northern Beaches Hospital.

Manly Hospital: Elective surgery performed

October to December 2018

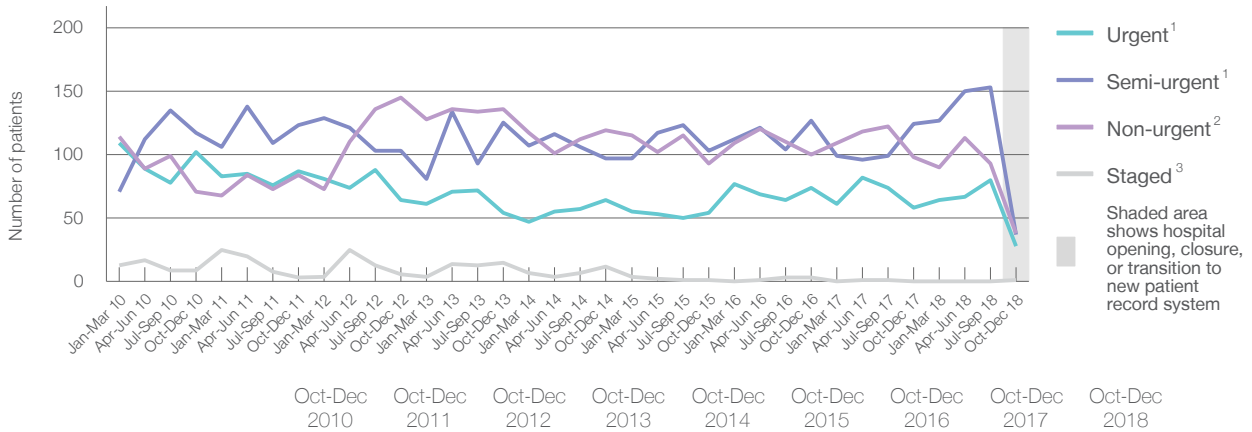
Patients who received elective surgery by urgency category: 104 patients



Same period last year Change since one year ago

Not applicable

Patients who received elective surgery by urgency category by quarter, January 2010 to December 2018



	Oct-Dec 2010	Oct-Dec 2011	Oct-Dec 2012	Oct-Dec 2013	Oct-Dec 2014	Oct-Dec 2015	Oct-Dec 2016	Oct-Dec 2017	Oct-Dec 2018
All categories	299	297	318	330	292	251	304	280	104
Urgent ¹	102	87	64	54	64	54	74	58	28
Semi-urgent ¹	117	123	103	125	97	103	127	124	37
Non-urgent ²	71	84	145	136	119	93	100	98	38
Staged ³	9	3	6	15	12	1	3	0	1

More information is available on BHI's interactive portal at www.bhi.nsw.gov.au/healthcare_observer

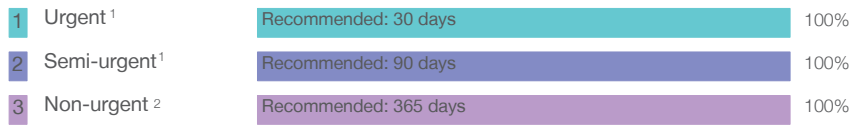
Manly Hospital results cover the period between 1 October 2018 and its closure on 30 October 2018

BHI cautions against comparing results for Manly Hospital with other hospitals and results for previous quarters because the results only cover part of the reporting period between 1 October 2018 and Manly Hospital's closure, when services were transferred to Northern Beaches Hospital.

Manly Hospital: Time waited to receive elective surgery

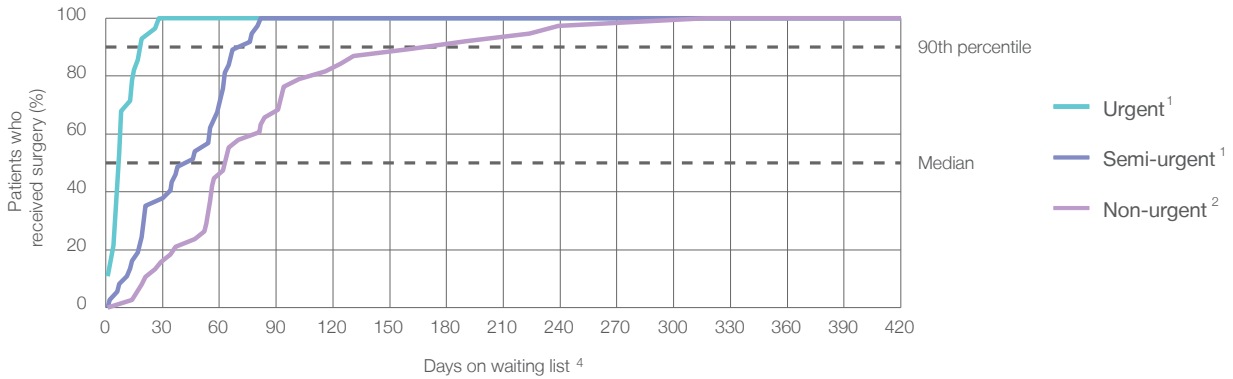
October to December 2018

Percentage of patients who received surgery within the clinically recommended timeframe



Same period last year
Peer group (this period)
Not applicable

Percentage of patients who received elective surgery by waiting time (days)



This hospital (same period last year)
Peer group (same period last year)
Not applicable

Waiting time (days) for people who received surgery by urgency category

1 Urgent: ¹ 28 patients

Median time to receive surgery: 7 days

90th percentile time to receive surgery: *

Peer group (this period)
Not applicable

This hospital (same period last year)
Peer group (same period last year)
Not applicable

2 Semi-urgent: ¹ 37 patients

Median time to receive surgery: 46 days

90th percentile time to receive surgery: *

3 Non-urgent: ² 38 patients

Median time to receive surgery: 64 days

90th percentile time to receive surgery: *

More information is available on BHI's interactive portal at www.bhi.nsw.gov.au/healthcare_observer

Manly Hospital results cover the period between 1 October 2018 and its closure on 30 October 2018

BHI cautions against comparing results for Manly Hospital with other hospitals and results for previous quarters because the results only cover part of the reporting period between 1 October 2018 and Manly Hospital's closure, when services were transferred to Northern Beaches Hospital.

Manly Hospital: Time waited to receive elective surgery

October to December 2018

Median⁵ waiting time (days) for patients who received elective surgery by specialty of surgeon

		Same period last year	Peer group (this period)
Cardiothoracic surgery	n/a (0 patients)		
Ear, nose and throat surgery	n/a (0 patients)		
General surgery	55 days (22 patients)		
Gynaecology	17 days (25 patients)		
Medical	n/a (0 patients)		
Neurosurgery	n/a (0 patients)		
Ophthalmology	n/a (0 patients)		
Orthopaedic surgery	55 days (24 patients)		
Plastic surgery	51 days (31 patients)		
Urology	n/a (0 patients)		
Vascular surgery	* (< 5 patients)		

Median⁵ waiting time (days) for patients who received elective surgery by common procedures⁷

		Same period last year	Peer group (this period)
Abdominal hysterectomy	n/a (0 patients)		
Cataract extraction	n/a (0 patients)		
Cholecystectomy	* (< 5 patients)		
Coronary artery bypass graft	n/a (0 patients)		
Cystoscopy	n/a (0 patients)		
Haemorrhoidectomy	* (< 5 patients)		
Hysteroscopy	14 days (13 patients)		
Inguinal herniorrhaphy	* (7 patients)		
Myringoplasty / Tympanoplasty	n/a (0 patients)		
Myringotomy	n/a (0 patients)		
Other - General	n/a (0 patients)		
Prostatectomy	n/a (0 patients)		
Septoplasty	n/a (0 patients)		
Tonsillectomy	n/a (0 patients)		
Total hip replacement	* (< 5 patients)		
Total knee replacement	* (< 5 patients)		
Varicose veins stripping and ligation	n/a (0 patients)		

More information is available on BHI's interactive portal at www.bhi.nsw.gov.au/healthcare_observer

Manly Hospital results cover the period between 1 October 2018 and its closure on 30 October 2018

BHI cautions against comparing results for Manly Hospital with other hospitals and results for previous quarters because the results only cover part of the reporting period between 1 October 2018 and Manly Hospital's closure, when services were transferred to Northern Beaches Hospital.

Manly Hospital: Elective surgery waiting list

October to December 2018

Patients ready for surgery on waiting list at start of quarter: 185 patients

Patients ready for surgery on waiting list at end of quarter: Not applicable

Patients not ready for surgery⁸ on waiting list at end of quarter: Not applicable

Same period
last year

Change since
one year ago

Not applicable

Manly Hospital: Patients ready for elective surgery

as at 31st December 2018

1 Urgent¹

Not applicable

2 Semi-urgent¹

3 Non-urgent²

Same period
last year

Change since
one year ago

Not applicable

More information is available on BHI's interactive portal at www.bhi.nsw.gov.au/healthcare_observer

Manly Hospital results cover the period between 1 October 2018 and its closure on 30 October 2018

BHI cautions against comparing results for Manly Hospital with other hospitals and results for previous quarters because the results only cover part of the reporting period between 1 October 2018 and Manly Hospital's closure, when services were transferred to Northern Beaches Hospital.

Manly Hospital: Patients ready for elective surgery

as at 31st December 2018

Patients ready for elective surgery by specialty of surgeon: 0 patients

	As at 31 Dec 2018	Same time last year	Change since one year ago
All specialties	0		
Cardiothoracic surgery	0	Not applicable	
Ear, nose and throat surgery	0		
General surgery	0		
Gynaecology	0		
Medical	0		
Neurosurgery	0		
Ophthalmology	0		
Orthopaedic surgery	0		
Plastic surgery	0		
Urology	0		
Vascular surgery	0		

Patients ready for elective surgery for common procedures ⁷

	As at 31 Dec 2018	Same time last year	Change since one year ago
Abdominal hysterectomy	0		
Cataract extraction	0	Not applicable	
Cholecystectomy	0		
Coronary artery bypass graft	0		
Cystoscopy	0		
Haemorrhoidectomy	0		
Hysteroscopy	0		
Inguinal herniorrhaphy	0		
Myringoplasty / Tympanoplasty	0		
Myringotomy	0		
Other - General	0		
Prostatectomy	0		
Septoplasty	0		
Tonsillectomy	0		
Total hip replacement	0		
Total knee replacement	0		
Varicose veins stripping and ligation	0		

More information is available on BHI's interactive portal at www.bhi.nsw.gov.au/healthcare_observer

Manly Hospital results cover the period between 1 October 2018 and its closure on 30 October 2018

BHI cautions against comparing results for Manly Hospital with other hospitals and results for previous quarters because the results only cover part of the reporting period between 1 October 2018 and Manly Hospital's closure, when services were transferred to Northern Beaches Hospital.

Manly Hospital: Patients ready for elective surgery

as at 31st December 2018

Patients ready for elective surgery, on the waiting list for longer than 12 months

	As at 31 Dec 2018	Same time last year
All specialties	0	n/a

More information is available on BHI's interactive portal at www.bhi.nsw.gov.au/healthcare_observer

- * Suppressed due to small numbers and to protect privacy. Relevant graphs are also suppressed.
- < 5 Less than five patients. For measures by urgency category, counts are included in an adjacent category. Relevant graphs are also suppressed.
1. Excluding staged procedures.
 2. Excluding staged procedures and cystoscopy.
 3. Including non-urgent cystoscopy.
 4. Excludes the total number of days the patient was coded as 'not ready for surgery'.
 5. This is the number of days it took for half of patients who received elective surgery during the period to be admitted and receive their surgery. The other half took equal to or longer than the median to be admitted for surgery.
 6. This is the number of days it took for 90% of patients who received elective surgery during the period to be admitted and receive their surgery. The final 10% of patients took equal to or longer than the 90th percentile.
 7. The procedures included in this list are procedures which are high volume; some may be associated with long waiting periods. For a description of these procedures see *Elective Surgery Glossary of Common Procedures, December 2012*.
 8. Includes staged procedures, non-urgent cystoscopy, and patients currently not available for personal reasons.
- For more information: For details of methods, see the *Technical Supplement: Emergency department, ambulance, admitted patients and elective surgery, October to December 2018*.
- Note: All percentages rounded to whole numbers and therefore percentages may not add to 100%.
- Source: Waiting List Collection On-Line System, NSW Health (extracted 21 January 2019.).

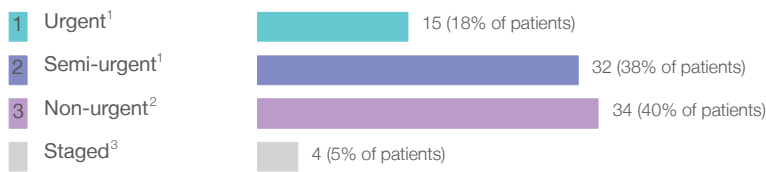
Mona Vale Hospital results cover the period between 1 October 2018 and 30 October 2018

BHI cautions against comparing results for Mona Vale Hospital with other hospitals and results for previous quarters because the results only cover part of the reporting period between 1 October 2018 and 30 October 2018, when emergency department, inpatient and surgical services were transferred to Northern Beaches Hospital.

Mona Vale Hospital: Elective surgery performed

October to December 2018

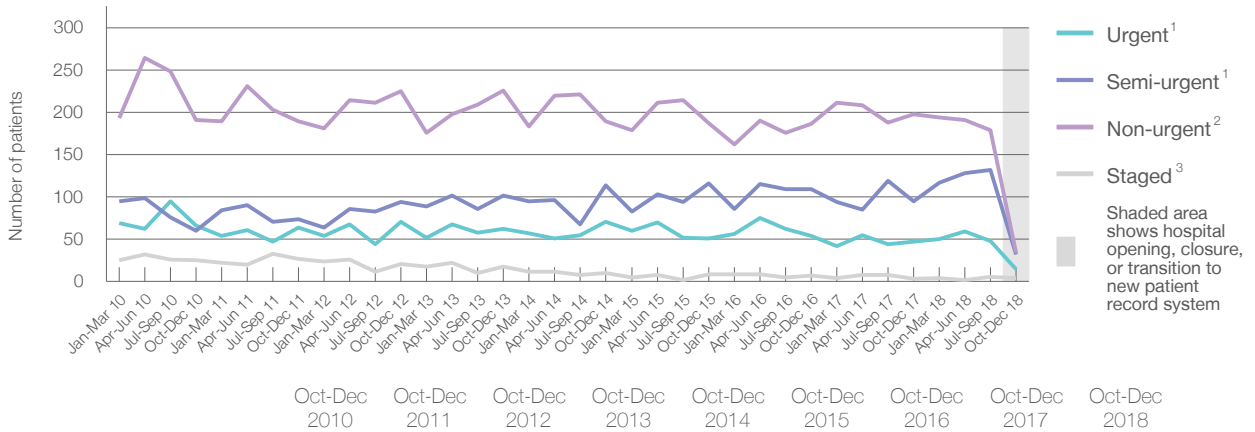
Patients who received elective surgery by urgency category: 85 patients



Same period last year Change since one year ago

Not applicable

Patients who received elective surgery by urgency category by quarter, January 2010 to December 2018



	Oct-Dec 2010	Oct-Dec 2011	Oct-Dec 2012	Oct-Dec 2013	Oct-Dec 2014	Oct-Dec 2015	Oct-Dec 2016	Oct-Dec 2017	Oct-Dec 2018
All categories	342	354	411	408	384	363	356	343	85
Urgent ¹	66	64	71	62	71	51	54	47	15
Semi-urgent ¹	60	74	94	102	114	116	109	95	32
Non-urgent ²	191	189	225	226	189	187	186	198	34
Staged ³	25	27	21	18	10	9	7	3	4

More information is available on BHI's interactive portal at www.bhi.nsw.gov.au/healthcare_observer

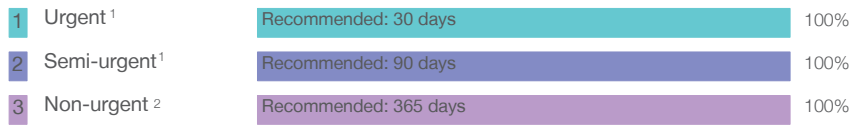
Mona Vale Hospital results cover the period between 1 October 2018 and 30 October 2018

BHI cautions against comparing results for Mona Vale Hospital with other hospitals and results for previous quarters because the results only cover part of the reporting period between 1 October 2018 and 30 October 2018, when emergency department, inpatient and surgical services were transferred to Northern Beaches Hospital.

Mona Vale Hospital: Time waited to receive elective surgery

October to December 2018

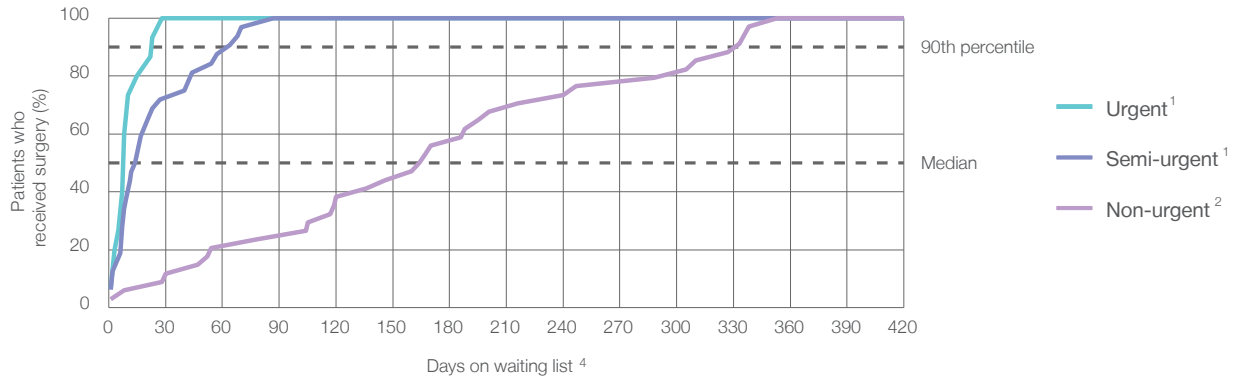
Percentage of patients who received surgery within the clinically recommended timeframe



Same period last year
Peer group (this period)

Not applicable

Percentage of patients who received elective surgery by waiting time (days)



This hospital (same period last year)
Peer group (same period last year)

Not applicable

Waiting time (days) for people who received surgery by urgency category

1 Urgent: ¹ 15 patients

Median time to receive surgery: 8 days

90th percentile time to receive surgery: *

Peer group (this period)

Not applicable

Not applicable

2 Semi-urgent: ¹ 32 patients

Median time to receive surgery: 15 days

90th percentile time to receive surgery: *

3 Non-urgent: ² 34 patients

Median time to receive surgery: 166 days

90th percentile time to receive surgery: *

More information is available on BHI's interactive portal at www.bhi.nsw.gov.au/healthcare_observer

Mona Vale Hospital results cover the period between 1 October 2018 and 30 October 2018

BHI cautions against comparing results for Mona Vale Hospital with other hospitals and results for previous quarters because the results only cover part of the reporting period between 1 October 2018 and 30 October 2018, when emergency department, inpatient and surgical services were transferred to Northern Beaches Hospital.

Mona Vale Hospital: Time waited to receive elective surgery

October to December 2018

Median⁵ waiting time (days) for patients who received elective surgery by specialty of surgeon

		Same period last year	Peer group (this period)
Cardiothoracic surgery	n/a (0 patients)		
Ear, nose and throat surgery	* (7 patients)		
General surgery	21 days (18 patients)		
Gynaecology	12 days (21 patients)		
Medical	n/a (0 patients)		
Neurosurgery	n/a (0 patients)		
Ophthalmology	n/a (0 patients)		
Orthopaedic surgery	104 days (35 patients)		
Plastic surgery	n/a (0 patients)		
Urology	* (< 5 patients)		
Vascular surgery	n/a (0 patients)		

Median⁵ waiting time (days) for patients who received elective surgery by common procedures⁷

		Same period last year	Peer group (this period)
Abdominal hysterectomy	* (< 5 patients)		
Cataract extraction	n/a (0 patients)		
Cholecystectomy	* (< 5 patients)		
Coronary artery bypass graft	n/a (0 patients)		
Cystoscopy	* (< 5 patients)		
Haemorrhoidectomy	* (< 5 patients)		
Hysteroscopy	12 days (14 patients)		
Inguinal herniorrhaphy	* (5 patients)		
Myringoplasty / Tympanoplasty	* (< 5 patients)		
Myringotomy	n/a (0 patients)		
Other - General	n/a (0 patients)		
Prostatectomy	n/a (0 patients)		
Septoplasty	* (< 5 patients)		
Tonsillectomy	* (< 5 patients)		
Total hip replacement	* (< 5 patients)		
Total knee replacement	* (5 patients)		
Varicose veins stripping and ligation	n/a (0 patients)		

More information is available on BHI's interactive portal at www.bhi.nsw.gov.au/healthcare_observer

Mona Vale Hospital results cover the period between 1 October 2018 and 30 October 2018

BHI cautions against comparing results for Mona Vale Hospital with other hospitals and results for previous quarters because the results only cover part of the reporting period between 1 October 2018 and 30 October 2018, when emergency department, inpatient and surgical services were transferred to Northern Beaches Hospital.

Mona Vale Hospital: Elective surgery waiting list

October to December 2018

Patients ready for surgery on waiting list at start of quarter: 281 patients

Patients ready for surgery on waiting list at end of quarter: Not applicable

Patients not ready for surgery⁸ on waiting list at end of quarter: Not applicable

Same period
last year

Change since
one year ago

Not applicable

Mona Vale Hospital: Patients ready for elective surgery

as at 31st December 2018

1 Urgent¹

Not applicable

2 Semi-urgent¹

3 Non-urgent²

Same period
last year

Change since
one year ago

Not applicable

More information is available on BHI's interactive portal at www.bhi.nsw.gov.au/healthcare_observer

Mona Vale Hospital results cover the period between 1 October 2018 and 30 October 2018

BHI cautions against comparing results for Mona Vale Hospital with other hospitals and results for previous quarters because the results only cover part of the reporting period between 1 October 2018 and 30 October 2018, when emergency department, inpatient and surgical services were transferred to Northern Beaches Hospital.

Mona Vale Hospital: Patients ready for elective surgery

as at 31st December 2018

Patients ready for elective surgery by specialty of surgeon: 0 patients

	As at 31 Dec 2018	Same time last year	Change since one year ago
All specialties	0		
Cardiothoracic surgery	0	Not applicable	
Ear, nose and throat surgery	0		
General surgery	0		
Gynaecology	0		
Medical	0		
Neurosurgery	0		
Ophthalmology	0		
Orthopaedic surgery	0		
Plastic surgery	0		
Urology	0		
Vascular surgery	0		

Patients ready for elective surgery for common procedures ⁷

	As at 31 Dec 2018	Same time last year	Change since one year ago
Abdominal hysterectomy	0		
Cataract extraction	0	Not applicable	
Cholecystectomy	0		
Coronary artery bypass graft	0		
Cystoscopy	0		
Haemorrhoidectomy	0		
Hysteroscopy	0		
Inguinal herniorrhaphy	0		
Myringoplasty / Tympanoplasty	0		
Myringotomy	0		
Other - General	0		
Prostatectomy	0		
Septoplasty	0		
Tonsillectomy	0		
Total hip replacement	0		
Total knee replacement	0		
Varicose veins stripping and ligation	0		

More information is available on BHI's interactive portal at www.bhi.nsw.gov.au/healthcare_observer

Mona Vale Hospital results cover the period between 1 October 2018 and 30 October 2018

BHI cautions against comparing results for Mona Vale Hospital with other hospitals and results for previous quarters because the results only cover part of the reporting period between 1 October 2018 and 30 October 2018, when emergency department, inpatient and surgical services were transferred to Northern Beaches Hospital.

Mona Vale Hospital: Patients ready for elective surgery

as at 31st December 2018

Patients ready for elective surgery, on the waiting list for longer than 12 months

	As at 31 Dec 2018	Same time last year
All specialties	0	n/a

More information is available on BHI's interactive portal at www.bhi.nsw.gov.au/healthcare_observer

- * Suppressed due to small numbers and to protect privacy. Relevant graphs are also suppressed.
- < 5 Less than five patients. For measures by urgency category, counts are included in an adjacent category. Relevant graphs are also suppressed.
1. Excluding staged procedures.
 2. Excluding staged procedures and cystoscopy.
 3. Including non-urgent cystoscopy.
 4. Excludes the total number of days the patient was coded as 'not ready for surgery'.
 5. This is the number of days it took for half of patients who received elective surgery during the period to be admitted and receive their surgery. The other half took equal to or longer than the median to be admitted for surgery.
 6. This is the number of days it took for 90% of patients who received elective surgery during the period to be admitted and receive their surgery. The final 10% of patients took equal to or longer than the 90th percentile.
 7. The procedures included in this list are procedures which are high volume; some may be associated with long waiting periods. For a description of these procedures see *Elective Surgery Glossary of Common Procedures, December 2012*.
 8. Includes staged procedures, non-urgent cystoscopy, and patients currently not available for personal reasons.
- For more information: For details of methods, see the *Technical Supplement: Emergency department, ambulance, admitted patients and elective surgery, October to December 2018*.
- Note:** All percentages rounded to whole numbers and therefore percentages may not add to 100%.
- Source:** Waiting List Collection On-Line System, NSW Health (extracted 21 January 2019.).

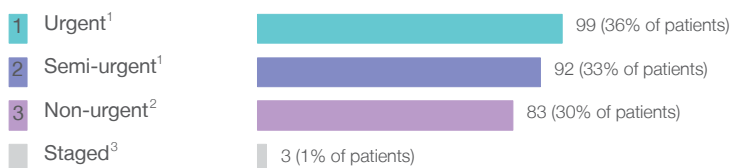
Northern Beaches Hospital results cover publicly contracted services from its opening on 31 October 2018

BHI cautions against comparing elective surgery results for Northern Beaches Hospital with other hospitals because results only cover part of the reporting period, between its opening on 31 October 2018 and the end of the quarter on 31 December 2018.

Northern Beaches Hospital: Elective surgery performed

October to December 2018

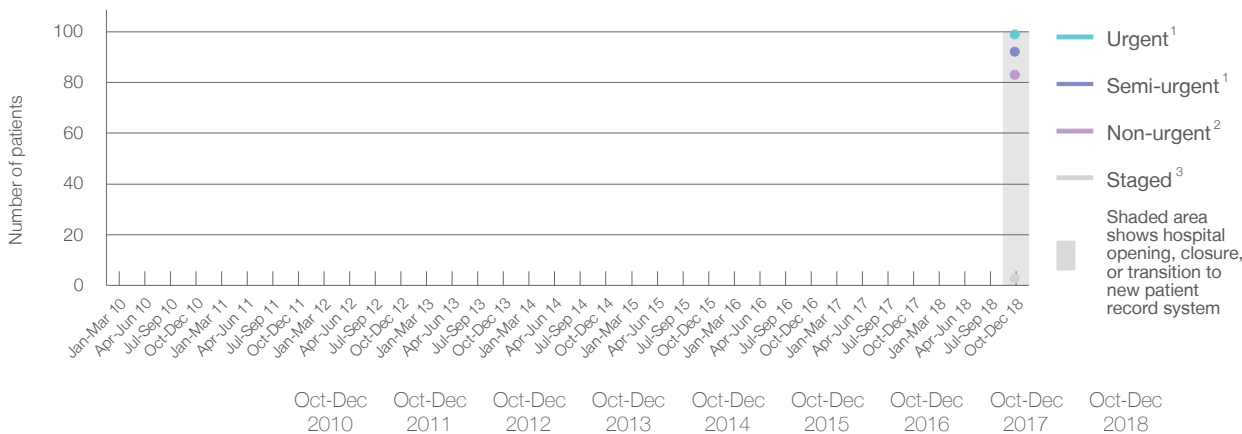
Patients who received elective surgery by urgency category: 277 patients



Same period last year Change since one year ago

Not applicable

Patients who received elective surgery by urgency category by quarter, January 2010 to December 2018



All categories									277
Urgent ¹									99
Semi-urgent ¹									92
Non-urgent ²									83
Staged ³									3

More information is available on BHI's interactive portal at www.bhi.nsw.gov.au/healthcare_observer

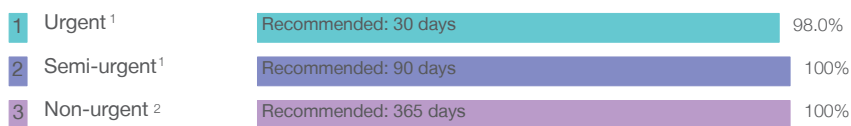
Northern Beaches Hospital results cover publicly contracted services from its opening on 31 October 2018

BHI cautions against comparing elective surgery results for Northern Beaches Hospital with other hospitals because results only cover part of the reporting period, between its opening on 31 October 2018 and the end of the quarter on 31 December 2018.

Northern Beaches Hospital: Time waited to receive elective surgery

October to December 2018

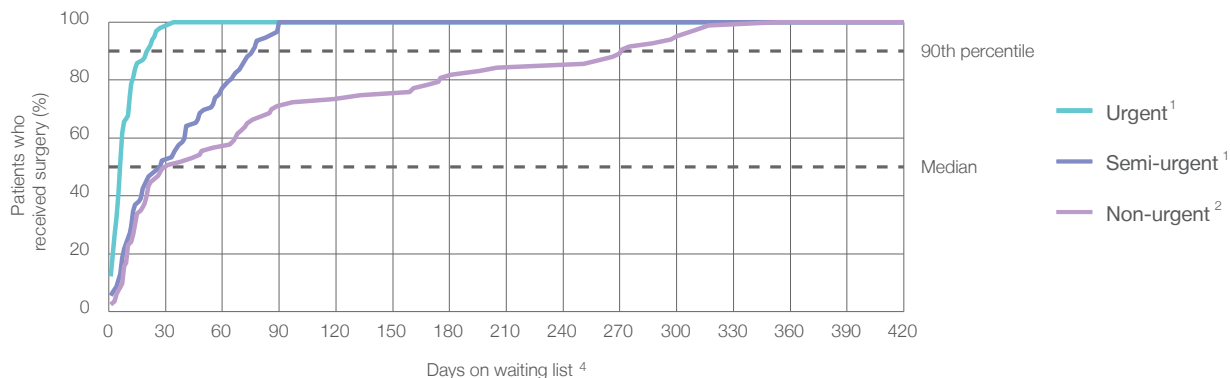
Percentage of patients who received surgery within the clinically recommended timeframe



Same period last year
Peer group (this period)

Not applicable

Percentage of patients who received elective surgery by waiting time (days)



This hospital (same period last year)
Peer group (same period last year)

Waiting time (days) for people who received surgery by urgency category

1 Urgent: ¹ 99 patients

Median time to receive surgery

6 days

Peer group (this period)
Not applicable

Not applicable

90th percentile time to receive surgery

*

2 Semi-urgent: ¹ 92 patients

Median time to receive surgery

28 days

90th percentile time to receive surgery

*

3 Non-urgent: ² 83 patients

Median time to receive surgery

31 days

90th percentile time to receive surgery

*

More information is available on BHI's interactive portal at www.bhi.nsw.gov.au/healthcare_observer

Northern Beaches Hospital results cover publicly contracted services from its opening on 31 October 2018

BHI cautions against comparing elective surgery results for Northern Beaches Hospital with other hospitals because results only cover part of the reporting period, between its opening on 31 October 2018 and the end of the quarter on 31 December 2018.

Northern Beaches Hospital: Time waited to receive elective surgery

October to December 2018

Median⁵ waiting time (days) for patients who received elective surgery by specialty of surgeon

		Same period last year	Peer group (this period)
Cardiothoracic surgery	* (< 5 patients)		
Ear, nose and throat surgery	6 days (18 patients)		
General surgery	12 days (71 patients)		
Gynaecology	15 days (39 patients)		
Medical	n/a (0 patients)		
Neurosurgery	n/a (0 patients)		
Ophthalmology	n/a (0 patients)		
Orthopaedic surgery	68 days (61 patients)		
Plastic surgery	44 days (45 patients)		
Urology	8 days (30 patients)		
Vascular surgery	6 days (11 patients)		

Median⁵ waiting time (days) for patients who received elective surgery by common procedures⁷

		Same period last year	Peer group (this period)
Abdominal hysterectomy	* (6 patients)		
Cataract extraction	n/a (0 patients)		
Cholecystectomy	* (5 patients)		
Coronary artery bypass graft	n/a (0 patients)		
Cystoscopy	15 days (13 patients)		
Haemorrhoidectomy	* (< 5 patients)		
Hysteroscopy	8 days (14 patients)		
Inguinal herniorrhaphy	* (9 patients)		
Myringoplasty / Tympanoplasty	* (< 5 patients)		
Myringotomy	* (< 5 patients)		
Other - General	* (< 5 patients)		
Prostatectomy	n/a (0 patients)		
Septoplasty	* (< 5 patients)		
Tonsillectomy	* (6 patients)		
Total hip replacement	228 days (12 patients)		
Total knee replacement	* (8 patients)		
Varicose veins stripping and ligation	* (< 5 patients)		

More information is available on BHI's interactive portal at www.bhi.nsw.gov.au/healthcare_observer

Northern Beaches Hospital results cover publicly contracted services from its opening on 31 October 2018

BHI cautions against comparing elective surgery results for Northern Beaches Hospital with other hospitals because results only cover part of the reporting period, between its opening on 31 October 2018 and the end of the quarter on 31 December 2018.

Northern Beaches Hospital: Elective surgery waiting list

October to December 2018

Patients ready for surgery on waiting list at start of quarter: Not applicable

Patients ready for surgery on waiting list at end of quarter: 602 patients

Patients not ready for surgery⁸ on waiting list at end of quarter: 100 patients

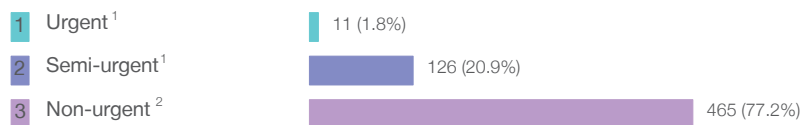
Same period last year Change since one year ago

Not applicable

Northern Beaches Hospital: Patients ready for elective surgery

as at 31st December 2018

Patients ready for surgery on waiting list by urgency category: 602 patients



Same period last year Change since one year ago

Not applicable

More information is available on BHI's interactive portal at www.bhi.nsw.gov.au/healthcare_observer

Northern Beaches Hospital results cover publicly contracted services from its opening on 31 October 2018

BHI cautions against comparing elective surgery results for Northern Beaches Hospital with other hospitals because results only cover part of the reporting period, between its opening on 31 October 2018 and the end of the quarter on 31 December 2018.

Northern Beaches Hospital: Patients ready for elective surgery

as at 31st December 2018

Patients ready for elective surgery by specialty of surgeon: 602 patients

	As at 31 Dec 2018	Same time last year	Change since one year ago
All specialties	602		
Cardiothoracic surgery	< 5	Not applicable	
Ear, nose and throat surgery	31		
General surgery	172		
Gynaecology	41		
Medical	0		
Neurosurgery	0		
Ophthalmology	0		
Orthopaedic surgery	269		
Plastic surgery	54		
Urology	21		
Vascular surgery	13		

Patients ready for elective surgery for common procedures ⁷

	As at 31 Dec 2018	Same time last year	Change since one year ago
Abdominal hysterectomy	6		
Cataract extraction	0	Not applicable	
Cholecystectomy	14		
Coronary artery bypass graft	0		
Cystoscopy	8		
Haemorrhoidectomy	6		
Hysteroscopy	23		
Inguinal herniorrhaphy	32		
Myringoplasty / Tympanoplasty	0		
Myringotomy	< 5		
Other - General	5		
Prostatectomy	0		
Septoplasty	13		
Tonsillectomy	10		
Total hip replacement	53		
Total knee replacement	74		
Varicose veins stripping and ligation	11		

More information is available on BHI's interactive portal at www.bhi.nsw.gov.au/healthcare_observer

Northern Beaches Hospital results cover publicly contracted services from its opening on 31 October 2018

BHI cautions against comparing elective surgery results for Northern Beaches Hospital with other hospitals because results only cover part of the reporting period, between its opening on 31 October 2018 and the end of the quarter on 31 December 2018.

Northern Beaches Hospital: Patients ready for elective surgery as at 31st December 2018

Patients ready for elective surgery, on the waiting list for longer than 12 months

	As at 31 Dec 2018	Same time last year
All specialties	0	n/a

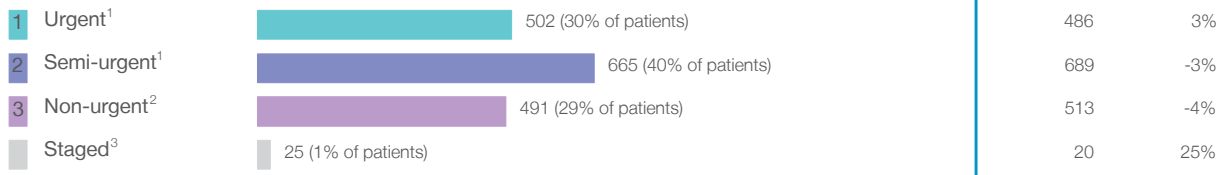
More information is available on BHI's interactive portal at www.bhi.nsw.gov.au/healthcare_observer

- * Suppressed due to small numbers and to protect privacy. Relevant graphs are also suppressed.
- < 5 Less than five patients. For measures by urgency category, counts are included in an adjacent category. Relevant graphs are also suppressed.
1. Excluding staged procedures.
 2. Excluding staged procedures and cystoscopy.
 3. Including non-urgent cystoscopy.
 4. Excludes the total number of days the patient was coded as 'not ready for surgery'.
 5. This is the number of days it took for half of patients who received elective surgery during the period to be admitted and receive their surgery. The other half took equal to or longer than the median to be admitted for surgery.
 6. This is the number of days it took for 90% of patients who received elective surgery during the period to be admitted and receive their surgery. The final 10% of patients took equal to or longer than the 90th percentile.
 7. The procedures included in this list are procedures which are high volume; some may be associated with long waiting periods. For a description of these procedures see *Elective Surgery Glossary of Common Procedures, December 2012*.
 8. Includes staged procedures, non-urgent cystoscopy, and patients currently not available for personal reasons.
- For more information: For details of methods, see the *Technical Supplement: Emergency department, ambulance, admitted patients and elective surgery, October to December 2018*.
- Note:** All percentages rounded to whole numbers and therefore percentages may not add to 100%.
- Source:** Waiting List Collection On-Line System, NSW Health (extracted 21 January 2019.).

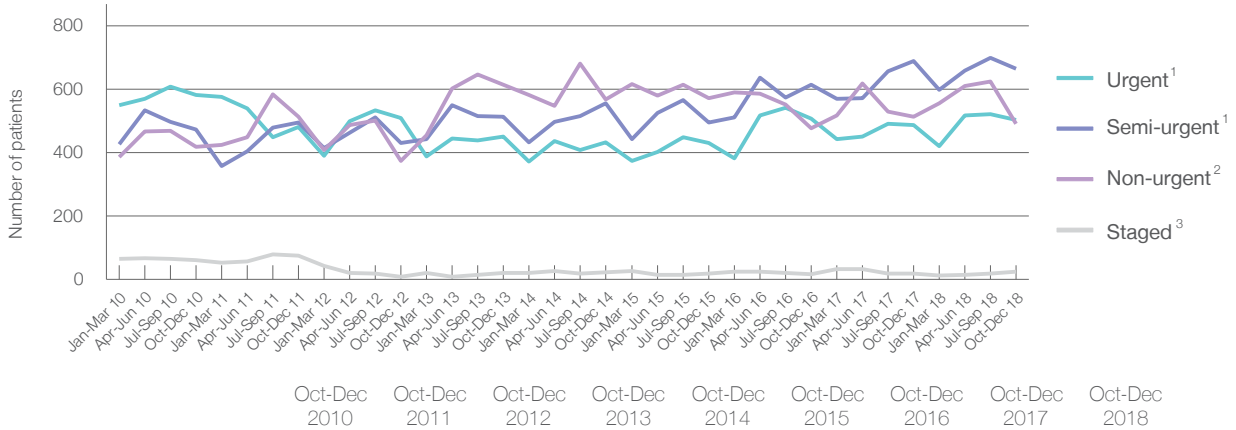
Royal North Shore Hospital: Elective surgery performed

October to December 2018

Patients who received elective surgery by urgency category: 1,683 patients



Patients who received elective surgery by urgency category by quarter, January 2010 to December 2018



	Oct-Dec 2010	Oct-Dec 2011	Oct-Dec 2012	Oct-Dec 2013	Oct-Dec 2014	Oct-Dec 2015	Oct-Dec 2016	Oct-Dec 2017	Oct-Dec 2018
All categories	1,534	1,563	1,322	1,598	1,579	1,515	1,614	1,708	1,683
Urgent ¹	582	480	510	451	432	430	507	486	502
Semi-urgent ¹	472	495	431	513	555	494	613	689	665
Non-urgent ²	419	513	373	613	568	571	477	513	491
Staged ³	61	75	8	21	24	20	17	20	25

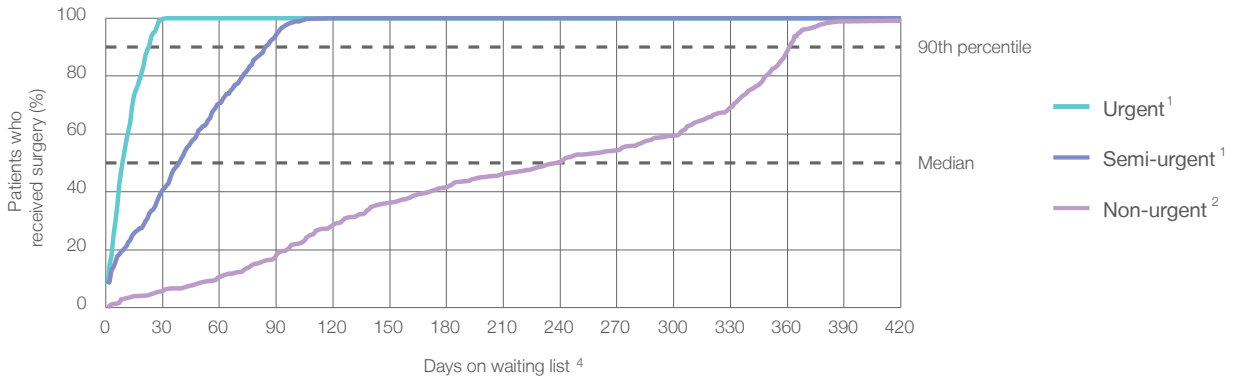
Royal North Shore Hospital: Time waited to receive elective surgery

October to December 2018

Percentage of patients who received surgery within the clinically recommended timeframe

	Recommended: (days)	Percentage	Same period last year	Peer group (this period)
1 Urgent ¹	30 days	99.8%	100%	99.9%
2 Semi-urgent ¹	90 days	94.1%	85.3%	95.8%
3 Non-urgent ²	365 days	93.9%	82.5%	93.1%

Percentage of patients who received elective surgery by waiting time (days)



Waiting time (days) for people who received surgery by urgency category

	Waiting time (days)	Peer group (this period)	This hospital (same period last year)	Peer group (same period last year)
1 Urgent: ¹ 502 patients				
Median time to receive surgery	9 days	9	10	9
90th percentile time to receive surgery	23 days	25	23	25
2 Semi-urgent: ¹ 665 patients				
Median time to receive surgery	39 days	41	44	43
90th percentile time to receive surgery	85 days	84	97	85
3 Non-urgent: ² 491 patients				
Median time to receive surgery	239 days	175	225	164
90th percentile time to receive surgery	361 days	360	382	360

Royal North Shore Hospital: Time waited to receive elective surgery

October to December 2018

Median⁵ waiting time (days) for patients who received elective surgery by specialty of surgeon

Specialty	Median ⁵ waiting time (days) (patients)	Same period last year	Peer group (this period)
Cardiothoracic surgery	21 days (112 patients)	20	21
Ear, nose and throat surgery	77 days (140 patients)	105	106
General surgery	22 days (246 patients)	28	27
Gynaecology	34 days (170 patients)	35	29
Medical	12 days (17 patients)	12	23
Neurosurgery	24 days (92 patients)	52	40
Ophthalmology	77 days (212 patients)	97	113
Orthopaedic surgery	69 days (289 patients)	50	65
Plastic surgery	20 days (158 patients)	39	23
Urology	25 days (178 patients)	30	34
Vascular surgery	10 days (69 patients)	15	19

Median⁵ waiting time (days) for patients who received elective surgery by common procedures⁷

Procedure	Median ⁵ waiting time (days) (patients)	Same period last year	Peer group (this period)
Abdominal hysterectomy	46 days (31 patients)	49	51
Cataract extraction	145 days (142 patients)	138	176
Cholecystectomy	13 days (18 patients)	49	45
Coronary artery bypass graft	23 days (19 patients)	*	29
Cystoscopy	33 days (62 patients)	33	30
Haemorrhoidectomy	* (< 5 patients)	*	76
Hysteroscopy	43 days (48 patients)	23	37
Inguinal herniorrhaphy	85 days (13 patients)	51	82
Myringoplasty / Tympanoplasty	* (5 patients)	350	278
Myringotomy	n/a (0 patients)	n/a	83
Other - General	19 days (54 patients)	13	21
Prostatectomy	54 days (20 patients)	62	61
Septoplasty	272 days (10 patients)	370	330
Tonsillectomy	308 days (18 patients)	357	311
Total hip replacement	88 days (18 patients)	51	127
Total knee replacement	313 days (21 patients)	252	223
Varicose veins stripping and ligation	* (< 5 patients)	n/a	162

Royal North Shore Hospital: Elective surgery waiting list

October to December 2018

Patients ready for surgery on waiting list at start of quarter: 2,309 patients

Patients ready for surgery on waiting list at end of quarter: 2,535 patients

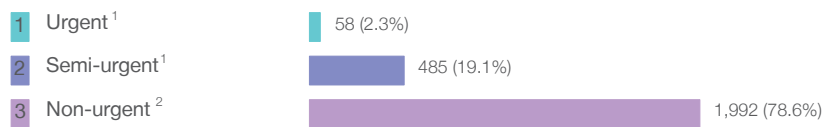
Patients not ready for surgery⁸ on waiting list at end of quarter: 635 patients

	Same period last year	Change since one year ago
Patients ready for surgery on waiting list at start of quarter	2,479	-7%
Patients ready for surgery on waiting list at end of quarter	2,448	4%
Patients not ready for surgery ⁸ on waiting list at end of quarter	499	27%

Royal North Shore Hospital: Patients ready for elective surgery

as at 31st December 2018

Patients ready for surgery on waiting list by urgency category: 2,535 patients



	Same period last year	Change since one year ago
Urgent ¹	55	5%
Semi-urgent ¹	473	3%
Non-urgent ²	1,920	4%

Royal North Shore Hospital: Patients ready for elective surgery

as at 31st December 2018

Patients ready for elective surgery by specialty of surgeon: 2,535 patients

	As at 31 Dec 2018	Same time last year	Change since one year ago
All specialties	2,535	2,448	4%
Cardiothoracic surgery	42	33	27%
Ear, nose and throat surgery	602	551	9%
General surgery	167	156	7%
Gynaecology	194	184	5%
Medical	8	5	60%
Neurosurgery	120	133	-10%
Ophthalmology	513	474	8%
Orthopaedic surgery	510	527	-3%
Plastic surgery	177	154	15%
Urology	177	173	2%
Vascular surgery	25	58	-57%

Patients ready for elective surgery for common procedures ⁷

	As at 31 Dec 2018	Same time last year	Change since one year ago
Abdominal hysterectomy	27	26	4%
Cataract extraction	438	397	10%
Cholecystectomy	16	13	23%
Coronary artery bypass graft	8	5	60%
Cystoscopy	37	33	12%
Haemorrhoidectomy	5	< 5	*
Hysteroscopy	50	42	19%
Inguinal herniorrhaphy	14	20	-30%
Myringoplasty / Tympanoplasty	36	36	0%
Myringotomy	0	< 5	n/a
Other - General	26	21	24%
Prostatectomy	21	13	62%
Septoplasty	96	89	8%
Tonsillectomy	164	127	29%
Total hip replacement	38	40	-5%
Total knee replacement	58	74	-22%
Varicose veins stripping and ligation	10	16	-38%

Royal North Shore Hospital: Patients ready for elective surgery as at 31st December 2018

Patients ready for elective surgery, on the waiting list for longer than 12 months

	As at 31 Dec 2018	Same time last year
All specialties	0	28

* Suppressed due to small numbers and to protect privacy. Relevant graphs are also suppressed.

< 5 Less than five patients. For measures by urgency category, counts are included in an adjacent category. Relevant graphs are also suppressed.

1. Excluding staged procedures.
2. Excluding staged procedures and cystoscopy.
3. Including non-urgent cystoscopy.
4. Excludes the total number of days the patient was coded as 'not ready for surgery'.
5. This is the number of days it took for half of patients who received elective surgery during the period to be admitted and receive their surgery. The other half took equal to or longer than the median to be admitted for surgery.
6. This is the number of days it took for 90% of patients who received elective surgery during the period to be admitted and receive their surgery. The final 10% of patients took equal to or longer than the 90th percentile.
7. The procedures included in this list are procedures which are high volume; some may be associated with long waiting periods. For a description of these procedures see *Elective Surgery Glossary of Common Procedures, December 2012*.
8. Includes staged procedures, non-urgent cystoscopy, and patients currently not available for personal reasons.

For more information: For details of methods, see the *Technical Supplement: Emergency department, ambulance, admitted patients and elective surgery, October to December 2018*.

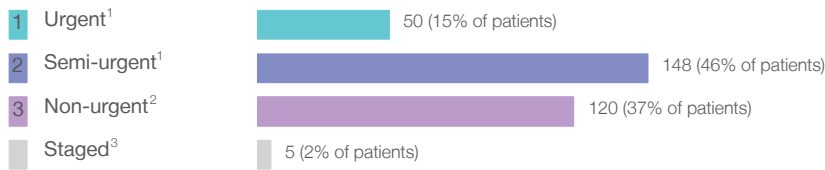
Note: All percentages rounded to whole numbers and therefore percentages may not add to 100%.

Source: Waiting List Collection On-Line System, NSW Health (extracted 21 January 2019.).

Ryde Hospital: Elective surgery performed

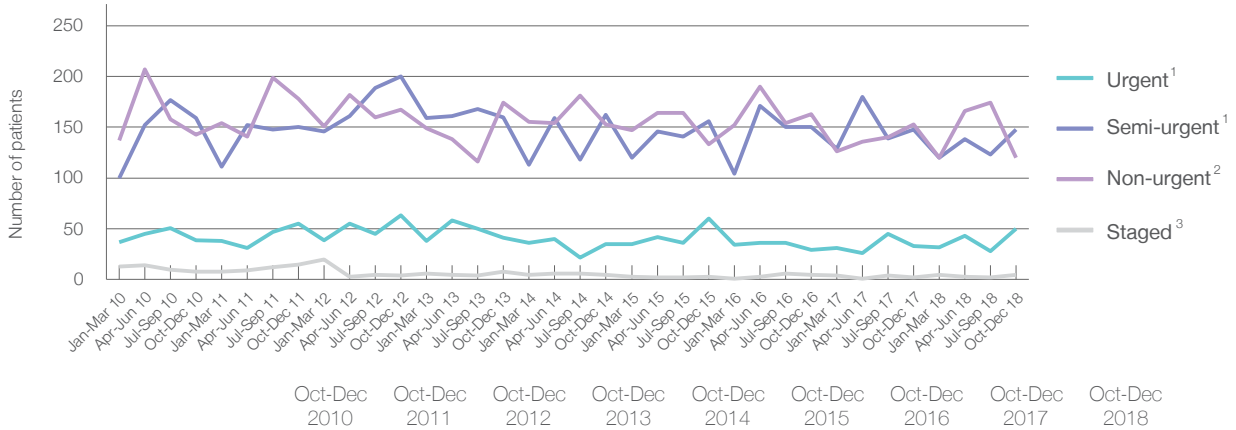
October to December 2018

Patients who received elective surgery by urgency category: 323 patients



Urgency Category	Same period last year	Change since one year ago
1 Urgent ¹	33	52%
2 Semi-urgent ¹	148	0%
3 Non-urgent ²	153	-22%
Staged ³	2	150%

Patients who received elective surgery by urgency category by quarter, January 2010 to December 2018



	Oct-Dec 2010	Oct-Dec 2011	Oct-Dec 2012	Oct-Dec 2013	Oct-Dec 2014	Oct-Dec 2015	Oct-Dec 2016	Oct-Dec 2017	Oct-Dec 2018
All categories	349	398	434	383	355	352	347	336	323
Urgent ¹	39	55	63	41	35	60	29	33	50
Semi-urgent ¹	159	150	200	160	162	156	150	148	148
Non-urgent ²	143	178	167	174	153	133	163	153	120
Staged ³	8	15	4	8	5	3	5	2	5

Ryde Hospital: Time waited to receive elective surgery

October to December 2018

Percentage of patients who received surgery within the clinically recommended timeframe

	Recommended:		Same period last year	Peer group (this period)
1 Urgent¹	30 days	100%	100%	100%
2 Semi-urgent¹	90 days	99.3%	99.3%	99.4%
3 Non-urgent²	365 days	100%	100%	97.7%

Percentage of patients who received elective surgery by waiting time (days)



Waiting time (days) for people who received surgery by urgency category

		Peer group (this period)	This hospital (same period last year)	Peer group (same period last year) ¹
1 Urgent: ¹ 50 patients				
Median time to receive surgery	10 days	13	11	14
90th percentile time to receive surgery	*	27	*	27
2 Semi-urgent: ¹ 148 patients				
Median time to receive surgery	49 days	49	39	49
90th percentile time to receive surgery	78 days	83	72	81
3 Non-urgent: ² 120 patients				
Median time to receive surgery	188 days	260	166	254
90th percentile time to receive surgery	347 days	356	329	352

Ryde Hospital: Time waited to receive elective surgery

October to December 2018

Median ⁵ waiting time (days) for patients who received elective surgery by specialty of surgeon		Same period last year	Peer group (this period)
Cardiothoracic surgery	n/a (0 patients)	n/a	n/a
Ear, nose and throat surgery	326 days (35 patients)	307	266
General surgery	50 days (134 patients)	37	41
Gynaecology	30 days (52 patients)	42	35
Medical	* (< 5 patients)	n/a	8
Neurosurgery	n/a (0 patients)	n/a	n/a
Ophthalmology	n/a (0 patients)	n/a	281
Orthopaedic surgery	67 days (88 patients)	138	180
Plastic surgery	n/a (0 patients)	n/a	68
Urology	* (9 patients)	27	34
Vascular surgery	* (< 5 patients)	*	115

Median ⁵ waiting time (days) for patients who received elective surgery by common procedures ⁷		Same period last year	Peer group (this period)
Abdominal hysterectomy	* (< 5 patients)	*	59
Cataract extraction	n/a (0 patients)	n/a	285
Cholecystectomy	49 days (42 patients)	44	45
Coronary artery bypass graft	n/a (0 patients)	n/a	n/a
Cystoscopy	9 days (10 patients)	*	28
Haemorrhoidectomy	* (5 patients)	*	58
Hysteroscopy	30 days (37 patients)	48	28
Inguinal herniorrhaphy	58 days (26 patients)	40	67
Myringoplasty / Tympanoplasty	n/a (0 patients)	n/a	*
Myringotomy	n/a (0 patients)	n/a	*
Other - General	* (< 5 patients)	*	26
Prostatectomy	n/a (0 patients)	n/a	107
Septoplasty	330 days (20 patients)	343	343
Tonsillectomy	* (5 patients)	*	279
Total hip replacement	82 days (17 patients)	170	225
Total knee replacement	105 days (24 patients)	178	284
Varicose veins stripping and ligation	* (< 5 patients)	*	171

Ryde Hospital: Elective surgery waiting list

October to December 2018

Patients ready for surgery on waiting list at start of quarter: 297 patients

Patients ready for surgery on waiting list at end of quarter: 260 patients

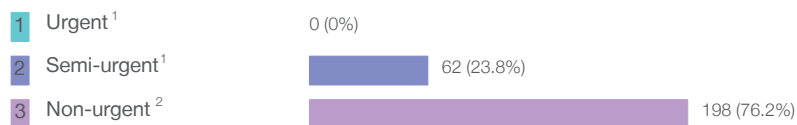
Patients not ready for surgery⁸ on waiting list at end of quarter: 82 patients

	Same period last year	Change since one year ago
Patients ready for surgery on waiting list at start of quarter	320	-7%
Patients ready for surgery on waiting list at end of quarter	252	3%
Patients not ready for surgery ⁸ on waiting list at end of quarter	57	44%

Ryde Hospital: Patients ready for elective surgery

as at 31st December 2018

Patients ready for surgery on waiting list by urgency category: 260 patients



	Same period last year	Change since one year ago
Urgent ¹	0	
Semi-urgent ¹	57	9%
Non-urgent ²	195	2%

Ryde Hospital: Patients ready for elective surgery as at 31st December 2018

Patients ready for elective surgery by specialty of surgeon: 260 patients

	As at 31 Dec 2018	Same time last year	Change since one year ago
All specialties	260	252	3%
Cardiothoracic surgery	0	0	n/a
Ear, nose and throat surgery	6	5	20%
General surgery	100	89	12%
Gynaecology	30	28	7%
Medical	< 5	0	n/a
Neurosurgery	0	0	n/a
Ophthalmology	0	0	n/a
Orthopaedic surgery	118	121	-2%
Plastic surgery	0	0	n/a
Urology	< 5	< 5	*
Vascular surgery	< 5	6	*

Patients ready for elective surgery for common procedures ⁷

	As at 31 Dec 2018	Same time last year	Change since one year ago
Abdominal hysterectomy	< 5	< 5	n/a
Cataract extraction	0	< 5	n/a
Cholecystectomy	25	25	0%
Coronary artery bypass graft	0	< 5	n/a
Cystoscopy	< 5	< 5	*
Haemorrhoidectomy	5	< 5	*
Hysteroscopy	20	21	-5%
Inguinal herniorrhaphy	29	27	7%
Myringoplasty / Tympanoplasty	0	< 5	n/a
Myringotomy	0	< 5	n/a
Other - General	0	< 5	n/a
Prostatectomy	0	< 5	n/a
Septoplasty	< 5	< 5	*
Tonsillectomy	0	< 5	*
Total hip replacement	18	24	-25%
Total knee replacement	36	34	6%
Varicose veins stripping and ligation	< 5	6	*

Ryde Hospital: Patients ready for elective surgery
as at 31st December 2018

Patients ready for elective surgery, on the waiting list for longer than 12 months

As at 31 Dec 2018 Same time last year

	As at 31 Dec 2018	Same time last year
All specialties	0	0

* Suppressed due to small numbers and to protect privacy. Relevant graphs are also suppressed.
 < 5 Less than five patients. For measures by urgency category, counts are included in an adjacent category. Relevant graphs are also suppressed.

1. Excluding staged procedures.
2. Excluding staged procedures and cystoscopy.
3. Including non-urgent cystoscopy.
4. Excludes the total number of days the patient was coded as 'not ready for surgery'.
5. This is the number of days it took for half of patients who received elective surgery during the period to be admitted and receive their surgery. The other half took equal to or longer than the median to be admitted for surgery.
6. This is the number of days it took for 90% of patients who received elective surgery during the period to be admitted and receive their surgery. The final 10% of patients took equal to or longer than the 90th percentile.
7. The procedures included in this list are procedures which are high volume; some may be associated with long waiting periods. For a description of these procedures see *Elective Surgery Glossary of Common Procedures, December 2012*.
8. Includes staged procedures, non-urgent cystoscopy, and patients currently not available for personal reasons.

For more information: For details of methods, see the *Technical Supplement: Emergency department, ambulance, admitted patients and elective surgery, October to December 2018*.

Note: All percentages rounded to whole numbers and therefore percentages may not add to 100%.

Source: Waiting List Collection On-Line System, NSW Health (extracted 21 January 2019.).