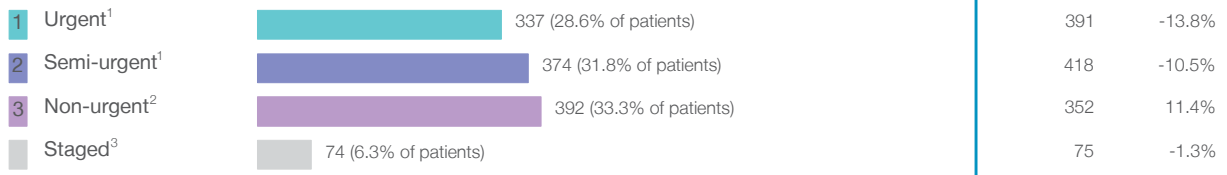


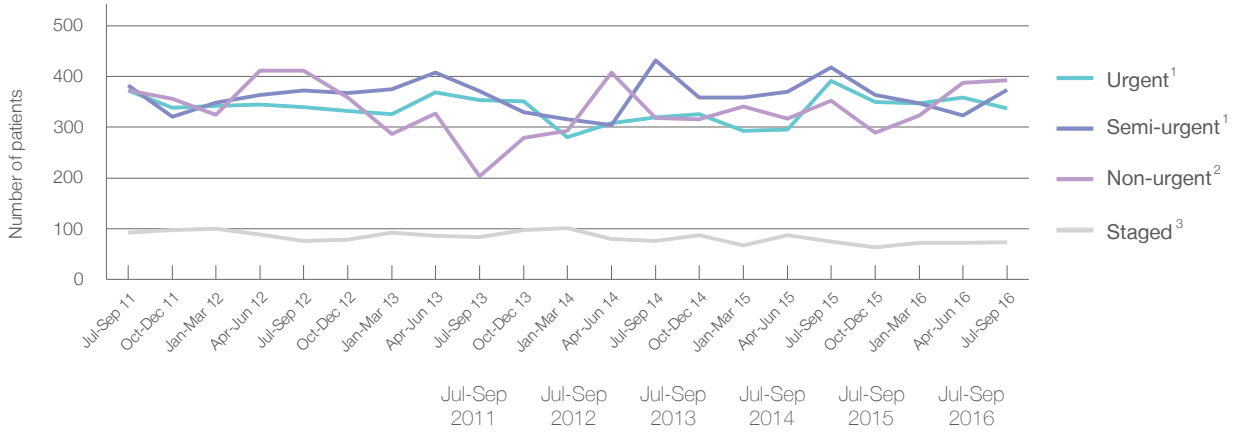
## Lismore Base Hospital: Elective surgery performed

July to September 2016

Patients who received elective surgery by urgency category: 1,177 patients



Patients who received elective surgery by urgency category by quarter, July 2011 to September 2016



Urgency Category	Jul-Sep 2011	Jul-Sep 2012	Jul-Sep 2013	Jul-Sep 2014	Jul-Sep 2015	Jul-Sep 2016
All categories	1,220	1,200	1,012	1,146	1,236	1,177
Urgent <sup>1</sup>	372	340	354	320	391	337
Semi-urgent <sup>1</sup>	383	372	371	432	418	374
Non-urgent <sup>2</sup>	372	412	203	318	352	392
Staged <sup>3</sup>	93	76	84	76	75	74

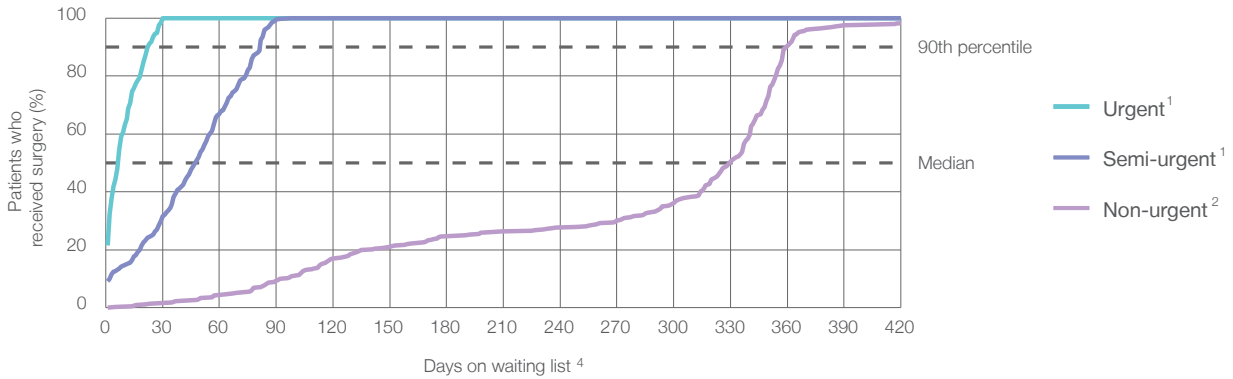
## Lismore Base Hospital: Time waited to receive elective surgery

July to September 2016

Percentage of patients who received surgery within the clinically recommended timeframe

	Recommended:		Same period last year	Peer group (this period)
<b>1</b> Urgent <sup>1</sup>	30 days	100%	100%	99.9%
<b>2</b> Semi-urgent <sup>1</sup>	90 days	99.5%	92.6%	98.9%
<b>3</b> Non-urgent <sup>2</sup>	365 days	94.4%	96.3%	96.6%

Percentage of patients who received elective surgery by waiting time (days)



Waiting time (days) for people who received surgery by urgency category

		Peer group (this period)	This hospital (same period last year)	Peer group (same period last year)
<b>1</b> Urgent: <sup>1</sup> 337 patients				
Median time to receive surgery	7 days	12	8	13
90th percentile time to receive surgery	23 days	26	25	27
<b>2</b> Semi-urgent: <sup>1</sup> 374 patients				
Median time to receive surgery	48 days	48	55	50
90th percentile time to receive surgery	82 days	82	87	84
<b>3</b> Non-urgent: <sup>2</sup> 392 patients				
Median time to receive surgery	330 days	272	286	275
90th percentile time to receive surgery	361 days	356	356	361

## Lismore Base Hospital: Time waited to receive elective surgery

July to September 2016

Median <sup>5</sup> waiting time (days) for patients who received elective surgery by specialty of surgeon		Same period last year	Peer group (this period)
Cardiothoracic surgery	n/a (0 patients)	n/a	*
Ear, nose and throat surgery	35 days (63 patients)	60	263
General surgery	23 days (227 patients)	22	49
Gynaecology	28 days (147 patients)	38	49
Medical	* (< 5 patients)	*	21
Neurosurgery	n/a (0 patients)	n/a	n/a
Ophthalmology	330 days (253 patients)	244	295
Orthopaedic surgery	75 days (213 patients)	45	224
Plastic surgery	n/a (0 patients)	n/a	69
Urology	31 days (209 patients)	18	46
Vascular surgery	8 days (64 patients)	17	20

Median <sup>5</sup> waiting time (days) for patients who received elective surgery by common procedures <sup>7</sup>		Same period last year	Peer group (this period)
Abdominal hysterectomy	66 days (31 patients)	57	76
Cataract extraction	337 days (206 patients)	245	299
Cholecystectomy	47 days (27 patients)	50	60
Coronary artery bypass graft	n/a (0 patients)	n/a	n/a
Cystoscopy	33 days (106 patients)	18	39
Haemorrhoidectomy	57 days (10 patients)	*	54
Hysteroscopy	20 days (21 patients)	29	34
Inguinal herniorrhaphy	52 days (22 patients)	57	93
Myringoplasty / Tympanoplasty	* (< 5 patients)	n/a	308
Myringotomy	* (7 patients)	*	36
Other - General	* (7 patients)	6	34
Prostatectomy	61 days (25 patients)	51	62
Septoplasty	* (6 patients)	*	318
Tonsillectomy	45 days (18 patients)	107	286
Total hip replacement	259 days (37 patients)	122	276
Total knee replacement	304 days (49 patients)	321	304
Varicose veins stripping and ligation	172 days (15 patients)	97	175

### Lismore Base Hospital: Elective surgery waiting list

July to September 2016

Patients ready for surgery on waiting list at start of quarter: 1,521 patients

Patients ready for surgery on waiting list at end of quarter: 1,593 patients

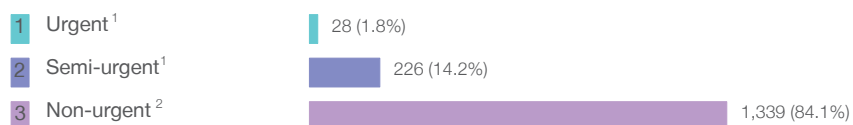
Patients not ready for surgery<sup>8</sup> on waiting list at end of quarter: 310 patients

	Same period last year	Change since one year ago
Patients ready for surgery on waiting list at start of quarter	1,384	9.9%
Patients ready for surgery on waiting list at end of quarter	1,391	14.5%
Patients not ready for surgery <sup>8</sup> on waiting list at end of quarter	289	7.3%

### Lismore Base Hospital: Patients ready for elective surgery

as at 30th September 2016

Patients ready for surgery on waiting list by urgency category: 1,593 patients



	Same period last year	Change since one year ago
Urgent <sup>1</sup>	42	-33.3%
Semi-urgent <sup>1</sup>	230	-1.7%
Non-urgent <sup>2</sup>	1,119	19.7%

## Lismore Base Hospital: Patients ready for elective surgery as at 30th September 2016

Patients ready for elective surgery by specialty of surgeon: 1,593 patients

	As at 30 Sep 2016	Same time last year	Change since one year ago
All specialties	1,593	1,391	14.5%
Cardiothoracic surgery	0	0	n/a
Ear, nose and throat surgery	70	61	14.8%
General surgery	109	140	-22.1%
Gynaecology	57	56	1.8%
Medical	0	< 5	*
Neurosurgery	0	0	n/a
Ophthalmology	823	610	34.9%
Orthopaedic surgery	417	414	0.7%
Plastic surgery	0	0	n/a
Urology	82	85	-3.5%
Vascular surgery	35	24	45.8%

Patients ready for elective surgery for common procedures <sup>7</sup>

	As at 30 Sep 2016	Same time last year	Change since one year ago
Abdominal hysterectomy	20	13	53.8%
Cataract extraction	734	531	38.2%
Cholecystectomy	15	15	0.0%
Coronary artery bypass graft	0	< 5	n/a
Cystoscopy	30	26	15.4%
Haemorrhoidectomy	6	8	-25.0%
Hysteroscopy	5	< 5	*
Inguinal herniorrhaphy	8	15	-46.7%
Myringoplasty / Tympanoplasty	< 5	6	*
Myringotomy	< 5	< 5	*
Other - General	< 5	< 5	*
Prostatectomy	29	25	16.0%
Septoplasty	9	6	50.0%
Tonsillectomy	38	25	52.0%
Total hip replacement	82	89	-7.9%
Total knee replacement	238	183	30.1%
Varicose veins stripping and ligation	28	16	75.0%

**Lismore Base Hospital: Patients ready for elective surgery**  
as at 30th September 2016

Patients ready for elective surgery, on the waiting list for longer than 12 months

As at 30 Sep 2016      Same time last year

	As at 30 Sep 2016	Same time last year
All specialties	9	15

\* Suppressed due to small numbers and to protect privacy. Relevant graphs are also suppressed.

< 5 Less than five patients. For measures by urgency category, counts are included in an adjacent category. Relevant graphs are also suppressed.

1. Excluding staged procedures.
2. Excluding staged procedures and cystoscopy.
3. Including non-urgent cystoscopy.
4. Excludes the total number of days the patient was coded as 'not ready for surgery'.
5. This is the number of days it took for half of patients who received elective surgery during the period to be admitted and receive their surgery. The other half took equal to or longer than the median to be admitted for surgery.
6. This is the number of days it took for 90% of patients who received elective surgery during the period to be admitted and receive their surgery. The final 10% of patients took equal to or longer than the 90th percentile.
7. The procedures included in this list are procedures which are high volume; some may be associated with long waiting periods. For a description of these procedures see *Elective Surgery Glossary of Common Procedures, December 2012*.
8. Includes staged procedures, non-urgent cystoscopy, and patients currently not available for personal reasons.

For more information: For details of methods, see the *Technical Supplement: Elective surgery measures, July to September 2016*.

**Note:** All percentages rounded to whole numbers and therefore percentages may not add to 100%.

**Source:** Waiting List Collection On-Line System, NSW Health (extracted 17 October 2016.).