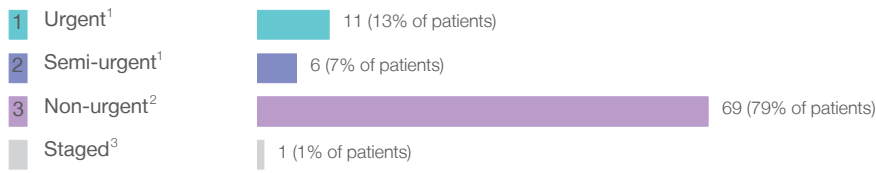


Lachlan Health Service - Forbes: Elective surgery performed

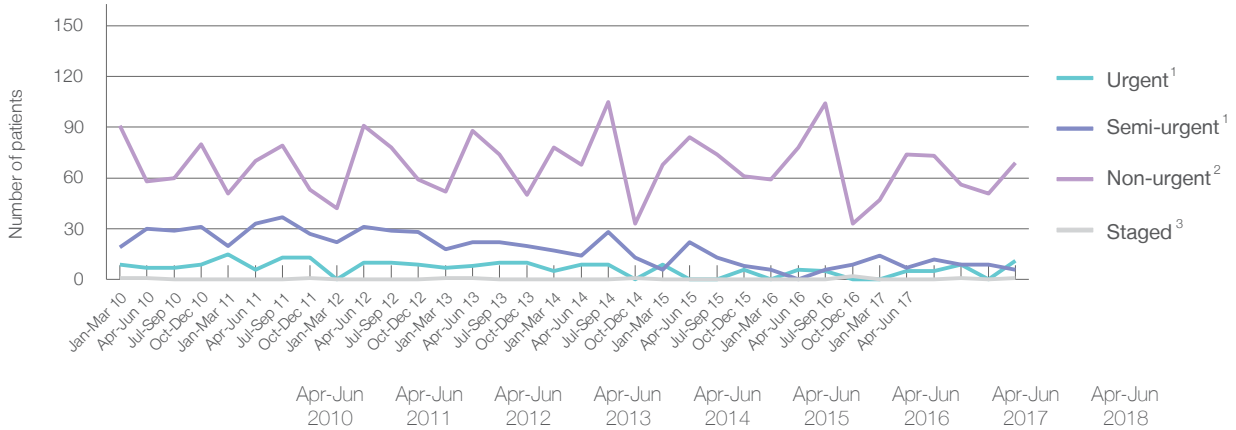
April to June 2018

Patients who received elective surgery by urgency category: 87 patients



Urgency Category	Same period last year	Change since one year ago
1 Urgent ¹	5	120%
2 Semi-urgent ¹	7	-14%
3 Non-urgent ²	74	-7%
Staged ³	0	

Patients who received elective surgery by urgency category by quarter, April 2013 to June 2018



Urgency Category	Apr-Jun 2010	Apr-Jun 2011	Apr-Jun 2012	Apr-Jun 2013	Apr-Jun 2014	Apr-Jun 2015	Apr-Jun 2016	Apr-Jun 2017	Apr-Jun 2018
All categories	96	109	132	119	91	106	84	86	87
Urgent ¹	7	6	10	8	9	< 5	6	5	11
Semi-urgent ¹	30	33	31	22	14	22	< 5	7	6
Non-urgent ²	58	70	91	88	68	84	78	74	69
Staged ³	1	0	0	1	0	0	0	0	1

Lachlan Health Service - Forbes: Time waited to receive elective surgery

April to June 2018

Percentage of patients who received surgery within the clinically recommended timeframe

Urgency Category	Recommended Timeframe	Same period last year	Peer group (this period)
1 Urgent ¹	Recommended: 30 days	*	99.6%
2 Semi-urgent ¹	Recommended: 90 days	*	99.2%
3 Non-urgent ²	Recommended: 365 days	100%	99.9%

Percentage of patients who received elective surgery by waiting time (days)



Waiting time (days) for people who received surgery by urgency category

Urgency Category	Number of Patients	Median time to receive surgery	90th percentile time to receive surgery	Peer group (this period)	This hospital (same period last year)	Peer group (same period last year)
1 Urgent:	11 patients	16 days	*	13	*	13
2 Semi-urgent:	16 patients	*	*	37	*	39
				73	*	77
3 Non-urgent:	69 patients	194 days	*	141	166	174
				316	*	327

Lachlan Health Service - Forbes: Time waited to receive elective surgery

April to June 2018

Median ⁵ waiting time (days) for patients who received elective surgery by specialty of surgeon		Same period last year	Peer group (this period)
Cardiothoracic surgery	n/a (0 patients)	n/a	n/a
Ear, nose and throat surgery	305 days (16 patients)	240	185
General surgery	29 days (14 patients)	40	33
Gynaecology	* (7 patients)	*	42
Medical	* (< 5 patients)	*	33
Neurosurgery	n/a (0 patients)	n/a	n/a
Ophthalmology	189 days (49 patients)	165	140
Orthopaedic surgery	n/a (0 patients)	n/a	81
Plastic surgery	n/a (0 patients)	n/a	n/a
Urology	n/a (0 patients)	n/a	31
Vascular surgery	n/a (0 patients)	n/a	193

Median ⁵ waiting time (days) for patients who received elective surgery by common procedures ⁷		Same period last year	Peer group (this period)
Abdominal hysterectomy	* (< 5 patients)	*	49
Cataract extraction	189 days (49 patients)	165	155
Cholecystectomy	n/a (0 patients)	n/a	34
Coronary artery bypass graft	n/a (0 patients)	n/a	n/a
Cystoscopy	* (< 5 patients)	n/a	25
Haemorrhoidectomy	n/a (0 patients)	n/a	59
Hysteroscopy	* (< 5 patients)	*	28
Inguinal herniorrhaphy	* (< 5 patients)	*	50
Myringoplasty / Tympanoplasty	n/a (0 patients)	n/a	*
Myringotomy	n/a (0 patients)	n/a	*
Other - General	n/a (0 patients)	n/a	28
Prostatectomy	n/a (0 patients)	n/a	86
Septoplasty	* (6 patients)	*	293
Tonsillectomy	* (8 patients)	*	301
Total hip replacement	n/a (0 patients)	n/a	n/a
Total knee replacement	n/a (0 patients)	n/a	n/a
Varicose veins stripping and ligation	n/a (0 patients)	n/a	196

Lachlan Health Service - Forbes: Elective surgery waiting list

April to June 2018

Patients ready for surgery on waiting list at start of quarter: 117 patients

Patients ready for surgery on waiting list at end of quarter: 107 patients


Patients not ready for surgery⁸ on waiting list at end of quarter: 5 patients

	Same period last year	Change since one year ago
Patients ready for surgery on waiting list at start of quarter	116	1%
Patients ready for surgery on waiting list at end of quarter	124	-14%
Patients not ready for surgery ⁸ on waiting list at end of quarter	12	-58%

Lachlan Health Service - Forbes: Patients ready for elective surgery

as at 30th June 2018

Patients ready for surgery on waiting list by urgency category: 107 patients



	Same period last year	Change since one year ago
Urgent ¹	0	
Semi-urgent ¹	8	-13%
Non-urgent ²	116	-14%

Lachlan Health Service - Forbes: Patients ready for elective surgery

as at 30th June 2018

Patients ready for elective surgery by specialty of surgeon: 107 patients

	As at 30 Jun 2018	Same time last year	Change since one year ago
All specialties	107	124	-14%
Cardiothoracic surgery	0	0	n/a
Ear, nose and throat surgery	46	53	-13%
General surgery	12	8	50%
Gynaecology	< 5	< 5	*
Medical	0	< 5	*
Neurosurgery	0	0	n/a
Ophthalmology	48	58	-17%
Orthopaedic surgery	0	0	n/a
Plastic surgery	0	0	n/a
Urology	0	0	n/a
Vascular surgery	0	0	n/a

Patients ready for elective surgery for common procedures ⁷

	As at 30 Jun 2018	Same time last year	Change since one year ago
Abdominal hysterectomy	0	< 5	*
Cataract extraction	48	58	-17%
Cholecystectomy	0	< 5	n/a
Coronary artery bypass graft	0	< 5	n/a
Cystoscopy	0	< 5	n/a
Haemorrhoidectomy	0	< 5	*
Hysteroscopy	0	< 5	n/a
Inguinal herniorrhaphy	< 5	< 5	*
Myringoplasty / Tympanoplasty	< 5	< 5	n/a
Myringotomy	0	< 5	n/a
Other - General	0	< 5	n/a
Prostatectomy	0	< 5	n/a
Septoplasty	12	9	33%
Tonsillectomy	24	34	-29%
Total hip replacement	0	< 5	n/a
Total knee replacement	0	< 5	n/a
Varicose veins stripping and ligation	0	< 5	n/a

Lachlan Health Service - Forbes: Patients ready for elective surgery

as at 30th June 2018

Patients ready for elective surgery, on the waiting list for longer than 12 months

As at 30 Jun 2018

Same time last year

	As at 30 Jun 2018	Same time last year
All specialties	0	0

* Suppressed due to small numbers and to protect privacy. Relevant graphs are also suppressed.

< 5 Less than five patients. For measures by urgency category, counts are included in an adjacent category. Relevant graphs are also suppressed.

1. Excluding staged procedures.
2. Excluding staged procedures and cystoscopy.
3. Including non-urgent cystoscopy.
4. Excludes the total number of days the patient was coded as 'not ready for surgery'.
5. This is the number of days it took for half of patients who received elective surgery during the period to be admitted and receive their surgery. The other half took equal to or longer than the median to be admitted for surgery.
6. This is the number of days it took for 90% of patients who received elective surgery during the period to be admitted and receive their surgery. The final 10% of patients took equal to or longer than the 90th percentile.
7. The procedures included in this list are procedures which are high volume; some may be associated with long waiting periods. For a description of these procedures see *Elective Surgery Glossary of Common Procedures, December 2012*.
8. Includes staged procedures, non-urgent cystoscopy, and patients currently not available for personal reasons.

For more information: For details of methods, see the *Technical Supplement: Elective surgery measures, January to March 2018*.

Note: All percentages rounded to whole numbers and therefore percentages may not add to 100%.

Source: Waiting List Collection On-Line System, NSW Health (extracted 16 July 2018.).