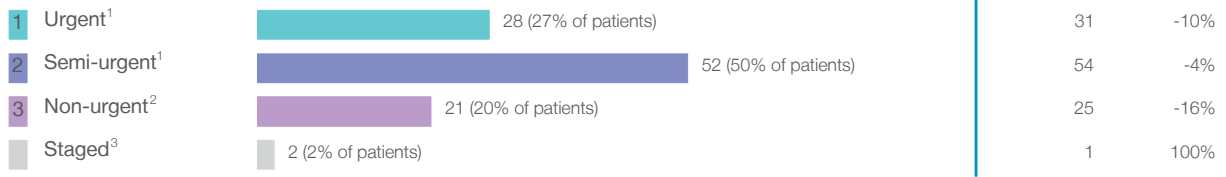


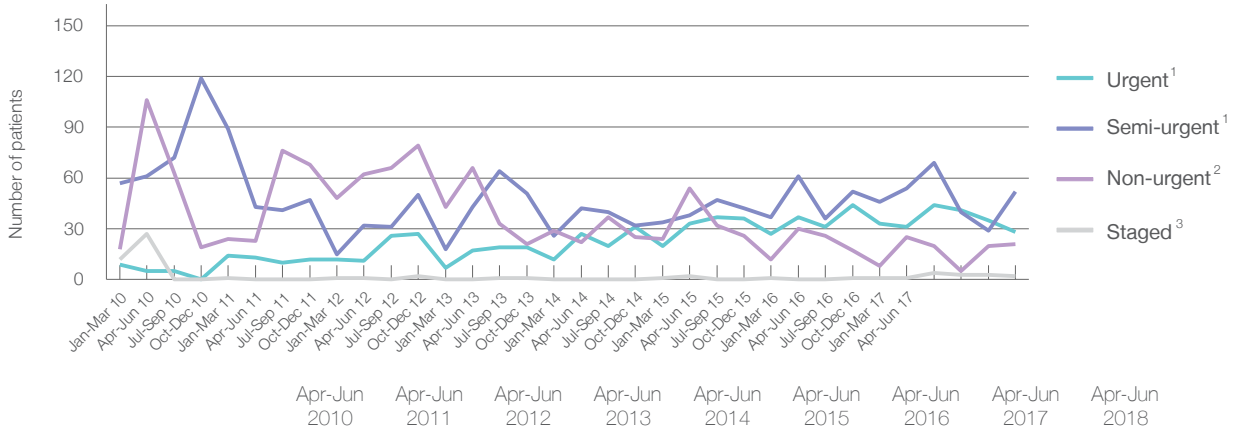
## Muswellbrook Hospital: Elective surgery performed

April to June 2018

Patients who received elective surgery by urgency category: 103 patients



Patients who received elective surgery by urgency category by quarter, April 2013 to June 2018



All categories	199	79	106	126	91	127	128	111	103
Urgent <sup>1</sup>	5	13	11	17	27	33	37	31	28
Semi-urgent <sup>1</sup>	61	43	32	43	42	38	61	54	52
Non-urgent <sup>2</sup>	106	23	62	66	22	54	30	25	21
Staged <sup>3</sup>	27	0	1	0	0	2	0	1	2

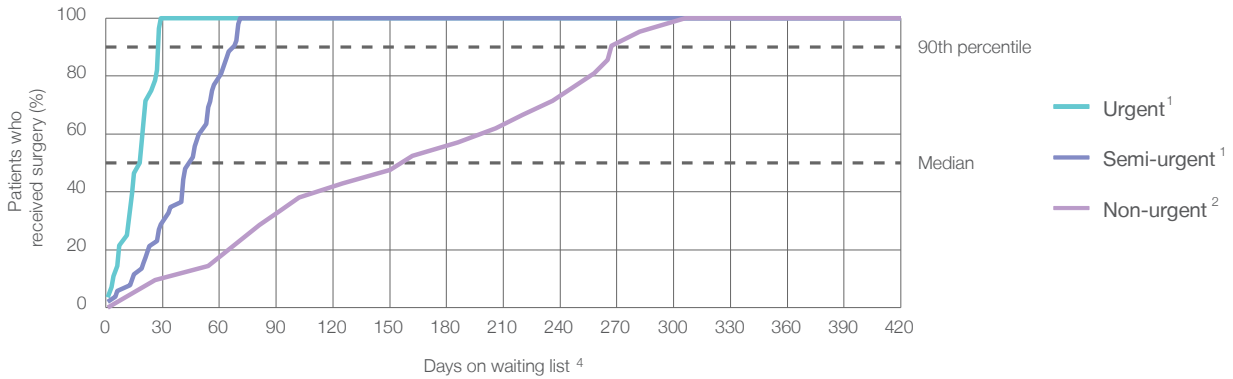
## Muswellbrook Hospital: Time waited to receive elective surgery

April to June 2018

### Percentage of patients who received surgery within the clinically recommended timeframe

Urgency Category	Recommended Timeframe	Percentage	Same period last year	Peer group (this period)
1 Urgent <sup>1</sup>	Recommended: 30 days	100%	100%	99.6%
2 Semi-urgent <sup>1</sup>	Recommended: 90 days	100%	100%	99.2%
3 Non-urgent <sup>2</sup>	Recommended: 365 days	100%	100%	99.9%

### Percentage of patients who received elective surgery by waiting time (days)







### Waiting time (days) for people who received surgery by urgency category

Urgency Category	Number of Patients	Median time to receive surgery	90th percentile time to receive surgery	Peer group (this period)	This hospital (same period last year)	Peer group (same period last year)
1 Urgent <sup>1</sup>	28 patients	19 days	*	13	7	13
2 Semi-urgent <sup>1</sup>	52 patients	46 days	*	37	49	39
3 Non-urgent <sup>2</sup>	21 patients	162 days	*	141	53	174

## Muswellbrook Hospital: Time waited to receive elective surgery

April to June 2018

Median <sup>5</sup> waiting time (days) for patients who received elective surgery by specialty of surgeon		Same period last year	Peer group (this period)
Cardiothoracic surgery	n/a (0 patients)	n/a	n/a
Ear, nose and throat surgery	n/a (0 patients)	n/a	185
General surgery	 29 days (75 patients)	21	33
Gynaecology	 81 days (11 patients)	*	42
Medical	n/a (0 patients)	n/a	33
Neurosurgery	n/a (0 patients)	n/a	n/a
Ophthalmology	 41 days (17 patients)	27	140
Orthopaedic surgery	n/a (0 patients)	n/a	81
Plastic surgery	n/a (0 patients)	n/a	n/a
Urology	n/a (0 patients)	n/a	31
Vascular surgery	n/a (0 patients)	n/a	193

Median <sup>5</sup> waiting time (days) for patients who received elective surgery by common procedures <sup>7</sup>		Same period last year	Peer group (this period)
Abdominal hysterectomy	n/a (0 patients)	*	49
Cataract extraction	 41 days (17 patients)	27	155
Cholecystectomy	* (< 5 patients)	*	34
Coronary artery bypass graft	n/a (0 patients)	n/a	n/a
Cystoscopy	n/a (0 patients)	n/a	25
Haemorrhoidectomy	n/a (0 patients)	n/a	59
Hysteroscopy	* (< 5 patients)	*	28
Inguinal herniorrhaphy	* (6 patients)	*	50
Myringoplasty / Tympanoplasty	n/a (0 patients)	n/a	*
Myringotomy	n/a (0 patients)	n/a	*
Other - General	n/a (0 patients)	n/a	28
Prostatectomy	n/a (0 patients)	n/a	86
Septoplasty	n/a (0 patients)	n/a	293
Tonsillectomy	n/a (0 patients)	n/a	301
Total hip replacement	n/a (0 patients)	n/a	n/a
Total knee replacement	n/a (0 patients)	n/a	n/a
Varicose veins stripping and ligation	* (< 5 patients)	n/a	196

### Muswellbrook Hospital: Elective surgery waiting list

April to June 2018

Patients ready for surgery on waiting list at start of quarter: 72 patients

Patients ready for surgery on waiting list at end of quarter: 69 patients

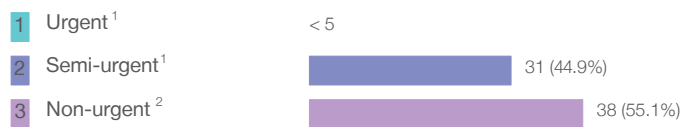
Patients not ready for surgery<sup>8</sup> on waiting list at end of quarter: 7 patients

	Same period last year	Change since one year ago
Patients ready for surgery on waiting list at start of quarter	65	11%
Patients ready for surgery on waiting list at end of quarter	52	33%
Patients not ready for surgery <sup>8</sup> on waiting list at end of quarter	13	-46%

### Muswellbrook Hospital: Patients ready for elective surgery

as at 30th June 2018

Patients ready for surgery on waiting list by urgency category: 69 patients



	Same period last year	Change since one year ago
Urgent <sup>1</sup>	5	*
Semi-urgent <sup>1</sup>	31	-10%
Non-urgent <sup>2</sup>	16	138%

## Muswellbrook Hospital: Patients ready for elective surgery as at 30th June 2018

Patients ready for elective surgery by specialty of surgeon: 69 patients

	As at 30 Jun 2018	Same time last year	Change since one year ago
All specialties	69	52	33%
Cardiothoracic surgery	0	0	n/a
Ear, nose and throat surgery	0	0	n/a
General surgery	40	30	33%
Gynaecology	11	15	-27%
Medical	0	0	n/a
Neurosurgery	0	0	n/a
Ophthalmology	18	7	157%
Orthopaedic surgery	0	0	n/a
Plastic surgery	0	0	n/a
Urology	0	0	n/a
Vascular surgery	0	0	n/a

Patients ready for elective surgery for common procedures <sup>7</sup>

	As at 30 Jun 2018	Same time last year	Change since one year ago
Abdominal hysterectomy	0	< 5	*
Cataract extraction	17	7	143%
Cholecystectomy	0	< 5	*
Coronary artery bypass graft	0	< 5	n/a
Cystoscopy	0	< 5	n/a
Haemorrhoidectomy	< 5	< 5	n/a
Hysteroscopy	7	< 5	*
Inguinal herniorrhaphy	7	< 5	n/a
Myringoplasty / Tympanoplasty	0	< 5	n/a
Myringotomy	0	< 5	n/a
Other - General	0	< 5	n/a
Prostatectomy	0	< 5	n/a
Septoplasty	0	< 5	n/a
Tonsillectomy	0	< 5	n/a
Total hip replacement	0	< 5	n/a
Total knee replacement	0	< 5	n/a
Varicose veins stripping and ligation	0	< 5	*

**Muswellbrook Hospital: Patients ready for elective surgery**  
as at 30th June 2018

Patients ready for elective surgery, on the waiting list for longer than 12 months

	As at 30 Jun 2018	Same time last year
All specialties	0	0

\* Suppressed due to small numbers and to protect privacy. Relevant graphs are also suppressed.

< 5 Less than five patients. For measures by urgency category, counts are included in an adjacent category. Relevant graphs are also suppressed.

1. Excluding staged procedures.
2. Excluding staged procedures and cystoscopy.
3. Including non-urgent cystoscopy.
4. Excludes the total number of days the patient was coded as 'not ready for surgery'.
5. This is the number of days it took for half of patients who received elective surgery during the period to be admitted and receive their surgery. The other half took equal to or longer than the median to be admitted for surgery.
6. This is the number of days it took for 90% of patients who received elective surgery during the period to be admitted and receive their surgery. The final 10% of patients took equal to or longer than the 90th percentile.
7. The procedures included in this list are procedures which are high volume; some may be associated with long waiting periods. For a description of these procedures see *Elective Surgery Glossary of Common Procedures, December 2012*.
8. Includes staged procedures, non-urgent cystoscopy, and patients currently not available for personal reasons.

For more information: For details of methods, see the *Technical Supplement: Elective surgery measures, January to March 2018*.

**Note:** All percentages rounded to whole numbers and therefore percentages may not add to 100%.

**Source:** Waiting List Collection On-Line System, NSW Health (extracted 16 July 2018.).