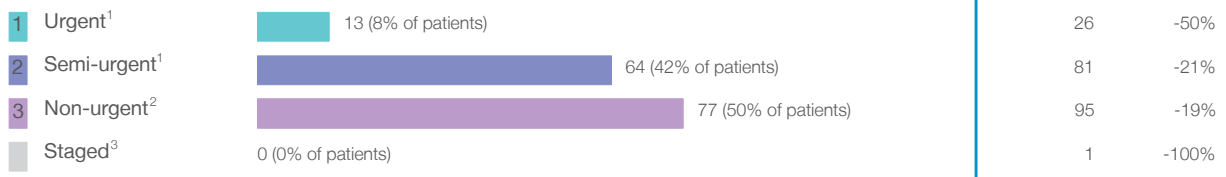
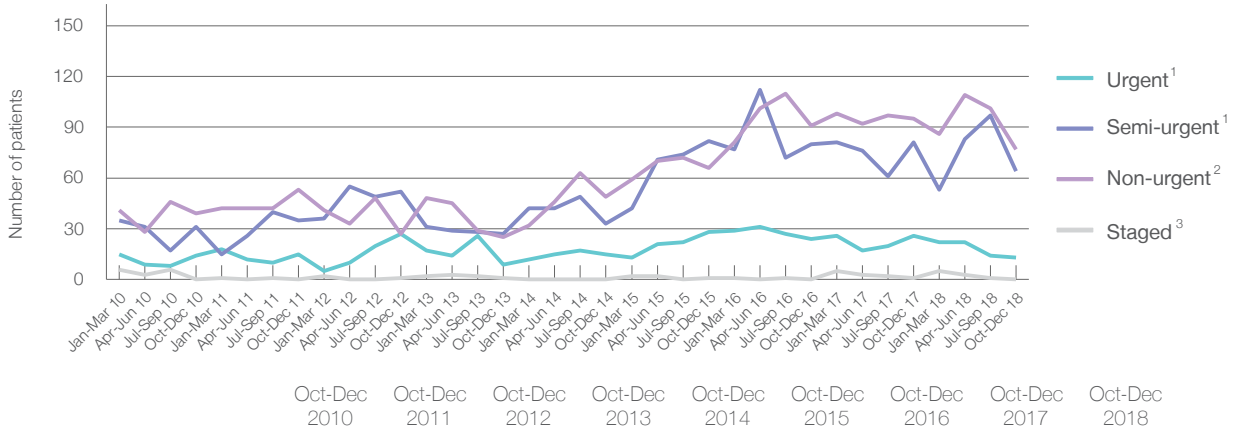


Blue Mountains District Anzac Memorial Hospital: Elective surgery performed October to December 2018

Patients who received elective surgery by urgency category: 154 patients



Patients who received elective surgery by urgency category by quarter, January 2010 to December 2018



| | Oct-Dec 2010 | Oct-Dec 2011 | Oct-Dec 2012 | Oct-Dec 2013 | Oct-Dec 2014 | Oct-Dec 2015 | Oct-Dec 2016 | Oct-Dec 2017 | Oct-Dec 2018 |
|--------------------------|--------------|--------------|--------------|--------------|--------------|--------------|--------------|--------------|--------------|
| All categories | 84 | 103 | 107 | 62 | 97 | 177 | 195 | 203 | 154 |
| Urgent ¹ | 14 | 15 | 27 | 9 | 15 | 28 | 24 | 26 | 13 |
| Semi-urgent ¹ | 31 | 35 | 52 | 27 | 33 | 82 | 80 | 81 | 64 |
| Non-urgent ² | 39 | 53 | 27 | 25 | 49 | 66 | 91 | 95 | 77 |
| Staged ³ | 0 | 0 | 1 | 1 | 0 | 1 | 0 | 1 | 0 |

Blue Mountains District Anzac Memorial Hospital: Time waited to receive elective surgery October to December 2018

Percentage of patients who received surgery within the clinically recommended timeframe

| | Recommended: | | Same period last year | Peer group (this period) |
|----------------------------|--------------|------|-----------------------|--------------------------|
| 1 Urgent ¹ | 30 days | 100% | 100% | 100% |
| 2 Semi-urgent ¹ | 90 days | 100% | 100% | 99.7% |
| 3 Non-urgent ² | 365 days | 100% | 100% | 99.2% |



Percentage of patients who received elective surgery by waiting time (days)







Waiting time (days) for people who received surgery by urgency category

| | | Peer group (this period) | This hospital (same period last year) | Peer group (same period last year) |
|---|---|--------------------------|---------------------------------------|------------------------------------|
| 1 Urgent: ¹ 13 patients | Median time to receive surgery | 8 days | 13 | 14 |
| | 90th percentile time to receive surgery | * | 26 | * |
| | | | | 9 |
| 2 Semi-urgent: ¹ 64 patients | Median time to receive surgery | 41 days | 41 | 42 |
| | 90th percentile time to receive surgery | * | 77 | * |
| | | | | 39 |
| 3 Non-urgent: ² 77 patients | Median time to receive surgery | 68 days | 136 | 78 |
| | 90th percentile time to receive surgery | * | 316 | * |
| | | | | 147 |

Blue Mountains District Anzac Memorial Hospital: Time waited to receive elective surgery October to December 2018

| Median ⁵ waiting time (days) for patients who received elective surgery by specialty of surgeon | | Same period last year | Peer group (this period) |
|--|---|-----------------------|--------------------------|
| Cardiothoracic surgery | n/a (0 patients) | n/a | n/a |
| Ear, nose and throat surgery | n/a (0 patients) | n/a | 202 |
| General surgery |  51 days (78 patients) | 34 | 36 |
| Gynaecology |  44 days (66 patients) | 72 | 37 |
| Medical | * (< 5 patients) | * | 26 |
| Neurosurgery | n/a (0 patients) | n/a | n/a |
| Ophthalmology | n/a (0 patients) | n/a | 136 |
| Orthopaedic surgery | n/a (0 patients) | n/a | 107 |
| Plastic surgery | n/a (0 patients) | n/a | n/a |
| Urology | n/a (0 patients) | n/a | 33 |
| Vascular surgery | * (9 patients) | * | 237 |

| Median ⁵ waiting time (days) for patients who received elective surgery by common procedures ⁷ | | Same period last year | Peer group (this period) |
|--|---|-----------------------|--------------------------|
| Abdominal hysterectomy |  80 days (11 patients) | 111 | 69 |
| Cataract extraction | n/a (0 patients) | n/a | 161 |
| Cholecystectomy |  51 days (22 patients) | 35 | 49 |
| Coronary artery bypass graft | n/a (0 patients) | n/a | n/a |
| Cystoscopy | n/a (0 patients) | n/a | 31 |
| Haemorrhoidectomy | n/a (0 patients) | * | 45 |
| Hysteroscopy |  32 days (21 patients) | 42 | 33 |
| Inguinal herniorrhaphy |  63 days (18 patients) | 42 | 66 |
| Myringoplasty / Tympanoplasty | n/a (0 patients) | n/a | * |
| Myringotomy | n/a (0 patients) | n/a | * |
| Other - General | * (6 patients) | * | 25 |
| Prostatectomy | n/a (0 patients) | n/a | 79 |
| Septoplasty | n/a (0 patients) | n/a | 282 |
| Tonsillectomy | n/a (0 patients) | n/a | 260 |
| Total hip replacement | n/a (0 patients) | n/a | n/a |
| Total knee replacement | n/a (0 patients) | n/a | n/a |
| Varicose veins stripping and ligation | * (9 patients) | * | 234 |

Blue Mountains District Anzac Memorial Hospital: Elective surgery waiting list

October to December 2018

| | Same period last year | Change since one year ago |
|--|-----------------------|---------------------------|
| Patients ready for surgery on waiting list at start of quarter: 127 patients | 162 | -22% |
| Patients ready for surgery on waiting list at end of quarter: 136 patients | 134 | 1% |
| Patients not ready for surgery ⁸ on waiting list at end of quarter: 20 patients | 27 | -26% |

Blue Mountains District Anzac Memorial Hospital: Patients ready for elective surgery

as at 31st December 2018

Patients ready for surgery on waiting list by urgency category: 136 patients

| | Same period last year | Change since one year ago |
|---------------------------------------|-----------------------|---------------------------|
| 1 Urgent ¹ 0 (0%) | 0 | |
| 2 Semi-urgent ¹ 38 (27.9%) | 25 | 52% |
| 3 Non-urgent ² 98 (72.1%) | 109 | -10% |

Blue Mountains District Anzac Memorial Hospital: Patients ready for elective surgery as at 31st December 2018

Patients ready for elective surgery by specialty of surgeon: 136 patients

| | As at 31 Dec 2018 | Same time last year | Change since one year ago |
|------------------------------|-------------------|---------------------|---------------------------|
| All specialties | 136 | 134 | 1% |
| Cardiothoracic surgery | 0 | 0 | n/a |
| Ear, nose and throat surgery | 0 | 0 | n/a |
| General surgery | 80 | 49 | 63% |
| Gynaecology | 45 | 65 | -31% |
| Medical | 0 | < 5 | * |
| Neurosurgery | 0 | 0 | n/a |
| Ophthalmology | 0 | 0 | n/a |
| Orthopaedic surgery | 0 | 0 | n/a |
| Plastic surgery | 0 | 0 | n/a |
| Urology | 0 | 0 | n/a |
| Vascular surgery | 11 | 19 | -42% |

Patients ready for elective surgery for common procedures ⁷

| | As at 31 Dec 2018 | Same time last year | Change since one year ago |
|---------------------------------------|-------------------|---------------------|---------------------------|
| Abdominal hysterectomy | 9 | 20 | -55% |
| Cataract extraction | 0 | < 5 | n/a |
| Cholecystectomy | 27 | 16 | 69% |
| Coronary artery bypass graft | 0 | < 5 | n/a |
| Cystoscopy | 0 | < 5 | * |
| Haemorrhoidectomy | < 5 | < 5 | * |
| Hysteroscopy | 11 | 10 | 10% |
| Inguinal herniorrhaphy | 20 | 14 | 43% |
| Myringoplasty / Tympanoplasty | 0 | < 5 | n/a |
| Myringotomy | 0 | < 5 | n/a |
| Other - General | < 5 | < 5 | * |
| Prostatectomy | 0 | < 5 | n/a |
| Septoplasty | 0 | < 5 | n/a |
| Tonsillectomy | 0 | < 5 | n/a |
| Total hip replacement | 0 | < 5 | n/a |
| Total knee replacement | 0 | < 5 | n/a |
| Varicose veins stripping and ligation | 11 | 19 | -42% |

Blue Mountains District Anzac Memorial Hospital: Patients ready for elective surgery as at 31st December 2018

Patients ready for elective surgery, on the waiting list for longer than 12 months

| | As at 31 Dec 2018 | Same time last year |
|-----------------|-------------------|---------------------|
| All specialties | 0 | 0 |

* Suppressed due to small numbers and to protect privacy. Relevant graphs are also suppressed.

< 5 Less than five patients. For measures by urgency category, counts are included in an adjacent category. Relevant graphs are also suppressed.

1. Excluding staged procedures.
2. Excluding staged procedures and cystoscopy.
3. Including non-urgent cystoscopy.
4. Excludes the total number of days the patient was coded as 'not ready for surgery'.
5. This is the number of days it took for half of patients who received elective surgery during the period to be admitted and receive their surgery. The other half took equal to or longer than the median to be admitted for surgery.
6. This is the number of days it took for 90% of patients who received elective surgery during the period to be admitted and receive their surgery. The final 10% of patients took equal to or longer than the 90th percentile.
7. The procedures included in this list are procedures which are high volume; some may be associated with long waiting periods. For a description of these procedures see *Elective Surgery Glossary of Common Procedures, December 2012*.
8. Includes staged procedures, non-urgent cystoscopy, and patients currently not available for personal reasons.

For more information: For details of methods, see the *Technical Supplement: Emergency department, ambulance, admitted patients and elective surgery, October to December 2018*.

Note: All percentages rounded to whole numbers and therefore percentages may not add to 100%.

Source: Waiting List Collection On-Line System, NSW Health (extracted 21 January 2019.).