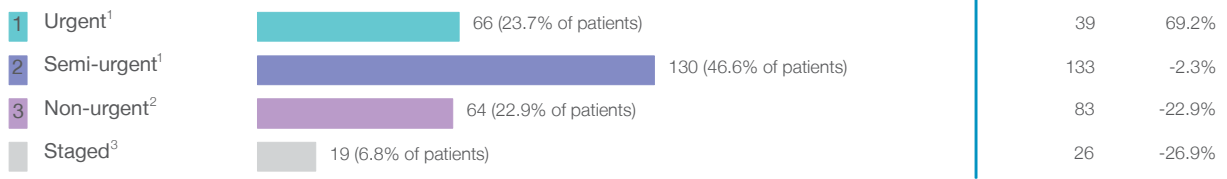


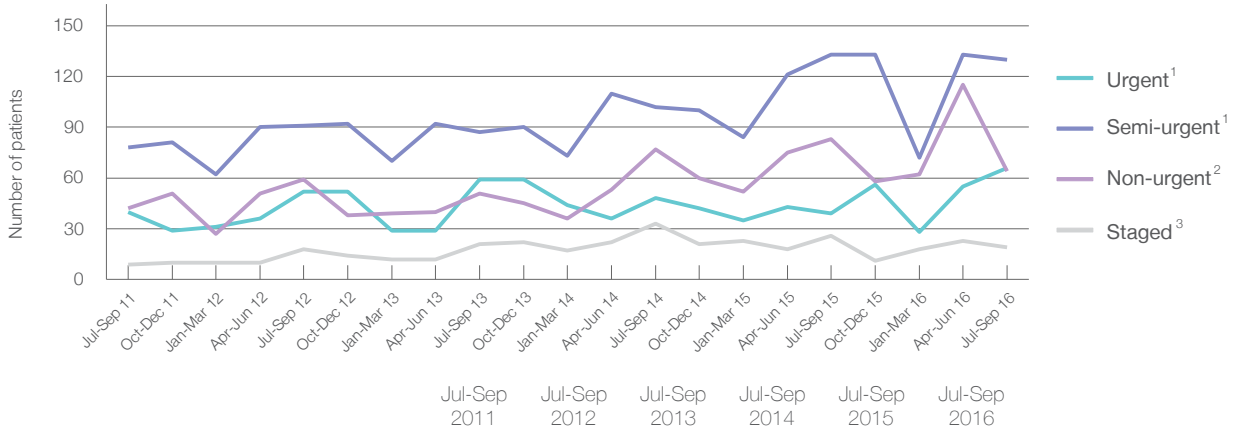
Ballina District Hospital: Elective surgery performed

July to September 2016

Patients who received elective surgery by urgency category: 279 patients



Patients who received elective surgery by urgency category by quarter, July 2011 to September 2016



	Jul-Sep 2011	Jul-Sep 2012	Jul-Sep 2013	Jul-Sep 2014	Jul-Sep 2015	Jul-Sep 2016
All categories	169	220	218	260	281	279
Urgent ¹	40	52	59	48	39	66
Semi-urgent ¹	78	91	87	102	133	130
Non-urgent ²	42	59	51	77	83	64
Staged ³	9	18	21	33	26	19

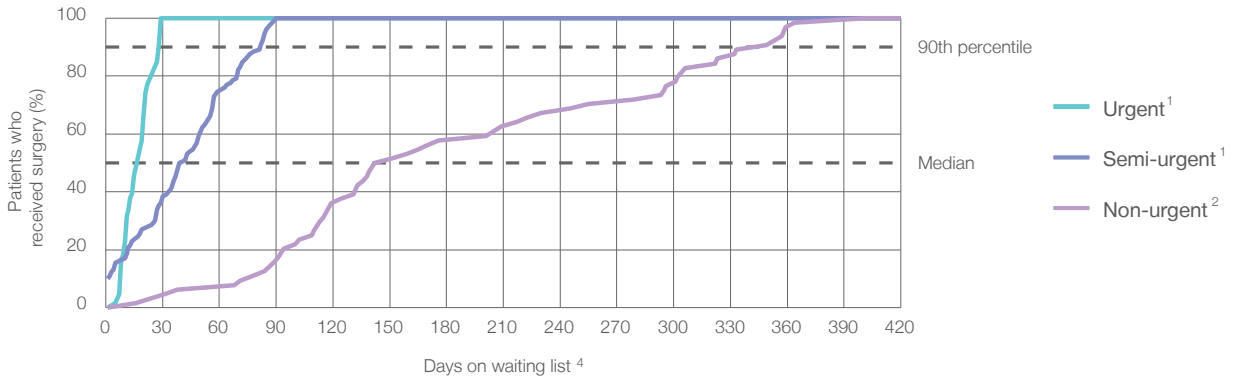
Ballina District Hospital: Time waited to receive elective surgery

July to September 2016

Percentage of patients who received surgery within the clinically recommended timeframe

Urgency Category	Recommended Timeframe	Percentage	Same period last year	Peer group (this period)
1 Urgent ¹	Recommended: 30 days	100%	100%	99.6%
2 Semi-urgent ¹	Recommended: 90 days	100%	100%	99.2%
3 Non-urgent ²	Recommended: 365 days	98.4%	100%	99.4%

Percentage of patients who received elective surgery by waiting time (days)



Waiting time (days) for people who received surgery by urgency category

Urgency Category	Number of Patients	Median time to receive surgery	90th percentile time to receive surgery	Peer group (this period)	This hospital (same period last year)	Peer group (same period last year)
1 Urgent ¹	66 patients	18 days	*	11	13	11
2 Semi-urgent ¹	130 patients	41 days	82 days	35	37	35
3 Non-urgent ²	64 patients	147 days	*	159	162	185

Ballina District Hospital: Time waited to receive elective surgery

July to September 2016

Median ⁵ waiting time (days) for patients who received elective surgery by specialty of surgeon		Same period last year	Peer group (this period)
Cardiothoracic surgery	n/a (0 patients)	n/a	n/a
Ear, nose and throat surgery	18 days (25 patients)	87	112
General surgery	37 days (154 patients)	43	35
Gynaecology	30 days (34 patients)	34	31
Medical	n/a (0 patients)	n/a	14
Neurosurgery	n/a (0 patients)	n/a	n/a
Ophthalmology	n/a (0 patients)	n/a	175
Orthopaedic surgery	n/a (0 patients)	n/a	76
Plastic surgery	n/a (0 patients)	n/a	n/a
Urology	20 days (37 patients)	37	35
Vascular surgery	201 days (29 patients)	118	141

Median ⁵ waiting time (days) for patients who received elective surgery by common procedures ⁷		Same period last year	Peer group (this period)
Abdominal hysterectomy	n/a (0 patients)	n/a	50
Cataract extraction	n/a (0 patients)	n/a	191
Cholecystectomy	* (< 5 patients)	*	43
Coronary artery bypass graft	n/a (0 patients)	n/a	n/a
Cystoscopy	20 days (32 patients)	27	25
Haemorrhoidectomy	* (< 5 patients)	*	49
Hysteroscopy	31 days (10 patients)	*	25
Inguinal herniorrhaphy	* (9 patients)	39	56
Myringoplasty / Tympanoplasty	* (< 5 patients)	*	*
Myringotomy	n/a (0 patients)	n/a	*
Other - General	n/a (0 patients)	*	24
Prostatectomy	n/a (0 patients)	n/a	65
Septoplasty	* (< 5 patients)	*	255
Tonsillectomy	* (< 5 patients)	*	159
Total hip replacement	n/a (0 patients)	n/a	n/a
Total knee replacement	n/a (0 patients)	n/a	n/a
Varicose veins stripping and ligation	201 days (29 patients)	118	142

Ballina District Hospital: Elective surgery waiting list

July to September 2016

Patients ready for surgery on waiting list at start of quarter: 291 patients

Patients ready for surgery on waiting list at end of quarter: 354 patients

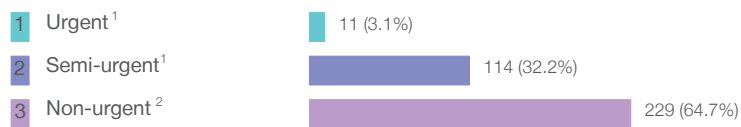
Patients not ready for surgery⁸ on waiting list at end of quarter: 114 patients

	Same period last year	Change since one year ago
Patients ready for surgery on waiting list at start of quarter	267	9.0%
Patients ready for surgery on waiting list at end of quarter	272	30.1%
Patients not ready for surgery ⁸ on waiting list at end of quarter	72	58.3%

Ballina District Hospital: Patients ready for elective surgery

as at 30th September 2016

Patients ready for surgery on waiting list by urgency category: 354 patients



	Same period last year	Change since one year ago
Urgent ¹	10	10.0%
Semi-urgent ¹	85	34.1%
Non-urgent ²	177	29.4%

Ballina District Hospital: Patients ready for elective surgery
as at 30th September 2016

Patients ready for elective surgery by specialty of surgeon: 354 patients

	As at 30 Sep 2016	Same time last year	Change since one year ago
All specialties	354	272	30.1%
Cardiothoracic surgery	0	0	n/a
Ear, nose and throat surgery	37	25	48.0%
General surgery	193	158	22.2%
Gynaecology	24	14	71.4%
Medical	0	0	n/a
Neurosurgery	0	0	n/a
Ophthalmology	0	0	n/a
Orthopaedic surgery	0	0	n/a
Plastic surgery	0	0	n/a
Urology	38	16	137.5%
Vascular surgery	62	59	5.1%

Patients ready for elective surgery for common procedures⁷

	As at 30 Sep 2016	Same time last year	Change since one year ago
Abdominal hysterectomy	0	< 5	n/a
Cataract extraction	0	< 5	n/a
Cholecystectomy	< 5	< 5	n/a
Coronary artery bypass graft	0	< 5	n/a
Cystoscopy	13	< 5	*
Haemorrhoidectomy	6	< 5	*
Hysteroscopy	6	< 5	*
Inguinal herniorrhaphy	31	25	24.0%
Myringoplasty / Tympanoplasty	0	< 5	*
Myringotomy	< 5	< 5	n/a
Other - General	0	< 5	n/a
Prostatectomy	0	< 5	n/a
Septoplasty	9	6	50.0%
Tonsillectomy	18	9	100.0%
Total hip replacement	0	< 5	n/a
Total knee replacement	0	< 5	n/a
Varicose veins stripping and ligation	62	59	5.1%

Ballina District Hospital: Patients ready for elective surgery
as at 30th September 2016

Patients ready for elective surgery, on the waiting list for longer than 12 months

	As at 30 Sep 2016	Same time last year
All specialties	0	0

* Suppressed due to small numbers and to protect privacy. Relevant graphs are also suppressed.

< 5 Less than five patients. For measures by urgency category, counts are included in an adjacent category. Relevant graphs are also suppressed.

1. Excluding staged procedures.
2. Excluding staged procedures and cystoscopy.
3. Including non-urgent cystoscopy.
4. Excludes the total number of days the patient was coded as 'not ready for surgery'.
5. This is the number of days it took for half of patients who received elective surgery during the period to be admitted and receive their surgery. The other half took equal to or longer than the median to be admitted for surgery.
6. This is the number of days it took for 90% of patients who received elective surgery during the period to be admitted and receive their surgery. The final 10% of patients took equal to or longer than the 90th percentile.
7. The procedures included in this list are procedures which are high volume; some may be associated with long waiting periods. For a description of these procedures see *Elective Surgery Glossary of Common Procedures, December 2012*.
8. Includes staged procedures, non-urgent cystoscopy, and patients currently not available for personal reasons.

For more information: For details of methods, see the *Technical Supplement: Elective surgery measures, July to September 2016*.

Note: All percentages rounded to whole numbers and therefore percentages may not add to 100%.

Source: Waiting List Collection On-Line System, NSW Health (extracted 17 October 2016.).