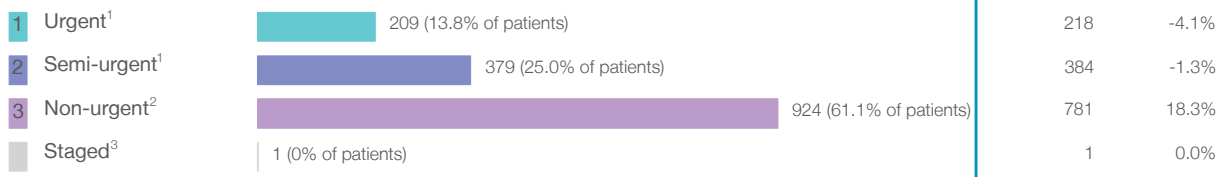


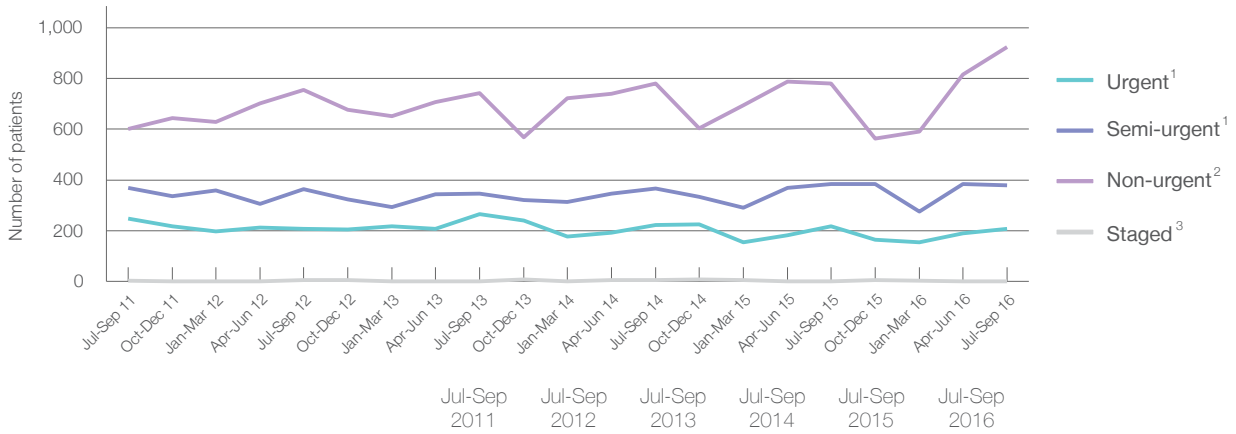
Sydney/Sydney Eye Hospital: Elective surgery performed

July to September 2016

Patients who received elective surgery by urgency category: 1,513 patients



Patients who received elective surgery by urgency category by quarter, July 2011 to September 2016



Urgency Category	Jul-Sep 2011	Jul-Sep 2012	Jul-Sep 2013	Jul-Sep 2014	Jul-Sep 2015	Jul-Sep 2016
All categories	1,219	1,332	1,355	1,374	1,384	1,513
Urgent ¹	248	208	267	223	218	209
Semi-urgent ¹	368	365	346	367	384	379
Non-urgent ²	600	754	742	779	781	924
Staged ³	3	5	0	5	1	1

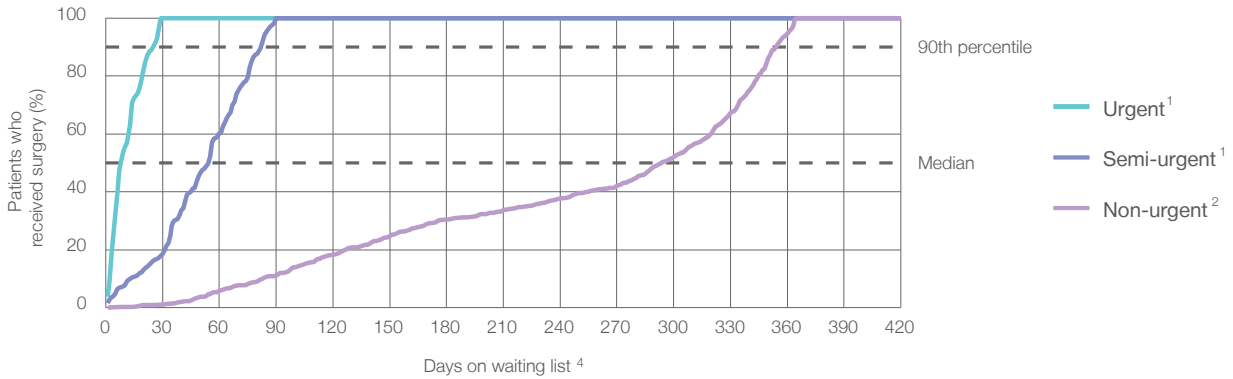
Sydney/Sydney Eye Hospital: Time waited to receive elective surgery

July to September 2016

Percentage of patients who received surgery within the clinically recommended timeframe

	Recommended:		Same period last year	Peer group (this period)
1 Urgent ¹	30 days	100%	100%	100%
2 Semi-urgent ¹	90 days	100%	100%	100%
3 Non-urgent ²	365 days	100%	100%	100%

Percentage of patients who received elective surgery by waiting time (days)









Waiting time (days) for people who received surgery by urgency category

		Peer group (this period)	This hospital (same period last year)	Peer group (same period last year)
1 Urgent: ¹ 209 patients	Median time to receive surgery	8 days	10	13
	90th percentile time to receive surgery	26 days	25	27
2 Semi-urgent: ¹ 379 patients	Median time to receive surgery	55 days	48	48
	90th percentile time to receive surgery	83 days	81	77
3 Non-urgent: ² 924 patients	Median time to receive surgery	294 days	276	221
	90th percentile time to receive surgery	354 days	352	348

Sydney/Sydney Eye Hospital: Time waited to receive elective surgery

July to September 2016

Median ⁵ waiting time (days) for patients who received elective surgery by specialty of surgeon		Same period last year	Peer group (this period)
Cardiothoracic surgery	n/a (0 patients)	n/a	*
Ear, nose and throat surgery	 327 days (53 patients)	265	327
General surgery	n/a (0 patients)	n/a	26
Gynaecology	n/a (0 patients)	n/a	25
Medical	n/a (0 patients)	n/a	*
Neurosurgery	n/a (0 patients)	n/a	n/a
Ophthalmology	 134 days (1,256 patients)	85	134
Orthopaedic surgery	 62 days (204 patients)	49	62
Plastic surgery	n/a (0 patients)	n/a	*
Urology	n/a (0 patients)	n/a	n/a
Vascular surgery	n/a (0 patients)	n/a	n/a

Median ⁵ waiting time (days) for patients who received elective surgery by common procedures ⁷		Same period last year	Peer group (this period)
Abdominal hysterectomy	n/a (0 patients)	n/a	18
Cataract extraction	 278 days (737 patients)	165	278
Cholecystectomy	n/a (0 patients)	n/a	77
Coronary artery bypass graft	n/a (0 patients)	n/a	n/a
Cystoscopy	n/a (0 patients)	n/a	*
Haemorrhoidectomy	n/a (0 patients)	n/a	*
Hysteroscopy	n/a (0 patients)	n/a	41
Inguinal herniorrhaphy	n/a (0 patients)	n/a	86
Myringoplasty / Tympanoplasty	* (< 5 patients)	*	*
Myringotomy	n/a (0 patients)	n/a	n/a
Other - General	n/a (0 patients)	n/a	22
Prostatectomy	n/a (0 patients)	n/a	n/a
Septoplasty	 347 days (26 patients)	329	346
Tonsillectomy	 302 days (11 patients)	*	302
Total hip replacement	n/a (0 patients)	n/a	n/a
Total knee replacement	n/a (0 patients)	n/a	n/a
Varicose veins stripping and ligation	n/a (0 patients)	n/a	n/a

Sydney/Sydney Eye Hospital: Elective surgery waiting list

July to September 2016

Patients ready for surgery on waiting list at start of quarter: 2,574 patients

Patients ready for surgery on waiting list at end of quarter: 2,535 patients

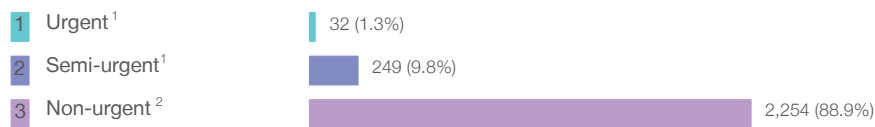
Patients not ready for surgery⁸ on waiting list at end of quarter: 244 patients

	Same period last year	Change since one year ago
Patients ready for surgery on waiting list at start of quarter	2,205	16.7%
Patients ready for surgery on waiting list at end of quarter	2,193	15.6%
Patients not ready for surgery ⁸ on waiting list at end of quarter	218	11.9%

Sydney/Sydney Eye Hospital: Patients ready for elective surgery

as at 30th September 2016

Patients ready for surgery on waiting list by urgency category: 2,535 patients



	Same period last year	Change since one year ago
Urgent ¹	26	23.1%
Semi-urgent ¹	218	14.2%
Non-urgent ²	1,949	15.6%

Sydney/Sydney Eye Hospital: Patients ready for elective surgery as at 30th September 2016

Patients ready for elective surgery by specialty of surgeon: 2,535 patients

	As at 30 Sep 2016	Same time last year	Change since one year ago
All specialties	2,535	2,193	15.6%
Cardiothoracic surgery	0	0	n/a
Ear, nose and throat surgery	45	26	73.1%
General surgery	0	0	n/a
Gynaecology	0	0	n/a
Medical	0	0	n/a
Neurosurgery	0	0	n/a
Ophthalmology	2,223	1,923	15.6%
Orthopaedic surgery	267	244	9.4%
Plastic surgery	0	0	n/a
Urology	0	0	n/a
Vascular surgery	0	0	n/a

Patients ready for elective surgery for common procedures⁷

	As at 30 Sep 2016	Same time last year	Change since one year ago
Abdominal hysterectomy	0	< 5	n/a
Cataract extraction	1,573	1,394	12.8%
Cholecystectomy	0	< 5	n/a
Coronary artery bypass graft	0	< 5	n/a
Cystoscopy	0	< 5	n/a
Haemorrhoidectomy	0	< 5	n/a
Hysteroscopy	0	< 5	n/a
Inguinal herniorrhaphy	0	< 5	n/a
Myringoplasty / Tympanoplasty	< 5	< 5	*
Myringotomy	0	< 5	n/a
Other - General	0	< 5	n/a
Prostatectomy	0	< 5	n/a
Septoplasty	17	7	142.9%
Tonsillectomy	9	5	80.0%
Total hip replacement	0	< 5	n/a
Total knee replacement	0	< 5	n/a
Varicose veins stripping and ligation	0	< 5	n/a

Sydney/Sydney Eye Hospital: Patients ready for elective surgery as at 30th September 2016

Patients ready for elective surgery, on the waiting list for longer than 12 months

	As at 30 Sep 2016	Same time last year
All specialties	0	0

- * Suppressed due to small numbers and to protect privacy. Relevant graphs are also suppressed.
- < 5 Less than five patients. For measures by urgency category, counts are included in an adjacent category. Relevant graphs are also suppressed.
1. Excluding staged procedures.
 2. Excluding staged procedures and cystoscopy.
 3. Including non-urgent cystoscopy.
 4. Excludes the total number of days the patient was coded as 'not ready for surgery'.
 5. This is the number of days it took for half of patients who received elective surgery during the period to be admitted and receive their surgery. The other half took equal to or longer than the median to be admitted for surgery.
 6. This is the number of days it took for 90% of patients who received elective surgery during the period to be admitted and receive their surgery. The final 10% of patients took equal to or longer than the 90th percentile.
 7. The procedures included in this list are procedures which are high volume; some may be associated with long waiting periods. For a description of these procedures see *Elective Surgery Glossary of Common Procedures, December 2012*.
 8. Includes staged procedures, non-urgent cystoscopy, and patients currently not available for personal reasons.
- For more information: For details of methods, see the *Technical Supplement: Elective surgery measures, July to September 2016*.
- Note:** All percentages rounded to whole numbers and therefore percentages may not add to 100%.
- Source:** Waiting List Collection On-Line System, NSW Health (extracted 17 October 2016.).