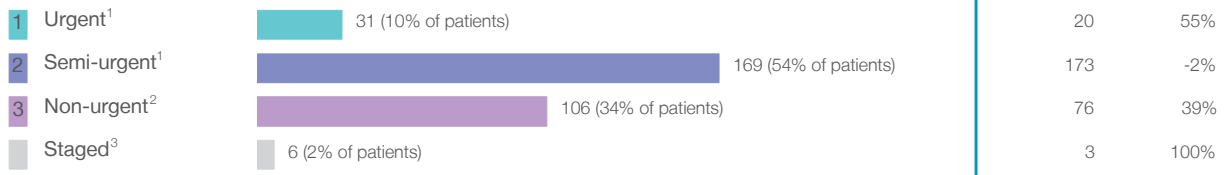


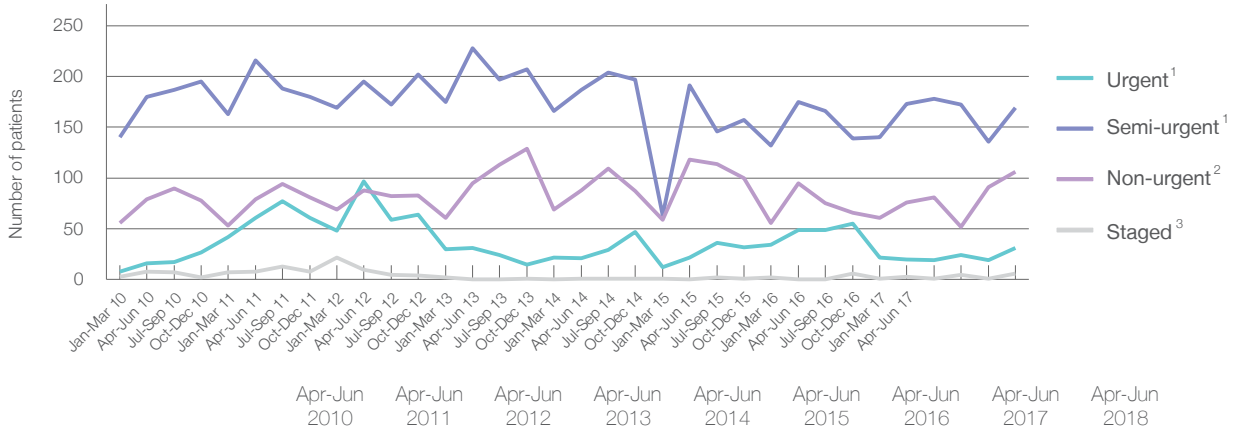
## Cessnock Hospital: Elective surgery performed

April to June 2018

Patients who received elective surgery by urgency category: 312 patients



Patients who received elective surgery by urgency category by quarter, April 2013 to June 2018



Urgency Category	Apr-Jun 2010	Apr-Jun 2011	Apr-Jun 2012	Apr-Jun 2013	Apr-Jun 2014	Apr-Jun 2015	Apr-Jun 2016	Apr-Jun 2017	Apr-Jun 2018
All categories	283	364	390	354	297	331	319	272	312
Urgent <sup>1</sup>	16	61	97	31	21	22	49	20	31
Semi-urgent <sup>1</sup>	180	216	195	228	187	191	175	173	169
Non-urgent <sup>2</sup>	79	79	88	95	88	118	95	76	106
Staged <sup>3</sup>	8	8	10	0	1	0	0	3	6



## Cessnock Hospital: Time waited to receive elective surgery

April to June 2018

Median <sup>5</sup> waiting time (days) for patients who received elective surgery by specialty of surgeon		Same period last year	Peer group (this period)
Cardiothoracic surgery	n/a (0 patients)	n/a	n/a
Ear, nose and throat surgery	n/a (0 patients)	n/a	185
General surgery	25 days (169 patients)	33	33
Gynaecology	34 days (13 patients)	14	42
Medical	n/a (0 patients)	*	33
Neurosurgery	n/a (0 patients)	n/a	n/a
Ophthalmology	n/a (0 patients)	n/a	140
Orthopaedic surgery	29 days (40 patients)	54	81
Plastic surgery	n/a (0 patients)	n/a	n/a
Urology	17 days (90 patients)	21	31
Vascular surgery	n/a (0 patients)	n/a	193

Median <sup>5</sup> waiting time (days) for patients who received elective surgery by common procedures <sup>7</sup>		Same period last year	Peer group (this period)
Abdominal hysterectomy	n/a (0 patients)	n/a	49
Cataract extraction	n/a (0 patients)	n/a	155
Cholecystectomy	* (< 5 patients)	*	34
Coronary artery bypass graft	n/a (0 patients)	n/a	n/a
Cystoscopy	14 days (43 patients)	20	25
Haemorrhoidectomy	n/a (0 patients)	*	59
Hysteroscopy	* (6 patients)	14	28
Inguinal herniorrhaphy	58 days (10 patients)	*	50
Myringoplasty / Tympanoplasty	n/a (0 patients)	n/a	*
Myringotomy	n/a (0 patients)	n/a	*
Other - General	* (9 patients)	*	28
Prostatectomy	* (< 5 patients)	*	86
Septoplasty	n/a (0 patients)	n/a	293
Tonsillectomy	n/a (0 patients)	n/a	301
Total hip replacement	n/a (0 patients)	n/a	n/a
Total knee replacement	n/a (0 patients)	n/a	n/a
Varicose veins stripping and ligation	* (< 5 patients)	*	196

### Cessnock Hospital: Elective surgery waiting list

April to June 2018

Patients ready for surgery on waiting list at start of quarter: 155 patients

Patients ready for surgery on waiting list at end of quarter: 170 patients

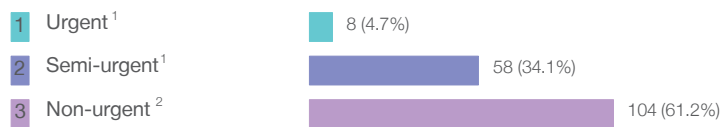
Patients not ready for surgery<sup>8</sup> on waiting list at end of quarter: 20 patients

	Same period last year	Change since one year ago
Patients ready for surgery on waiting list at start of quarter	119	30%
Patients ready for surgery on waiting list at end of quarter	124	37%
Patients not ready for surgery <sup>8</sup> on waiting list at end of quarter	12	67%

### Cessnock Hospital: Patients ready for elective surgery

as at 30th June 2018

Patients ready for surgery on waiting list by urgency category: 170 patients



	Same period last year	Change since one year ago
Urgent <sup>1</sup>	0	
Semi-urgent <sup>1</sup>	62	-6%
Non-urgent <sup>2</sup>	62	68%

**Cessnock Hospital: Patients ready for elective surgery**  
as at 30th June 2018

Patients ready for elective surgery by specialty of surgeon: 170 patients

	As at 30 Jun 2018	Same time last year	Change since one year ago
All specialties	170	124	37%
Cardiothoracic surgery	0	0	n/a
Ear, nose and throat surgery	0	0	n/a
General surgery	110	71	55%
Gynaecology	6	5	20%
Medical	0	< 5	*
Neurosurgery	0	0	n/a
Ophthalmology	0	0	n/a
Orthopaedic surgery	22	17	29%
Plastic surgery	0	0	n/a
Urology	32	30	7%
Vascular surgery	0	0	n/a

Patients ready for elective surgery for common procedures <sup>7</sup>

	As at 30 Jun 2018	Same time last year	Change since one year ago
Abdominal hysterectomy	< 5	< 5	n/a
Cataract extraction	0	< 5	n/a
Cholecystectomy	14	6	133%
Coronary artery bypass graft	0	< 5	n/a
Cystoscopy	13	14	-7%
Haemorrhoidectomy	< 5	< 5	*
Hysteroscopy	< 5	< 5	n/a
Inguinal herniorrhaphy	9	8	13%
Myringoplasty / Tympanoplasty	0	< 5	n/a
Myringotomy	0	< 5	n/a
Other - General	5	< 5	*
Prostatectomy	0	< 5	*
Septoplasty	0	< 5	n/a
Tonsillectomy	0	< 5	n/a
Total hip replacement	0	< 5	n/a
Total knee replacement	0	< 5	n/a
Varicose veins stripping and ligation	0	< 5	n/a

**Cessnock Hospital: Patients ready for elective surgery**  
as at 30th June 2018

Patients ready for elective surgery, on the waiting list for longer than 12 months

As at 30 Jun 2018      Same time last year

	As at 30 Jun 2018	Same time last year
All specialties	0	0

\* Suppressed due to small numbers and to protect privacy. Relevant graphs are also suppressed.  
 < 5 Less than five patients. For measures by urgency category, counts are included in an adjacent category. Relevant graphs are also suppressed.

1. Excluding staged procedures.
2. Excluding staged procedures and cystoscopy.
3. Including non-urgent cystoscopy.
4. Excludes the total number of days the patient was coded as 'not ready for surgery'.
5. This is the number of days it took for half of patients who received elective surgery during the period to be admitted and receive their surgery. The other half took equal to or longer than the median to be admitted for surgery.
6. This is the number of days it took for 90% of patients who received elective surgery during the period to be admitted and receive their surgery. The final 10% of patients took equal to or longer than the 90th percentile.
7. The procedures included in this list are procedures which are high volume; some may be associated with long waiting periods. For a description of these procedures see *Elective Surgery Glossary of Common Procedures, December 2012*.
8. Includes staged procedures, non-urgent cystoscopy, and patients currently not available for personal reasons.

For more information: For details of methods, see the *Technical Supplement: Elective surgery measures, January to March 2018*.

**Note:** All percentages rounded to whole numbers and therefore percentages may not add to 100%.

**Source:** Waiting List Collection On-Line System, NSW Health (extracted 16 July 2018.).