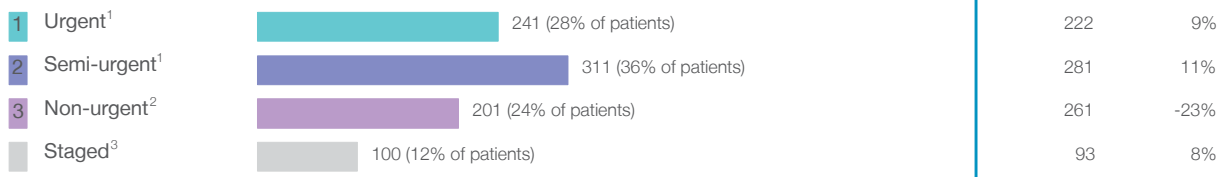


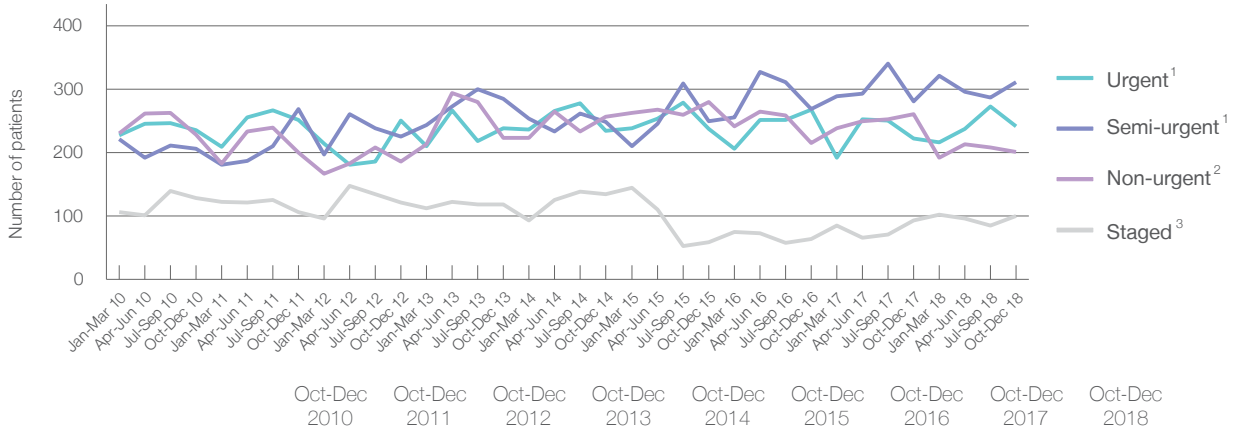
## The Tweed Hospital: Elective surgery performed

October to December 2018

Patients who received elective surgery by urgency category: 853 patients



Patients who received elective surgery by urgency category by quarter, January 2010 to December 2018



All categories	797	826	782	864	874	825	816	857	853
Urgent <sup>1</sup>	235	251	250	238	234	237	268	222	241
Semi-urgent <sup>1</sup>	206	269	225	285	248	249	269	281	311
Non-urgent <sup>2</sup>	228	200	186	223	257	280	215	261	201
Staged <sup>3</sup>	128	106	121	118	135	59	64	93	100

## The Tweed Hospital: Time waited to receive elective surgery

October to December 2018

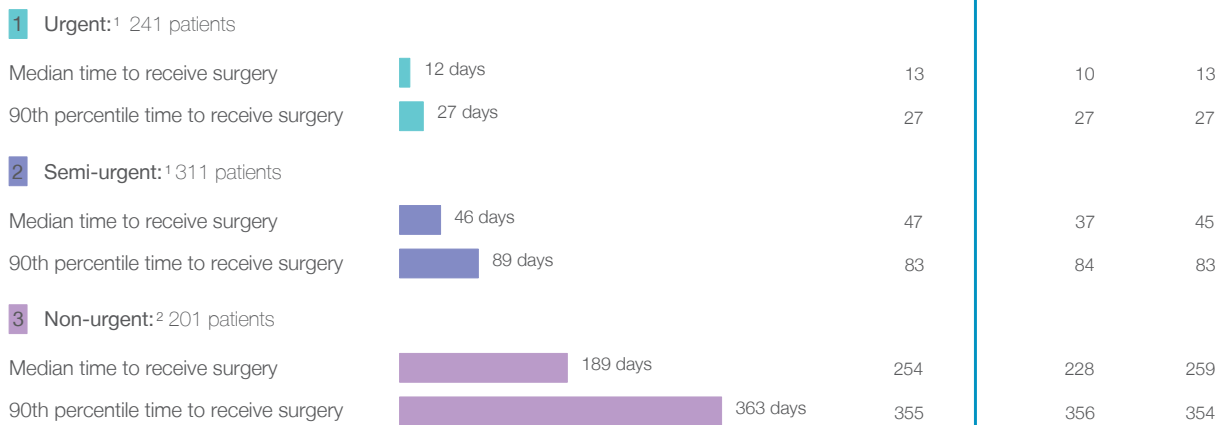
### Percentage of patients who received surgery within the clinically recommended timeframe



### Percentage of patients who received elective surgery by waiting time (days)



### Waiting time (days) for people who received surgery by urgency category



## The Tweed Hospital: Time waited to receive elective surgery

October to December 2018

### Median<sup>5</sup> waiting time (days) for patients who received elective surgery by specialty of surgeon

Specialty	Median <sup>5</sup> waiting time (days) for patients who received elective surgery	Same period last year	Peer group (this period)
Cardiothoracic surgery	* (< 5 patients)	*	13
Ear, nose and throat surgery	68 days (99 patients)	71	268
General surgery	28 days (202 patients)	16	44
Gynaecology	26 days (99 patients)	71	44
Medical	60 days (35 patients)	41	21
Neurosurgery	n/a (0 patients)	n/a	n/a
Ophthalmology	* (< 5 patients)	n/a	233
Orthopaedic surgery	69 days (195 patients)	69	168
Plastic surgery	n/a (0 patients)	n/a	67
Urology	14 days (208 patients)	15	35
Vascular surgery	* (9 patients)	*	19

### Median<sup>5</sup> waiting time (days) for patients who received elective surgery by common procedures <sup>7</sup>

Procedure	Median <sup>5</sup> waiting time (days) for patients who received elective surgery	Same period last year	Peer group (this period)
Abdominal hysterectomy	84 days (21 patients)	198	72
Cataract extraction	n/a (0 patients)	n/a	239
Cholecystectomy	57 days (14 patients)	64	57
Coronary artery bypass graft	n/a (0 patients)	n/a	n/a
Cystoscopy	14 days (88 patients)	15	28
Haemorrhoidectomy	86 days (13 patients)	*	67
Hysteroscopy	21 days (28 patients)	48	35
Inguinal herniorrhaphy	117 days (27 patients)	89	91
Myringoplasty / Tympanoplasty	* (< 5 patients)	*	302
Myringotomy	n/a (0 patients)	n/a	78
Other - General	25 days (25 patients)	15	28
Prostatectomy	13 days (31 patients)	16	61
Septoplasty	* (7 patients)	92	333
Tonsillectomy	75 days (22 patients)	66	310
Total hip replacement	73 days (31 patients)	59	251
Total knee replacement	73 days (52 patients)	191	276
Varicose veins stripping and ligation	n/a (0 patients)	n/a	141

### The Tweed Hospital: Elective surgery waiting list

October to December 2018

Patients ready for surgery on waiting list at start of quarter: 983 patients

Patients ready for surgery on waiting list at end of quarter: 996 patients

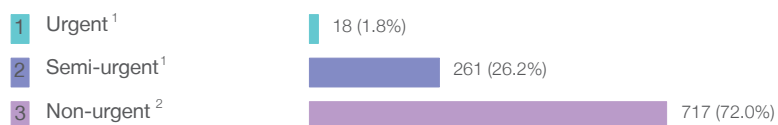
Patients not ready for surgery<sup>8</sup> on waiting list at end of quarter: 551 patients

	Same period last year	Change since one year ago
Patients ready for surgery on waiting list at start of quarter	873	13%
Patients ready for surgery on waiting list at end of quarter	855	16%
Patients not ready for surgery <sup>8</sup> on waiting list at end of quarter	452	22%

### The Tweed Hospital: Patients ready for elective surgery

as at 31st December 2018

Patients ready for surgery on waiting list by urgency category: 996 patients



	Same period last year	Change since one year ago
Urgent <sup>1</sup>	15	20%
Semi-urgent <sup>1</sup>	214	22%
Non-urgent <sup>2</sup>	626	15%

## The Tweed Hospital: Patients ready for elective surgery

as at 31st December 2018

Patients ready for elective surgery by specialty of surgeon: 996 patients

	As at 31 Dec 2018	Same time last year	Change since one year ago
All specialties	996	855	16%
Cardiothoracic surgery	0	0	n/a
Ear, nose and throat surgery	235	189	24%
General surgery	235	219	7%
Gynaecology	124	146	-15%
Medical	31	21	48%
Neurosurgery	0	0	n/a
Ophthalmology	< 5	0	n/a
Orthopaedic surgery	270	223	21%
Plastic surgery	0	0	n/a
Urology	98	57	72%
Vascular surgery	< 5	0	n/a

Patients ready for elective surgery for common procedures <sup>7</sup>

	As at 31 Dec 2018	Same time last year	Change since one year ago
Abdominal hysterectomy	18	34	-47%
Cataract extraction	< 5	< 5	n/a
Cholecystectomy	21	14	50%
Coronary artery bypass graft	0	< 5	n/a
Cystoscopy	27	19	42%
Haemorrhoidectomy	8	10	-20%
Hysteroscopy	31	46	-33%
Inguinal herniorrhaphy	55	58	-5%
Myringoplasty / Tympanoplasty	12	17	-29%
Myringotomy	0	< 5	n/a
Other - General	15	17	-12%
Prostatectomy	24	7	243%
Septoplasty	23	27	-15%
Tonsillectomy	92	53	74%
Total hip replacement	52	45	16%
Total knee replacement	97	73	33%
Varicose veins stripping and ligation	0	< 5	n/a

## The Tweed Hospital: Patients ready for elective surgery as at 31st December 2018

Patients ready for elective surgery, on the waiting list for longer than 12 months

As at 31 Dec 2018      Same time last year

All specialties	30	< 5
-----------------	----	-----

- \* Suppressed due to small numbers and to protect privacy. Relevant graphs are also suppressed.
- < 5 Less than five patients. For measures by urgency category, counts are included in an adjacent category. Relevant graphs are also suppressed.
1. Excluding staged procedures.
  2. Excluding staged procedures and cystoscopy.
  3. Including non-urgent cystoscopy.
  4. Excludes the total number of days the patient was coded as 'not ready for surgery'.
  5. This is the number of days it took for half of patients who received elective surgery during the period to be admitted and receive their surgery. The other half took equal to or longer than the median to be admitted for surgery.
  6. This is the number of days it took for 90% of patients who received elective surgery during the period to be admitted and receive their surgery. The final 10% of patients took equal to or longer than the 90th percentile.
  7. The procedures included in this list are procedures which are high volume; some may be associated with long waiting periods. For a description of these procedures see *Elective Surgery Glossary of Common Procedures, December 2012*.
  8. Includes staged procedures, non-urgent cystoscopy, and patients currently not available for personal reasons.
- For more information: For details of methods, see the *Technical Supplement: Emergency department, ambulance, admitted patients and elective surgery, October to December 2018*.
- Note:** All percentages rounded to whole numbers and therefore percentages may not add to 100%.
- Source:** Waiting List Collection On-Line System, NSW Health (extracted 21 January 2019.).