

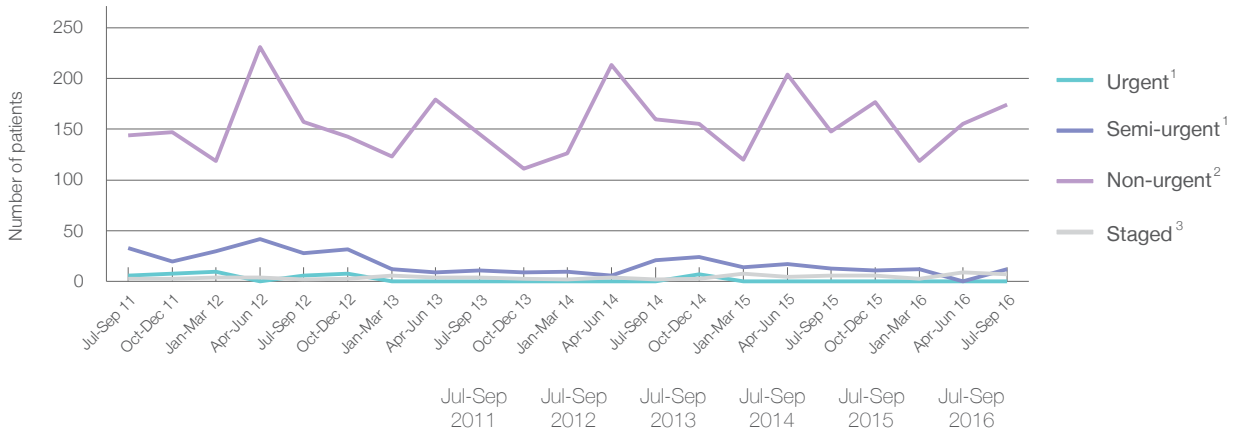
Bateman's Bay District Hospital: Elective surgery performed

July to September 2016

Patients who received elective surgery by urgency category: 193 patients



Patients who received elective surgery by urgency category by quarter, July 2011 to September 2016



	Jul-Sep 2011	Jul-Sep 2012	Jul-Sep 2013	Jul-Sep 2014	Jul-Sep 2015	Jul-Sep 2016
All categories	186	193	160	183	167	193
Urgent ¹	6	6	< 5	< 5	< 5	< 5
Semi-urgent ¹	33	28	11	21	13	12
Non-urgent ²	144	157	145	160	148	174
Staged ³	3	2	4	2	6	7

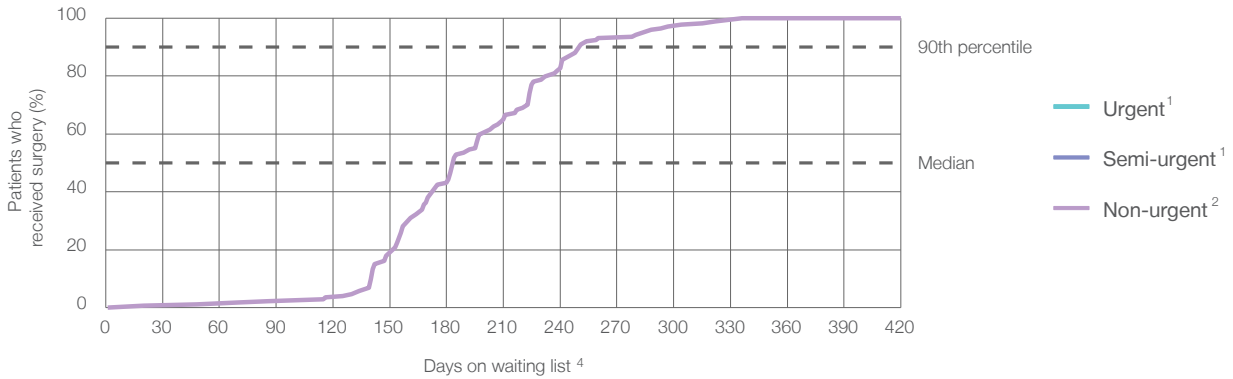
Bateman's Bay District Hospital: Time waited to receive elective surgery

July to September 2016

Percentage of patients who received surgery within the clinically recommended timeframe

Urgency Category	Recommended Timeframe	Same period last year	Peer group (this period)
1 Urgent ¹	Recommended: 30 days	*	99.6%
2 Semi-urgent ¹	Recommended: 90 days	100%	99.2%
3 Non-urgent ²	Recommended: 365 days	100%	99.4%

Percentage of patients who received elective surgery by waiting time (days)



Waiting time (days) for people who received surgery by urgency category

Urgency Category	Median	90th Percentile	Peer group (this period)	This hospital (same period last year)	Peer group (same period last year)
1 Urgent: ¹ < 5	*	*	11	*	11
2 Semi-urgent: ¹ 12 patients	35	76	35	29	35
3 Non-urgent: ² 174 patients	184 days	251 days	159	209	185

Bateman's Bay District Hospital: Time waited to receive elective surgery

July to September 2016

Median ⁵ waiting time (days) for patients who received elective surgery by specialty of surgeon		Same period last year	Peer group (this period)
Cardiothoracic surgery	n/a (0 patients)	n/a	n/a
Ear, nose and throat surgery	n/a (0 patients)	n/a	112
General surgery	* (< 5 patients)	*	35
Gynaecology	n/a (0 patients)	n/a	31
Medical	n/a (0 patients)	n/a	14
Neurosurgery	n/a (0 patients)	n/a	n/a
Ophthalmology	184 days (154 patients)	210	175
Orthopaedic surgery	213 days (16 patients)	156	76
Plastic surgery	n/a (0 patients)	n/a	n/a
Urology	115 days (22 patients)	104	35
Vascular surgery	n/a (0 patients)	n/a	141

Median ⁵ waiting time (days) for patients who received elective surgery by common procedures ⁷		Same period last year	Peer group (this period)
Abdominal hysterectomy	n/a (0 patients)	n/a	50
Cataract extraction	184 days (152 patients)	210	191
Cholecystectomy	n/a (0 patients)	n/a	43
Coronary artery bypass graft	n/a (0 patients)	n/a	n/a
Cystoscopy	44 days (11 patients)	*	25
Haemorrhoidectomy	n/a (0 patients)	n/a	49
Hysteroscopy	n/a (0 patients)	n/a	25
Inguinal herniorrhaphy	n/a (0 patients)	n/a	56
Myringoplasty / Tympanoplasty	n/a (0 patients)	n/a	*
Myringotomy	n/a (0 patients)	n/a	*
Other - General	* (< 5 patients)	*	24
Prostatectomy	* (6 patients)	*	65
Septoplasty	n/a (0 patients)	n/a	255
Tonsillectomy	n/a (0 patients)	n/a	159
Total hip replacement	n/a (0 patients)	n/a	n/a
Total knee replacement	n/a (0 patients)	n/a	n/a
Varicose veins stripping and ligation	n/a (0 patients)	n/a	142

Bateman's Bay District Hospital: Elective surgery waiting list

July to September 2016

Patients ready for surgery on waiting list at start of quarter: 391 patients

Patients ready for surgery on waiting list at end of quarter: 372 patients


Patients not ready for surgery⁸ on waiting list at end of quarter: 52 patients

	Same period last year	Change since one year ago
Patients ready for surgery on waiting list at start of quarter	379	3.2%
Patients ready for surgery on waiting list at end of quarter	374	-0.5%
Patients not ready for surgery ⁸ on waiting list at end of quarter	42	23.8%

Bateman's Bay District Hospital: Patients ready for elective surgery

as at 30th September 2016

Patients ready for surgery on waiting list by urgency category: 372 patients



	Same period last year	Change since one year ago
Urgent ¹	< 5	*
Semi-urgent ¹	< 5	*
Non-urgent ²	374	-2.2%

Bateman's Bay District Hospital: Patients ready for elective surgery

as at 30th September 2016

Patients ready for elective surgery by specialty of surgeon: 372 patients

	As at 30 Sep 2016	Same time last year	Change since one year ago
All specialties	372	374	-0.5%
Cardiothoracic surgery	0	0	n/a
Ear, nose and throat surgery	0	0	n/a
General surgery	< 5	0	n/a
Gynaecology	0	0	n/a
Medical	0	0	n/a
Neurosurgery	0	0	n/a
Ophthalmology	318	343	-7.3%
Orthopaedic surgery	42	27	55.6%
Plastic surgery	0	0	n/a
Urology	9	< 5	*
Vascular surgery	0	0	n/a

Patients ready for elective surgery for common procedures⁷

	As at 30 Sep 2016	Same time last year	Change since one year ago
Abdominal hysterectomy	0	< 5	n/a
Cataract extraction	318	343	-7.3%
Cholecystectomy	0	< 5	n/a
Coronary artery bypass graft	0	< 5	n/a
Cystoscopy	< 5	< 5	*
Haemorrhoidectomy	0	< 5	n/a
Hysteroscopy	0	< 5	n/a
Inguinal herniorrhaphy	0	< 5	n/a
Myringoplasty / Tympanoplasty	0	< 5	n/a
Myringotomy	0	< 5	n/a
Other - General	0	< 5	n/a
Prostatectomy	< 5	< 5	*
Septoplasty	0	< 5	n/a
Tonsillectomy	0	< 5	n/a
Total hip replacement	0	< 5	n/a
Total knee replacement	0	< 5	n/a
Varicose veins stripping and ligation	0	< 5	n/a

Bateman's Bay District Hospital: Patients ready for elective surgery
as at 30th September 2016

Patients ready for elective surgery, on the waiting list for longer than 12 months

	As at 30 Sep 2016	Same time last year
All specialties	0	0

* Suppressed due to small numbers and to protect privacy. Relevant graphs are also suppressed.

< 5 Less than five patients. For measures by urgency category, counts are included in an adjacent category. Relevant graphs are also suppressed.

1. Excluding staged procedures.
2. Excluding staged procedures and cystoscopy.
3. Including non-urgent cystoscopy.
4. Excludes the total number of days the patient was coded as 'not ready for surgery'.
5. This is the number of days it took for half of patients who received elective surgery during the period to be admitted and receive their surgery. The other half took equal to or longer than the median to be admitted for surgery.
6. This is the number of days it took for 90% of patients who received elective surgery during the period to be admitted and receive their surgery. The final 10% of patients took equal to or longer than the 90th percentile.
7. The procedures included in this list are procedures which are high volume; some may be associated with long waiting periods. For a description of these procedures see *Elective Surgery Glossary of Common Procedures, December 2012*.
8. Includes staged procedures, non-urgent cystoscopy, and patients currently not available for personal reasons.

For more information: For details of methods, see the *Technical Supplement: Elective surgery measures, July to September 2016*.

Note: All percentages rounded to whole numbers and therefore percentages may not add to 100%.

Source: Waiting List Collection On-Line System, NSW Health (extracted 17 October 2016.).