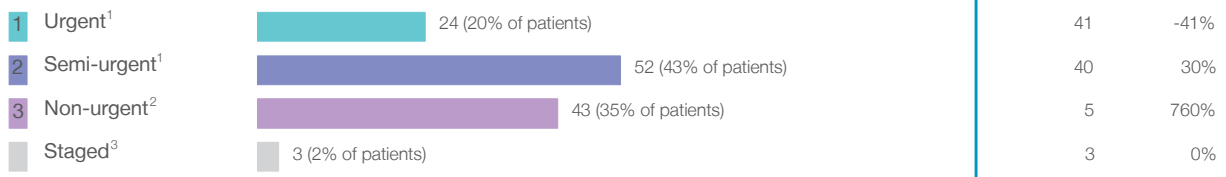


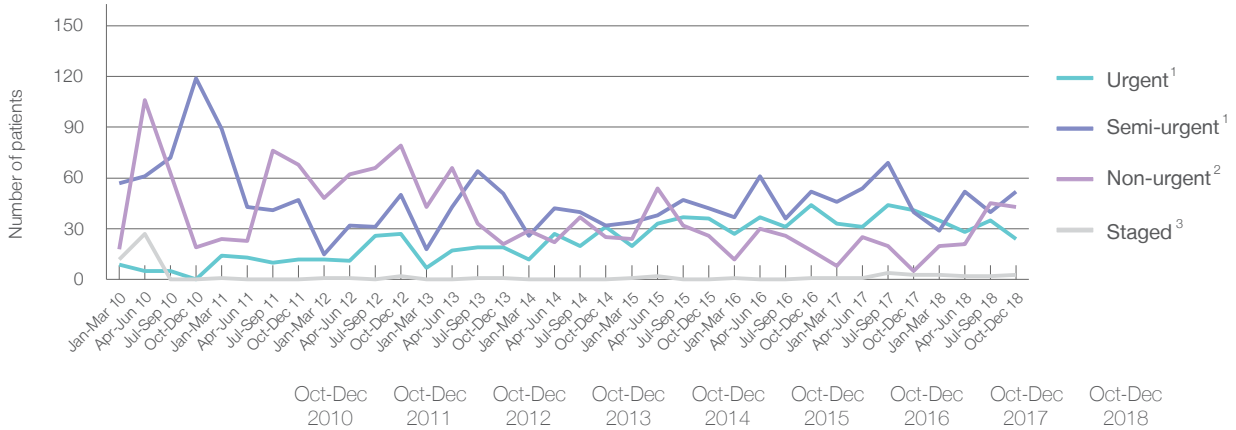
Muswellbrook Hospital: Elective surgery performed

October to December 2018

Patients who received elective surgery by urgency category: 122 patients



Patients who received elective surgery by urgency category by quarter, January 2010 to December 2018



	Oct-Dec 2010	Oct-Dec 2011	Oct-Dec 2012	Oct-Dec 2013	Oct-Dec 2014	Oct-Dec 2015	Oct-Dec 2016	Oct-Dec 2017	Oct-Dec 2018
All categories	138	127	158	92	88	104	114	89	122
Urgent ¹	< 5	12	27	19	31	36	44	41	24
Semi-urgent ¹	119	47	50	51	32	42	52	40	52
Non-urgent ²	19	68	79	21	25	26	17	5	43
Staged ³	0	0	2	1	0	0	1	3	3

Muswellbrook Hospital: Time waited to receive elective surgery

October to December 2018

Percentage of patients who received surgery within the clinically recommended timeframe

	Recommended: (days)	100%	Same period last year	Peer group (this period)
1 Urgent ¹	30 days	100%	100%	100%
2 Semi-urgent ¹	90 days	100%	100%	99.7%
3 Non-urgent ²	365 days	100%	*	99.2%

Percentage of patients who received elective surgery by waiting time (days)



Waiting time (days) for people who received surgery by urgency category

	Peer group (this period)	This hospital (same period last year)	Peer group (same period last year)
1 Urgent: ¹ 24 patients			
Median time to receive surgery	18 days	13	12
90th percentile time to receive surgery	*	26	26
2 Semi-urgent: ¹ 52 patients			
Median time to receive surgery	28 days	41	24
90th percentile time to receive surgery	*	77	77
3 Non-urgent: ² 43 patients			
Median time to receive surgery	53 days	136	147
90th percentile time to receive surgery	*	316	308

Muswellbrook Hospital: Time waited to receive elective surgery

October to December 2018

Median ⁵ waiting time (days) for patients who received elective surgery by specialty of surgeon		Same period last year	Peer group (this period)
Cardiothoracic surgery	n/a (0 patients)	n/a	n/a
Ear, nose and throat surgery	n/a (0 patients)	n/a	202
General surgery	27 days (72 patients)	14	36
Gynaecology	56 days (11 patients)	47	37
Medical	n/a (0 patients)	n/a	26
Neurosurgery	n/a (0 patients)	n/a	n/a
Ophthalmology	31 days (39 patients)	13	136
Orthopaedic surgery	n/a (0 patients)	n/a	107
Plastic surgery	n/a (0 patients)	n/a	n/a
Urology	n/a (0 patients)	n/a	33
Vascular surgery	n/a (0 patients)	n/a	237

Median ⁵ waiting time (days) for patients who received elective surgery by common procedures ⁷		Same period last year	Peer group (this period)
Abdominal hysterectomy	n/a (0 patients)	n/a	69
Cataract extraction	33 days (38 patients)	13	161
Cholecystectomy	* (< 5 patients)	*	49
Coronary artery bypass graft	n/a (0 patients)	n/a	n/a
Cystoscopy	n/a (0 patients)	n/a	31
Haemorrhoidectomy	n/a (0 patients)	*	45
Hysteroscopy	* (< 5 patients)	*	33
Inguinal herniorrhaphy	36 days (11 patients)	*	66
Myringoplasty / Tympanoplasty	n/a (0 patients)	n/a	*
Myringotomy	n/a (0 patients)	n/a	*
Other - General	n/a (0 patients)	n/a	25
Prostatectomy	n/a (0 patients)	n/a	79
Septoplasty	n/a (0 patients)	n/a	282
Tonsillectomy	n/a (0 patients)	n/a	260
Total hip replacement	n/a (0 patients)	n/a	n/a
Total knee replacement	n/a (0 patients)	n/a	n/a
Varicose veins stripping and ligation	n/a (0 patients)	n/a	234

Muswellbrook Hospital: Elective surgery waiting list

October to December 2018

Patients ready for surgery on waiting list at start of quarter: 58 patients

Patients ready for surgery on waiting list at end of quarter: 38 patients

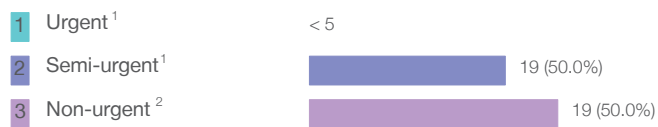
Patients not ready for surgery⁸ on waiting list at end of quarter: 9 patients

	Same period last year	Change since one year ago
Patients ready for surgery on waiting list at start of quarter	32	81%
Patients ready for surgery on waiting list at end of quarter	55	-31%
Patients not ready for surgery ⁸ on waiting list at end of quarter	4	125%

Muswellbrook Hospital: Patients ready for elective surgery

as at 31st December 2018

Patients ready for surgery on waiting list by urgency category: 38 patients



	Same period last year	Change since one year ago
Urgent ¹	9	*
Semi-urgent ¹	15	0%
Non-urgent ²	31	-39%

Muswellbrook Hospital: Patients ready for elective surgery

as at 31st December 2018

Patients ready for elective surgery by specialty of surgeon: 38 patients

	As at 31 Dec 2018	Same time last year	Change since one year ago
All specialties	38	55	-31%
Cardiothoracic surgery	0	0	n/a
Ear, nose and throat surgery	0	0	n/a
General surgery	21	37	-43%
Gynaecology	6	9	-33%
Medical	0	0	n/a
Neurosurgery	0	0	n/a
Ophthalmology	11	9	22%
Orthopaedic surgery	0	0	n/a
Plastic surgery	0	0	n/a
Urology	0	0	n/a
Vascular surgery	0	0	n/a

Patients ready for elective surgery for common procedures ⁷

	As at 31 Dec 2018	Same time last year	Change since one year ago
Abdominal hysterectomy	0	< 5	n/a
Cataract extraction	11	9	22%
Cholecystectomy	0	< 5	n/a
Coronary artery bypass graft	0	< 5	n/a
Cystoscopy	0	< 5	n/a
Haemorrhoidectomy	0	< 5	*
Hysteroscopy	< 5	< 5	*
Inguinal herniorrhaphy	5	< 5	*
Myringoplasty / Tympanoplasty	0	< 5	n/a
Myringotomy	0	< 5	n/a
Other - General	0	< 5	n/a
Prostatectomy	0	< 5	n/a
Septoplasty	0	< 5	n/a
Tonsillectomy	0	< 5	n/a
Total hip replacement	0	< 5	n/a
Total knee replacement	0	< 5	n/a
Varicose veins stripping and ligation	< 5	< 5	*

Muswellbrook Hospital: Patients ready for elective surgery
as at 31st December 2018

Patients ready for elective surgery, on the waiting list for longer than 12 months

As at 31 Dec 2018 Same time last year

	As at 31 Dec 2018	Same time last year
All specialties	0	0

* Suppressed due to small numbers and to protect privacy. Relevant graphs are also suppressed.
 < 5 Less than five patients. For measures by urgency category, counts are included in an adjacent category. Relevant graphs are also suppressed.

1. Excluding staged procedures.
2. Excluding staged procedures and cystoscopy.
3. Including non-urgent cystoscopy.
4. Excludes the total number of days the patient was coded as 'not ready for surgery'.
5. This is the number of days it took for half of patients who received elective surgery during the period to be admitted and receive their surgery. The other half took equal to or longer than the median to be admitted for surgery.
6. This is the number of days it took for 90% of patients who received elective surgery during the period to be admitted and receive their surgery. The final 10% of patients took equal to or longer than the 90th percentile.
7. The procedures included in this list are procedures which are high volume; some may be associated with long waiting periods. For a description of these procedures see *Elective Surgery Glossary of Common Procedures, December 2012*.
8. Includes staged procedures, non-urgent cystoscopy, and patients currently not available for personal reasons.

For more information: For details of methods, see the *Technical Supplement: Emergency department, ambulance, admitted patients and elective surgery, October to December 2018*.

Note: All percentages rounded to whole numbers and therefore percentages may not add to 100%.

Source: Waiting List Collection On-Line System, NSW Health (extracted 21 January 2019.).