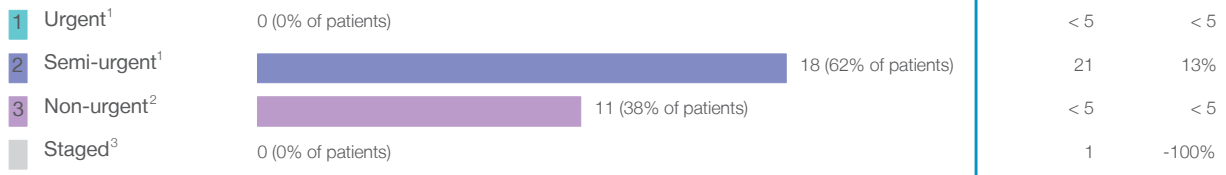


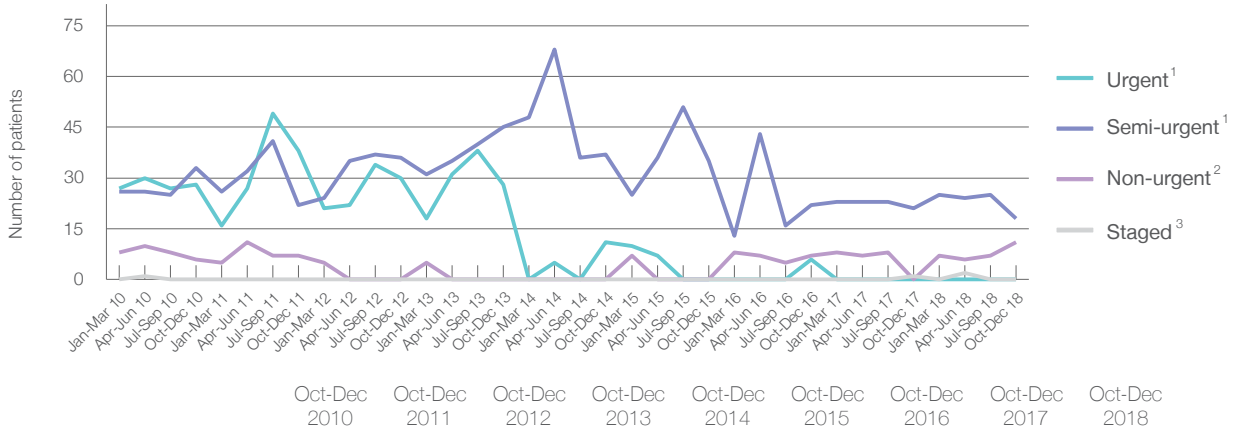
## Narrabri Hospital: Elective surgery performed

October to December 2018

Patients who received elective surgery by urgency category: 29 patients



Patients who received elective surgery by urgency category by quarter, January 2010 to December 2018



	Oct-Dec 2010	Oct-Dec 2011	Oct-Dec 2012	Oct-Dec 2013	Oct-Dec 2014	Oct-Dec 2015	Oct-Dec 2016	Oct-Dec 2017	Oct-Dec 2018
All categories	67	67	66	73	48	35	35	22	29
Urgent <sup>1</sup>	28	38	30	28	11	< 5	6	< 5	0
Semi-urgent <sup>1</sup>	33	22	36	45	37	35	22	21	18
Non-urgent <sup>2</sup>	6	7	< 5	< 5	< 5	< 5	7	< 5	11
Staged <sup>3</sup>	0	0	0	0	0	0	0	1	0

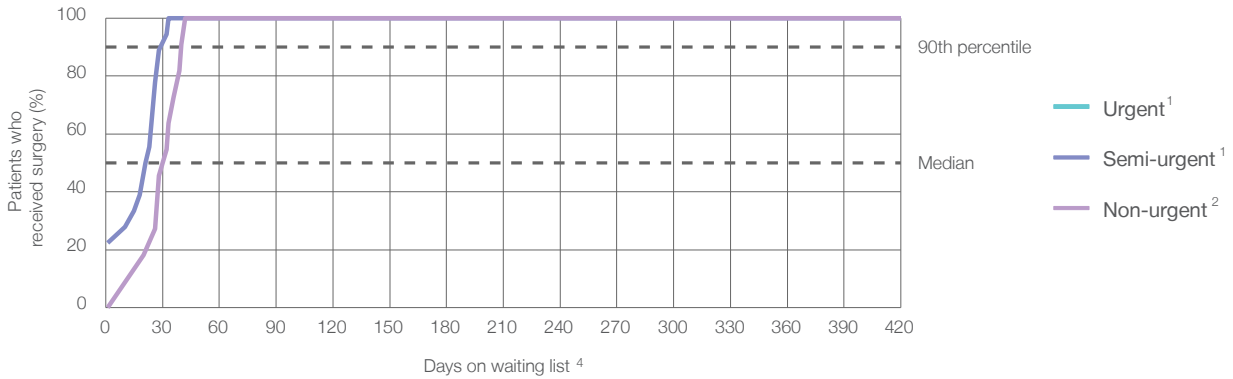
## Narrabri Hospital: Time waited to receive elective surgery

October to December 2018

### Percentage of patients who received surgery within the clinically recommended timeframe

Urgency Category	Recommended Timeframe (days)	Percentage	Same period last year	Peer group (this period)
1 Urgent <sup>1</sup>	30 days	*	*	100%
2 Semi-urgent <sup>1</sup>	90 days	100%	100%	99.7%
3 Non-urgent <sup>2</sup>	365 days	100%	*	99.2%

### Percentage of patients who received elective surgery by waiting time (days)



### Waiting time (days) for people who received surgery by urgency category

Urgency Category	Number of Patients	Median time to receive surgery (days)	90th percentile time to receive surgery (days)	Peer group (this period)	This hospital (same period last year)	Peer group (same period last year)
1 Urgent	0 patients	*	*	13	*	9
2 Semi-urgent	18 patients	22 days	*	41	15	39
3 Non-urgent	11 patients	32 days	*	77	*	77
				136	*	147
				316	*	308

## Narrabri Hospital: Time waited to receive elective surgery

October to December 2018

Median <sup>5</sup> waiting time (days) for patients who received elective surgery by specialty of surgeon		Same period last year	Peer group (this period)
Cardiothoracic surgery	n/a (0 patients)	n/a	n/a
Ear, nose and throat surgery	n/a (0 patients)	n/a	202
General surgery	26 days (26 patients)	13	36
Gynaecology	* (< 5 patients)	*	37
Medical	n/a (0 patients)	n/a	26
Neurosurgery	n/a (0 patients)	n/a	n/a
Ophthalmology	n/a (0 patients)	n/a	136
Orthopaedic surgery	* (< 5 patients)	*	107
Plastic surgery	n/a (0 patients)	n/a	n/a
Urology	n/a (0 patients)	n/a	33
Vascular surgery	n/a (0 patients)	n/a	237

Median <sup>5</sup> waiting time (days) for patients who received elective surgery by common procedures <sup>7</sup>		Same period last year	Peer group (this period)
Abdominal hysterectomy	n/a (0 patients)	n/a	69
Cataract extraction	n/a (0 patients)	n/a	161
Cholecystectomy	n/a (0 patients)	n/a	49
Coronary artery bypass graft	n/a (0 patients)	n/a	n/a
Cystoscopy	n/a (0 patients)	n/a	31
Haemorrhoidectomy	n/a (0 patients)	*	45
Hysteroscopy	n/a (0 patients)	n/a	33
Inguinal herniorrhaphy	* (6 patients)	*	66
Myringoplasty / Tympanoplasty	n/a (0 patients)	n/a	*
Myringotomy	n/a (0 patients)	n/a	*
Other - General	n/a (0 patients)	n/a	25
Prostatectomy	n/a (0 patients)	n/a	79
Septoplasty	n/a (0 patients)	n/a	282
Tonsillectomy	n/a (0 patients)	n/a	260
Total hip replacement	n/a (0 patients)	n/a	n/a
Total knee replacement	n/a (0 patients)	n/a	n/a
Varicose veins stripping and ligation	n/a (0 patients)	n/a	234

### Narrabri Hospital: Elective surgery waiting list

October to December 2018

Patients ready for surgery on waiting list at start of quarter: 10 patients

Patients ready for surgery on waiting list at end of quarter: 9 patients

Patients not ready for surgery<sup>8</sup> on waiting list at end of quarter: 5 patients

Same period last year	Change since one year ago
< 5	233%
5	80%
7	-29%

### Narrabri Hospital: Patients ready for elective surgery

as at 31st December 2018

Patients ready for surgery on waiting list by urgency category: 9 patients

1	Urgent <sup>1</sup>	0 (0%)
2	Semi-urgent <sup>1</sup>	< 5
3	Non-urgent <sup>2</sup>	9 (100%)

Same period last year	Change since one year ago
0	
< 5	*
< 5	*

## Narrabri Hospital: Patients ready for elective surgery

as at 31st December 2018

Patients ready for elective surgery by specialty of surgeon: 9 patients

	As at 31 Dec 2018	Same time last year	Change since one year ago
All specialties	9	5	80%
Cardiothoracic surgery	0	0	n/a
Ear, nose and throat surgery	0	0	n/a
General surgery	5	< 5	*
Gynaecology	0	0	n/a
Medical	0	0	n/a
Neurosurgery	0	0	n/a
Ophthalmology	0	0	n/a
Orthopaedic surgery	< 5	< 5	*
Plastic surgery	0	0	n/a
Urology	0	0	n/a
Vascular surgery	0	0	n/a

Patients ready for elective surgery for common procedures <sup>7</sup>

	As at 31 Dec 2018	Same time last year	Change since one year ago
Abdominal hysterectomy	0	< 5	n/a
Cataract extraction	0	< 5	n/a
Cholecystectomy	0	< 5	n/a
Coronary artery bypass graft	0	< 5	n/a
Cystoscopy	0	< 5	n/a
Haemorrhoidectomy	< 5	< 5	n/a
Hysteroscopy	0	< 5	n/a
Inguinal herniorrhaphy	< 5	< 5	*
Myringoplasty / Tympanoplasty	0	< 5	n/a
Myringotomy	0	< 5	n/a
Other - General	0	< 5	n/a
Prostatectomy	0	< 5	n/a
Septoplasty	0	< 5	n/a
Tonsillectomy	0	< 5	n/a
Total hip replacement	0	< 5	n/a
Total knee replacement	0	< 5	n/a
Varicose veins stripping and ligation	0	< 5	n/a

**Narrabri Hospital: Patients ready for elective surgery**  
as at 31st December 2018

Patients ready for elective surgery, on the waiting list for longer than 12 months

	As at 31 Dec 2018	Same time last year
All specialties	0	0

\* Suppressed due to small numbers and to protect privacy. Relevant graphs are also suppressed.  
 < 5 Less than five patients. For measures by urgency category, counts are included in an adjacent category. Relevant graphs are also suppressed.

1. Excluding staged procedures.
2. Excluding staged procedures and cystoscopy.
3. Including non-urgent cystoscopy.
4. Excludes the total number of days the patient was coded as 'not ready for surgery'.
5. This is the number of days it took for half of patients who received elective surgery during the period to be admitted and receive their surgery. The other half took equal to or longer than the median to be admitted for surgery.
6. This is the number of days it took for 90% of patients who received elective surgery during the period to be admitted and receive their surgery. The final 10% of patients took equal to or longer than the 90th percentile.
7. The procedures included in this list are procedures which are high volume; some may be associated with long waiting periods. For a description of these procedures see *Elective Surgery Glossary of Common Procedures, December 2012*.
8. Includes staged procedures, non-urgent cystoscopy, and patients currently not available for personal reasons.

For more information: For details of methods, see the *Technical Supplement: Emergency department, ambulance, admitted patients and elective surgery, October to December 2018*.

**Note:** All percentages rounded to whole numbers and therefore percentages may not add to 100%.

**Source:** Waiting List Collection On-Line System, NSW Health (extracted 21 January 2019.).