

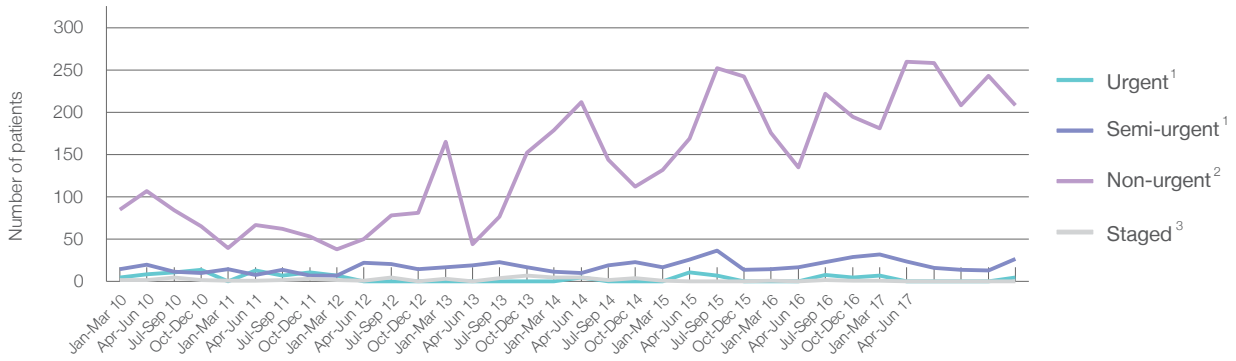
## Macksville District Hospital: Elective surgery performed

April to June 2018

Patients who received elective surgery by urgency category: 240 patients



Patients who received elective surgery by urgency category by quarter, April 2013 to June 2018



|                          | Apr-Jun 2010 | Apr-Jun 2011 | Apr-Jun 2012 | Apr-Jun 2013 | Apr-Jun 2014 | Apr-Jun 2015 | Apr-Jun 2016 | Apr-Jun 2017 | Apr-Jun 2018 |
|--------------------------|--------------|--------------|--------------|--------------|--------------|--------------|--------------|--------------|--------------|
| All categories           | 138          | 89           | 73           | 63           | 232          | 206          | 152          | 284          | 240          |
| Urgent <sup>1</sup>      | 9            | 13           | < 5          | < 5          | 5            | 11           | < 5          | < 5          | 5            |
| Semi-urgent <sup>1</sup> | 20           | 8            | 22           | 19           | 10           | 26           | 17           | 24           | 27           |
| Non-urgent <sup>2</sup>  | 107          | 67           | 50           | 44           | 212          | 169          | 135          | 260          | 208          |
| Staged <sup>3</sup>      | 2            | 1            | 1            | 0            | 5            | 0            | 0            | 0            | 0            |

## Macksville District Hospital: Time waited to receive elective surgery

April to June 2018

### Percentage of patients who received surgery within the clinically recommended timeframe

| Urgency Category           | Recommended Timeframe (days) | Percentage | Same period last year | Peer group (this period) |
|----------------------------|------------------------------|------------|-----------------------|--------------------------|
| 1 Urgent <sup>1</sup>      | 30 days                      | *          | *                     | 99.6%                    |
| 2 Semi-urgent <sup>1</sup> | 90 days                      | 96.3%      | 100%                  | 99.2%                    |
| 3 Non-urgent <sup>2</sup>  | 365 days                     | 100%       | 100%                  | 99.9%                    |

### Percentage of patients who received elective surgery by waiting time (days)






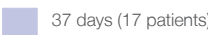
### Waiting time (days) for people who received surgery by urgency category

| Urgency Category           | Number of Patients | Median time to receive surgery (days) | 90th percentile time to receive surgery (days) | Peer group (this period) | This hospital (same period last year) | Peer group (same period last year) |
|----------------------------|--------------------|---------------------------------------|--|--------------------------|---------------------------------------|------------------------------------|
| 1 Urgent <sup>1</sup>      | 5 patients         | *                                     | *  | 13                       | *                                     | 13                                 |
| 2 Semi-urgent <sup>1</sup> | 27 patients        | 37 days                               | *  | 37                       | 35                                    | 39                                 |
| 3 Non-urgent <sup>2</sup>  | 208 patients       | 298 days                              | 328 days                                       | 141                      | 311                                   | 174                                |
|                            |                    |                                       |  | 316                      | 348                                   | 327                                |

## Macksville District Hospital: Time waited to receive elective surgery

April to June 2018

| Median <sup>5</sup> waiting time (days) for patients who received elective surgery by specialty of surgeon |  | Same period last year | Peer group (this period) |
|--|--|-----------------------|--------------------------|
| Cardiothoracic surgery   | n/a (0 patients)   | n/a                   | n/a                      |
| Ear, nose and throat surgery   | n/a (0 patients)   | n/a                   | 185                      |
| General surgery  |  87 days (45 patients)    | 79                    | 33                       |
| Gynaecology  | n/a (0 patients)   | n/a                   | 42                       |
| Medical  | * (< 5 patients)   | *                     | 33                       |
| Neurosurgery   | n/a (0 patients)   | n/a                   | n/a                      |
| Ophthalmology  |  299 days (188 patients) | 311                   | 140                      |
| Orthopaedic surgery  | n/a (0 patients)   | n/a                   | 81                       |
| Plastic surgery  | n/a (0 patients)   | n/a                   | n/a                      |
| Urology  | n/a (0 patients)   | n/a                   | 31                       |
| Vascular surgery   | * (< 5 patients)   | *                     | 193                      |

| Median <sup>5</sup> waiting time (days) for patients who received elective surgery by common procedures <sup>7</sup> |   | Same period last year | Peer group (this period) |
|--|---|-----------------------|--------------------------|
| Abdominal hysterectomy   | n/a (0 patients)  | n/a                   | 49                       |
| Cataract extraction  |  300 days (162 patients) | 312                   | 155                      |
| Cholecystectomy  | * (< 5 patients)  | *                     | 34                       |
| Coronary artery bypass graft   | n/a (0 patients)  | n/a                   | n/a                      |
| Cystoscopy   | n/a (0 patients)  | n/a                   | 25                       |
| Haemorrhoidectomy  | * (< 5 patients)  | n/a                   | 59                       |
| Hysteroscopy   | n/a (0 patients)  | n/a                   | 28                       |
| Inguinal herniorrhaphy   |  37 days (17 patients)   | *                     | 50                       |
| Myringoplasty / Tympanoplasty  | n/a (0 patients)  | n/a                   | *                        |
| Myringotomy  | n/a (0 patients)  | n/a                   | *                        |
| Other - General  | * (< 5 patients)  | n/a                   | 28                       |
| Prostatectomy  | n/a (0 patients)  | n/a                   | 86                       |
| Septoplasty  | n/a (0 patients)  | n/a                   | 293                      |
| Tonsillectomy  | n/a (0 patients)  | n/a                   | 301                      |
| Total hip replacement  | n/a (0 patients)  | n/a                   | n/a                      |
| Total knee replacement   | n/a (0 patients)  | n/a                   | n/a                      |
| Varicose veins stripping and ligation  | * (< 5 patients)  | 204                   | 196                      |

### Macksville District Hospital: Elective surgery waiting list

April to June 2018

Patients ready for surgery on waiting list at start of quarter: 763 patients

Patients ready for surgery on waiting list at end of quarter: 793 patients


Patients not ready for surgery<sup>8</sup> on waiting list at end of quarter: 69 patients

|   | Same period last year | Change since one year ago |
|---|-----------------------|---------------------------|
| Patients ready for surgery on waiting list at start of quarter                | 770                   | -1%                       |
| Patients ready for surgery on waiting list at end of quarter                  | 781                   | 2%                        |
| Patients not ready for surgery <sup>8</sup> on waiting list at end of quarter | 62                    | 11%                       |

### Macksville District Hospital: Patients ready for elective surgery

as at 30th June 2018

Patients ready for surgery on waiting list by urgency category: 793 patients



|                          | Same period last year | Change since one year ago |
|--------------------------|-----------------------|---------------------------|
| Urgent <sup>1</sup>      | 0                     | *                         |
| Semi-urgent <sup>1</sup> | 6                     | 67%                       |
| Non-urgent <sup>2</sup>  | 775                   | 1%                        |

## Macksville District Hospital: Patients ready for elective surgery as at 30th June 2018

Patients ready for elective surgery by specialty of surgeon: 793 patients

|                              | As at 30 Jun 2018 | Same time last year | Change since one year ago |
|------------------------------|-------------------|---------------------|---------------------------|
| All specialties              | 793               | 781                 | 2%                        |
| Cardiothoracic surgery       | 0                 | 0                   | n/a                       |
| Ear, nose and throat surgery | 0                 | 0                   | n/a                       |
| General surgery              | 32                | 21                  | 52%                       |
| Gynaecology                  | 0                 | 0                   | n/a                       |
| Medical                      | < 5               | < 5                 | *                         |
| Neurosurgery                 | 0                 | 0                   | n/a                       |
| Ophthalmology                | 746               | 759                 | -2%                       |
| Orthopaedic surgery          | 0                 | 0                   | n/a                       |
| Plastic surgery              | 0                 | 0                   | n/a                       |
| Urology                      | 0                 | 0                   | n/a                       |
| Vascular surgery             | 13                | 0                   | n/a                       |

Patients ready for elective surgery for common procedures <sup>7</sup>

|                                       | As at 30 Jun 2018 | Same time last year | Change since one year ago |
|---------------------------------------|-------------------|---------------------|---------------------------|
| Abdominal hysterectomy                | 0                 | < 5                 | n/a                       |
| Cataract extraction                   | 668               | 678                 | -1%                       |
| Cholecystectomy                       | < 5               | 6                   | *                         |
| Coronary artery bypass graft          | 0                 | < 5                 | n/a                       |
| Cystoscopy                            | 0                 | < 5                 | n/a                       |
| Haemorrhoidectomy                     | < 5               | < 5                 | n/a                       |
| Hysteroscopy                          | 0                 | < 5                 | n/a                       |
| Inguinal herniorrhaphy                | 14                | < 5                 | *                         |
| Myringoplasty / Tympanoplasty         | 0                 | < 5                 | n/a                       |
| Myringotomy                           | 0                 | < 5                 | n/a                       |
| Other - General                       | 0                 | < 5                 | n/a                       |
| Prostatectomy                         | 0                 | < 5                 | n/a                       |
| Septoplasty                           | 0                 | < 5                 | n/a                       |
| Tonsillectomy                         | 0                 | < 5                 | n/a                       |
| Total hip replacement                 | 0                 | < 5                 | n/a                       |
| Total knee replacement                | 0                 | < 5                 | n/a                       |
| Varicose veins stripping and ligation | 13                | < 5                 | n/a                       |

**Macksville District Hospital: Patients ready for elective surgery**  
as at 30th June 2018

Patients ready for elective surgery, on the waiting list for longer than 12 months

|                 | As at 30 Jun 2018 | Same time last year |
|-----------------|-------------------|---------------------|
| All specialties | 0                 | 0                   |

\* Suppressed due to small numbers and to protect privacy. Relevant graphs are also suppressed.  
 < 5 Less than five patients. For measures by urgency category, counts are included in an adjacent category. Relevant graphs are also suppressed.

1. Excluding staged procedures.
2. Excluding staged procedures and cystoscopy.
3. Including non-urgent cystoscopy.
4. Excludes the total number of days the patient was coded as 'not ready for surgery'.
5. This is the number of days it took for half of patients who received elective surgery during the period to be admitted and receive their surgery. The other half took equal to or longer than the median to be admitted for surgery.
6. This is the number of days it took for 90% of patients who received elective surgery during the period to be admitted and receive their surgery. The final 10% of patients took equal to or longer than the 90th percentile.
7. The procedures included in this list are procedures which are high volume; some may be associated with long waiting periods. For a description of these procedures see *Elective Surgery Glossary of Common Procedures, December 2012*.
8. Includes staged procedures, non-urgent cystoscopy, and patients currently not available for personal reasons.

For more information: For details of methods, see the *Technical Supplement: Elective surgery measures, January to March 2018*.

**Note:** All percentages rounded to whole numbers and therefore percentages may not add to 100%.

**Source:** Waiting List Collection On-Line System, NSW Health (extracted 16 July 2018.).