

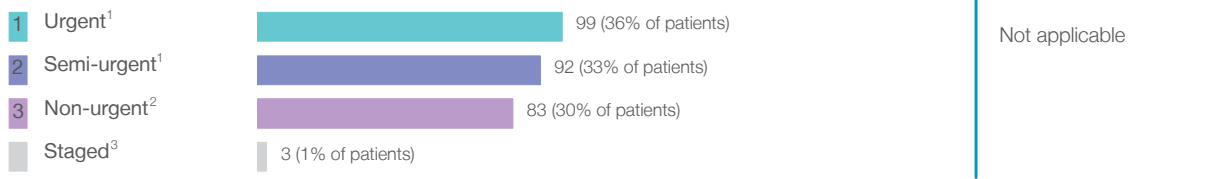
## Northern Beaches Hospital results cover publicly contracted services from its opening on 31 October 2018

BHI cautions against comparing elective surgery results for Northern Beaches Hospital with other hospitals because results only cover part of the reporting period, between its opening on 31 October 2018 and the end of the quarter on 31 December 2018.

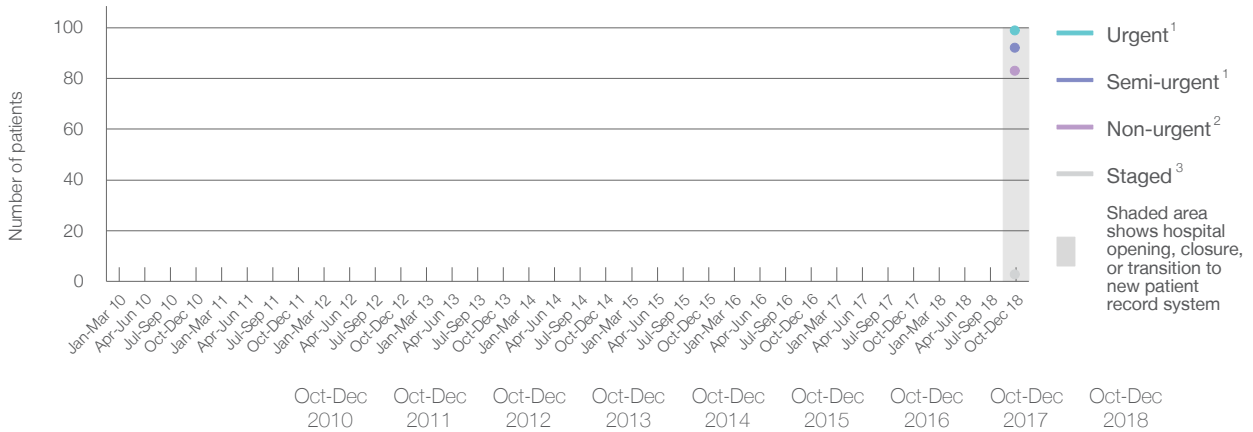
### Northern Beaches Hospital: Elective surgery performed

October to December 2018

Patients who received elective surgery by urgency category: 277 patients



Patients who received elective surgery by urgency category by quarter, January 2010 to December 2018



	Oct-Dec 2010	Oct-Dec 2011	Oct-Dec 2012	Oct-Dec 2013	Oct-Dec 2014	Oct-Dec 2015	Oct-Dec 2016	Oct-Dec 2017	Oct-Dec 2018
All categories									277
Urgent <sup>1</sup>									99
Semi-urgent <sup>1</sup>									92
Non-urgent <sup>2</sup>									83
Staged <sup>3</sup>									3

More information is available on BHI's interactive portal at [www.bhi.nsw.gov.au/healthcare\\_observer](http://www.bhi.nsw.gov.au/healthcare_observer)

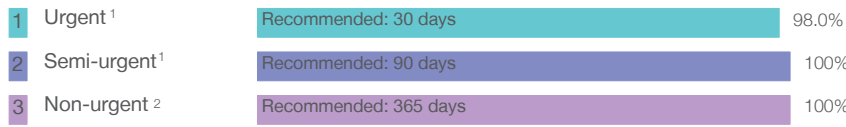
# Northern Beaches Hospital results cover publicly contracted services from its opening on 31 October 2018

BHI cautions against comparing elective surgery results for Northern Beaches Hospital with other hospitals because results only cover part of the reporting period, between its opening on 31 October 2018 and the end of the quarter on 31 December 2018.

## Northern Beaches Hospital: Time waited to receive elective surgery

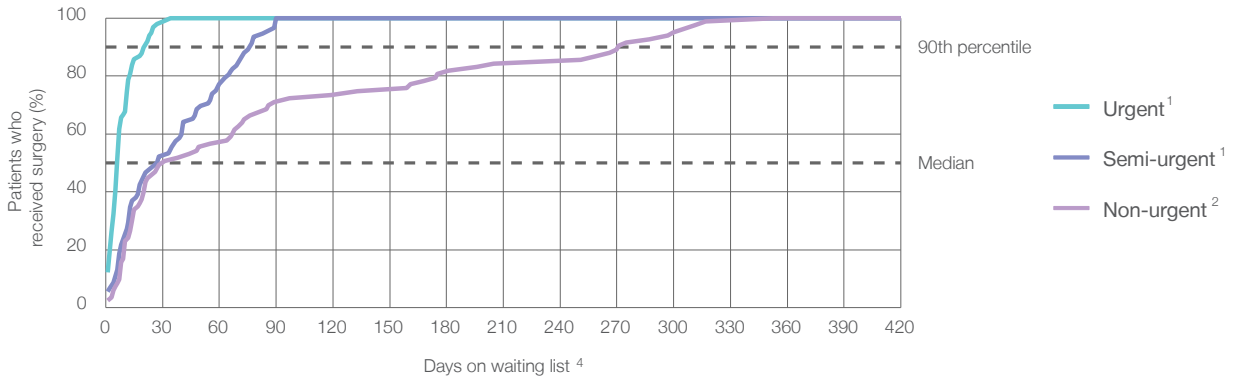
October to December 2018

Percentage of patients who received surgery within the clinically recommended timeframe



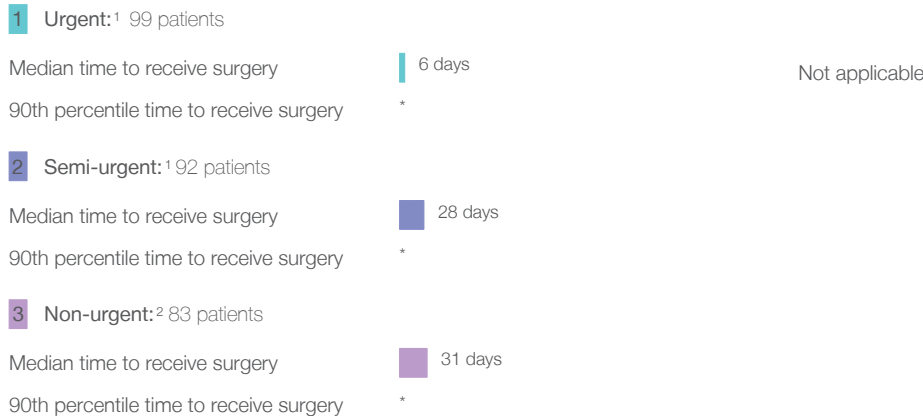
Same period last year  
Peer group (this period)  
Not applicable

Percentage of patients who received elective surgery by waiting time (days)



This hospital (same period last year)  
Peer group (same period last year)  
Not applicable

Waiting time (days) for people who received surgery by urgency category



Peer group (this period)  
Not applicable

Not applicable

More information is available on BHI's interactive portal at [www.bhi.nsw.gov.au/healthcare\\_observer](http://www.bhi.nsw.gov.au/healthcare_observer)

## Northern Beaches Hospital results cover publicly contracted services from its opening on 31 October 2018

BHI cautions against comparing elective surgery results for Northern Beaches Hospital with other hospitals because results only cover part of the reporting period, between its opening on 31 October 2018 and the end of the quarter on 31 December 2018.

### Northern Beaches Hospital: Time waited to receive elective surgery

October to December 2018

#### Median<sup>5</sup> waiting time (days) for patients who received elective surgery by specialty of surgeon

		Same period last year	Peer group (this period)
Cardiothoracic surgery	* (< 5 patients)		
Ear, nose and throat surgery	6 days (18 patients)		
General surgery	12 days (71 patients)		
Gynaecology	15 days (39 patients)		
Medical	n/a (0 patients)		
Neurosurgery	n/a (0 patients)		
Ophthalmology	n/a (0 patients)		
Orthopaedic surgery	68 days (61 patients)		
Plastic surgery	44 days (45 patients)		
Urology	8 days (30 patients)		
Vascular surgery	6 days (11 patients)		

#### Median<sup>5</sup> waiting time (days) for patients who received elective surgery by common procedures<sup>7</sup>

		Same period last year	Peer group (this period)
Abdominal hysterectomy	* (6 patients)		
Cataract extraction	n/a (0 patients)		
Cholecystectomy	* (5 patients)		
Coronary artery bypass graft	n/a (0 patients)		
Cystoscopy	15 days (13 patients)		
Haemorrhoidectomy	* (< 5 patients)		
Hysteroscopy	8 days (14 patients)		
Inguinal herniorrhaphy	* (9 patients)		
Myringoplasty / Tympanoplasty	* (< 5 patients)		
Myringotomy	* (< 5 patients)		
Other - General	* (< 5 patients)		
Prostatectomy	n/a (0 patients)		
Septoplasty	* (< 5 patients)		
Tonsillectomy	* (6 patients)		
Total hip replacement	228 days (12 patients)		
Total knee replacement	* (8 patients)		
Varicose veins stripping and ligation	* (< 5 patients)		

More information is available on BHI's interactive portal at [www.bhi.nsw.gov.au/healthcare\\_observer](http://www.bhi.nsw.gov.au/healthcare_observer)

## Northern Beaches Hospital results cover publicly contracted services from its opening on 31 October 2018

BHI cautions against comparing elective surgery results for Northern Beaches Hospital with other hospitals because results only cover part of the reporting period, between its opening on 31 October 2018 and the end of the quarter on 31 December 2018.

### Northern Beaches Hospital: Elective surgery waiting list

October to December 2018

Patients ready for surgery on waiting list at start of quarter: Not applicable

Patients ready for surgery on waiting list at end of quarter: 602 patients

Patients not ready for surgery<sup>8</sup> on waiting list at end of quarter: 100 patients

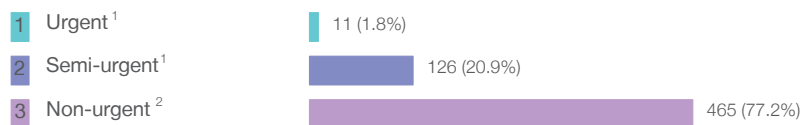
Same period last year    Change since one year ago

Not applicable

### Northern Beaches Hospital: Patients ready for elective surgery

as at 31st December 2018

Patients ready for surgery on waiting list by urgency category: 602 patients



Same period last year    Change since one year ago

Not applicable

More information is available on BHI's interactive portal at [www.bhi.nsw.gov.au/healthcare\\_observer](http://www.bhi.nsw.gov.au/healthcare_observer)

## Northern Beaches Hospital results cover publicly contracted services from its opening on 31 October 2018

BHI cautions against comparing elective surgery results for Northern Beaches Hospital with other hospitals because results only cover part of the reporting period, between its opening on 31 October 2018 and the end of the quarter on 31 December 2018.

### Northern Beaches Hospital: Patients ready for elective surgery

as at 31st December 2018

Patients ready for elective surgery by specialty of surgeon: 602 patients

	As at 31 Dec 2018	Same time last year	Change since one year ago
All specialties	602		
Cardiothoracic surgery	< 5	Not applicable	
Ear, nose and throat surgery	31		
General surgery	172		
Gynaecology	41		
Medical	0		
Neurosurgery	0		
Ophthalmology	0		
Orthopaedic surgery	269		
Plastic surgery	54		
Urology	21		
Vascular surgery	13		

Patients ready for elective surgery for common procedures <sup>7</sup>

	As at 31 Dec 2018	Same time last year	Change since one year ago
Abdominal hysterectomy	6		
Cataract extraction	0	Not applicable	
Cholecystectomy	14		
Coronary artery bypass graft	0		
Cystoscopy	8		
Haemorrhoidectomy	6		
Hysteroscopy	23		
Inguinal herniorrhaphy	32		
Myringoplasty / Tympanoplasty	0		
Myringotomy	< 5		
Other - General	5		
Prostatectomy	0		
Septoplasty	13		
Tonsillectomy	10		
Total hip replacement	53		
Total knee replacement	74		
Varicose veins stripping and ligation	11		

More information is available on BHI's interactive portal at [www.bhi.nsw.gov.au/healthcare\\_observer](http://www.bhi.nsw.gov.au/healthcare_observer)

## Northern Beaches Hospital results cover publicly contracted services from its opening on 31 October 2018

BHI cautions against comparing elective surgery results for Northern Beaches Hospital with other hospitals because results only cover part of the reporting period, between its opening on 31 October 2018 and the end of the quarter on 31 December 2018.

### Northern Beaches Hospital: Patients ready for elective surgery as at 31st December 2018

Patients ready for elective surgery, on the waiting list for longer than 12 months

	As at 31 Dec 2018	Same time last year
All specialties	0	n/a

More information is available on BHI's interactive portal at [www.bhi.nsw.gov.au/healthcare\\_observer](http://www.bhi.nsw.gov.au/healthcare_observer)

- \* Suppressed due to small numbers and to protect privacy. Relevant graphs are also suppressed.
- < 5 Less than five patients. For measures by urgency category, counts are included in an adjacent category. Relevant graphs are also suppressed.
1. Excluding staged procedures.
  2. Excluding staged procedures and cystoscopy.
  3. Including non-urgent cystoscopy.
  4. Excludes the total number of days the patient was coded as 'not ready for surgery'.
  5. This is the number of days it took for half of patients who received elective surgery during the period to be admitted and receive their surgery. The other half took equal to or longer than the median to be admitted for surgery.
  6. This is the number of days it took for 90% of patients who received elective surgery during the period to be admitted and receive their surgery. The final 10% of patients took equal to or longer than the 90th percentile.
  7. The procedures included in this list are procedures which are high volume; some may be associated with long waiting periods. For a description of these procedures see *Elective Surgery Glossary of Common Procedures, December 2012*.
  8. Includes staged procedures, non-urgent cystoscopy, and patients currently not available for personal reasons.
- For more information: For details of methods, see the *Technical Supplement: Emergency department, ambulance, admitted patients and elective surgery, October to December 2018*.
- Note:** All percentages rounded to whole numbers and therefore percentages may not add to 100%.
- Source:** Waiting List Collection On-Line System, NSW Health (extracted 21 January 2019.).