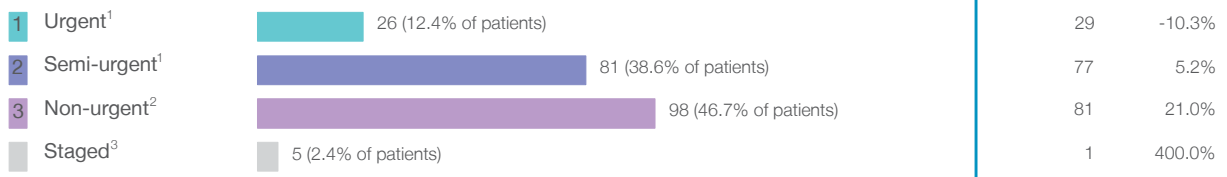
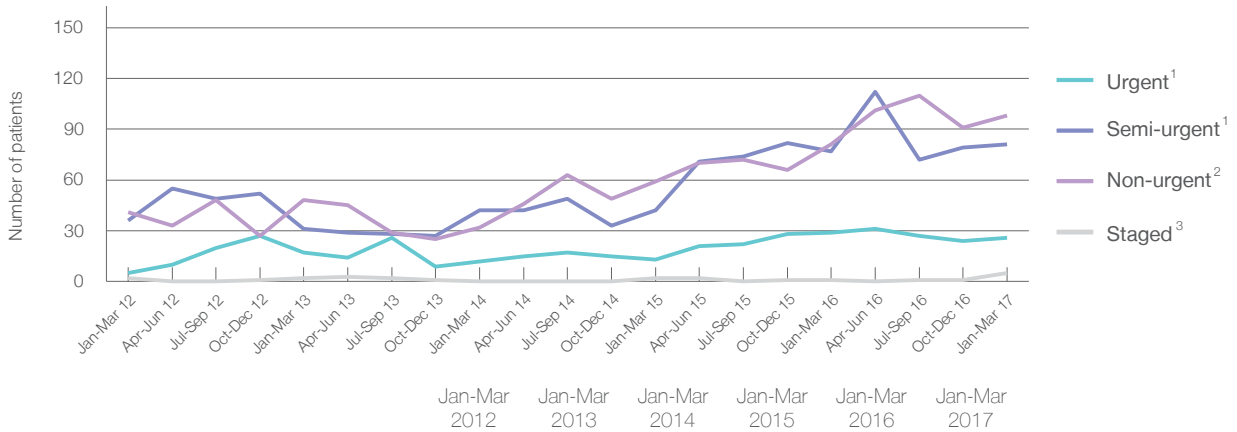


Blue Mountains District Anzac Memorial Hospital: Elective surgery performed January to March 2017

Patients who received elective surgery by urgency category: 210 patients



Patients who received elective surgery by urgency category by quarter, January 2012 to March 2017



	Jan-Mar 2012	Jan-Mar 2013	Jan-Mar 2014	Jan-Mar 2015	Jan-Mar 2016	Jan-Mar 2017
All categories	84	98	86	116	188	210
Urgent ¹	5	17	12	13	29	26
Semi-urgent ¹	36	31	42	42	77	81
Non-urgent ²	41	48	32	59	81	98
Staged ³	2	2	0	2	1	5

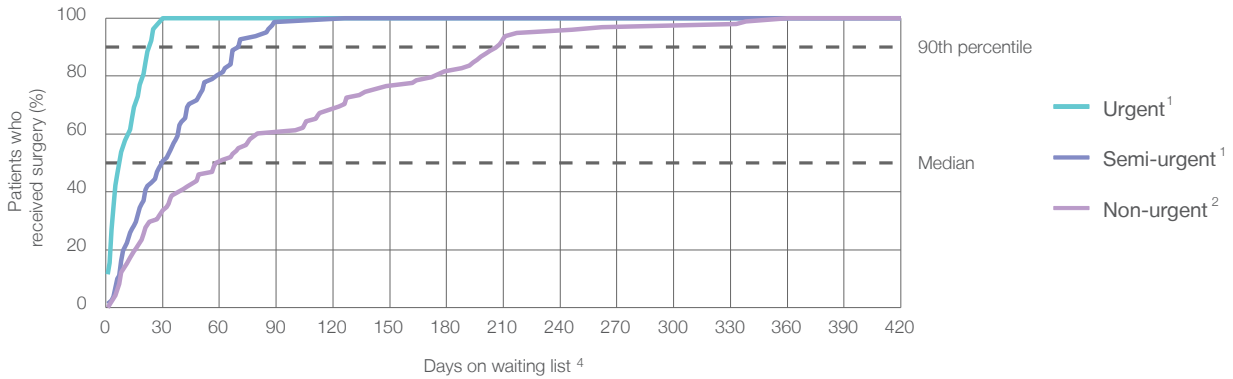
Blue Mountains District Anzac Memorial Hospital: Time waited to receive elective surgery

January to March 2017

Percentage of patients who received surgery within the clinically recommended timeframe

	Recommended:		Same period last year	Peer group (this period)
1 Urgent ¹	30 days	100%	96.6%	99.8%
2 Semi-urgent ¹	90 days	98.8%	100%	99.4%
3 Non-urgent ²	365 days	100%	97.5%	99.6%

Percentage of patients who received elective surgery by waiting time (days)



Waiting time (days) for people who received surgery by urgency category

	Peer group (this period)	This hospital (same period last year)	Peer group (same period last year)
1 Urgent: ¹ 26 patients			
Median time to receive surgery	8 days	13	8
90th percentile time to receive surgery	*	25	* 25
2 Semi-urgent: ¹ 81 patients			
Median time to receive surgery	30 days	41	38
90th percentile time to receive surgery	*	77	* 78
3 Non-urgent: ² 98 patients			
Median time to receive surgery	60 days	179	105
90th percentile time to receive surgery	*	329	* 334

Blue Mountains District Anzac Memorial Hospital: Time waited to receive elective surgery

January to March 2017

Median ⁵ waiting time (days) for patients who received elective surgery by specialty of surgeon		Same period last year	Peer group (this period)
Cardiothoracic surgery	n/a (0 patients)	n/a	n/a
Ear, nose and throat surgery	n/a (0 patients)	n/a	114
General surgery	21 days (121 patients)	19	36
Gynaecology	59 days (81 patients)	59	35
Medical	* (< 5 patients)	*	10
Neurosurgery	n/a (0 patients)	n/a	n/a
Ophthalmology	n/a (0 patients)	n/a	191
Orthopaedic surgery	n/a (0 patients)	n/a	89
Plastic surgery	n/a (0 patients)	n/a	n/a
Urology	n/a (0 patients)	n/a	52
Vascular surgery	* (< 5 patients)	*	158

Median ⁵ waiting time (days) for patients who received elective surgery by common procedures ⁷		Same period last year	Peer group (this period)
Abdominal hysterectomy	42 days (16 patients)	*	45
Cataract extraction	n/a (0 patients)	n/a	196
Cholecystectomy	28 days (41 patients)	19	39
Coronary artery bypass graft	n/a (0 patients)	n/a	n/a
Cystoscopy	* (< 5 patients)	n/a	37
Haemorrhoidectomy	* (< 5 patients)	*	73
Hysteroscopy	30 days (30 patients)	42	30
Inguinal herniorrhaphy	49 days (26 patients)	21	70
Myringoplasty / Tympanoplasty	n/a (0 patients)	n/a	*
Myringotomy	n/a (0 patients)	n/a	*
Other - General	8 days (17 patients)	14	27
Prostatectomy	n/a (0 patients)	n/a	71
Septoplasty	n/a (0 patients)	n/a	227
Tonsillectomy	n/a (0 patients)	n/a	167
Total hip replacement	n/a (0 patients)	n/a	n/a
Total knee replacement	n/a (0 patients)	n/a	n/a
Varicose veins stripping and ligation	* (< 5 patients)	*	163

Blue Mountains District Anzac Memorial Hospital: Elective surgery waiting list

January to March 2017

	Same period last year	Change since one year ago
Patients ready for surgery on waiting list at start of quarter: 103 patients	144	-28.5%
Patients ready for surgery on waiting list at end of quarter: 147 patients	183	-19.7%
Patients not ready for surgery ⁸ on waiting list at end of quarter: 19 patients	15	26.7%

Blue Mountains District Anzac Memorial Hospital: Patients ready for elective surgery

as at 31st March 2017

Patients ready for surgery on waiting list by urgency category: 147 patients

	Same period last year	Change since one year ago
1 Urgent ¹ < 5	< 5	*
2 Semi-urgent ¹ 66 (44.9%)	57	17.0%
3 Non-urgent ² 81 (55.1%)	126	-35.7%

Blue Mountains District Anzac Memorial Hospital: Patients ready for elective surgery as at 31st March 2017

Patients ready for elective surgery by specialty of surgeon: 147 patients

	As at 31 Mar 2017	Same time last year	Change since one year ago
All specialties	147	183	-19.7%
Cardiothoracic surgery	0	0	n/a
Ear, nose and throat surgery	0	0	n/a
General surgery	70	116	-39.7%
Gynaecology	71	65	9.2%
Medical	< 5	0	n/a
Neurosurgery	0	0	n/a
Ophthalmology	0	0	n/a
Orthopaedic surgery	0	0	n/a
Plastic surgery	0	0	n/a
Urology	0	0	n/a
Vascular surgery	< 5	< 5	*

Patients ready for elective surgery for common procedures⁷

	As at 31 Mar 2017	Same time last year	Change since one year ago
Abdominal hysterectomy	13	15	-13.3%
Cataract extraction	0	< 5	n/a
Cholecystectomy	14	42	-66.7%
Coronary artery bypass graft	0	< 5	n/a
Cystoscopy	0	< 5	n/a
Haemorrhoidectomy	< 5	< 5	n/a
Hysteroscopy	10	16	-37.5%
Inguinal herniorrhaphy	12	23	-47.8%
Myringoplasty / Tympanoplasty	0	< 5	n/a
Myringotomy	0	< 5	n/a
Other - General	8	11	-27.3%
Prostatectomy	0	< 5	n/a
Septoplasty	0	< 5	n/a
Tonsillectomy	0	< 5	n/a
Total hip replacement	0	< 5	n/a
Total knee replacement	0	< 5	n/a
Varicose veins stripping and ligation	< 5	< 5	*

Blue Mountains District Anzac Memorial Hospital: Patients ready for elective surgery as at 31st March 2017

Patients ready for elective surgery, on the waiting list for longer than 12 months

	As at 31 Mar 2017	Same time last year
All specialties	0	< 5

* Suppressed due to small numbers and to protect privacy. Relevant graphs are also suppressed.

< 5 Less than five patients. For measures by urgency category, counts are included in an adjacent category. Relevant graphs are also suppressed.

1. Excluding staged procedures.
2. Excluding staged procedures and cystoscopy.
3. Including non-urgent cystoscopy.
4. Excludes the total number of days the patient was coded as 'not ready for surgery'.
5. This is the number of days it took for half of patients who received elective surgery during the period to be admitted and receive their surgery. The other half took equal to or longer than the median to be admitted for surgery.
6. This is the number of days it took for 90% of patients who received elective surgery during the period to be admitted and receive their surgery. The final 10% of patients took equal to or longer than the 90th percentile.
7. The procedures included in this list are procedures which are high volume; some may be associated with long waiting periods. For a description of these procedures see *Elective Surgery Glossary of Common Procedures, December 2012*.
8. Includes staged procedures, non-urgent cystoscopy, and patients currently not available for personal reasons.

For more information: For details of methods, see the *Technical Supplement: Elective surgery measures, July to September 2016*.

Note: All percentages rounded to whole numbers and therefore percentages may not add to 100%.

Source: Waiting List Collection On-Line System, NSW Health (extracted 18 April 2017.).