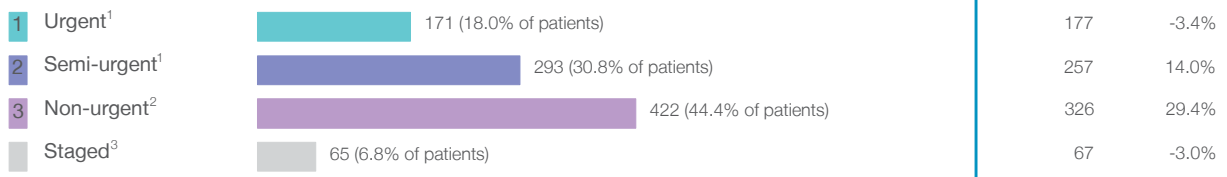


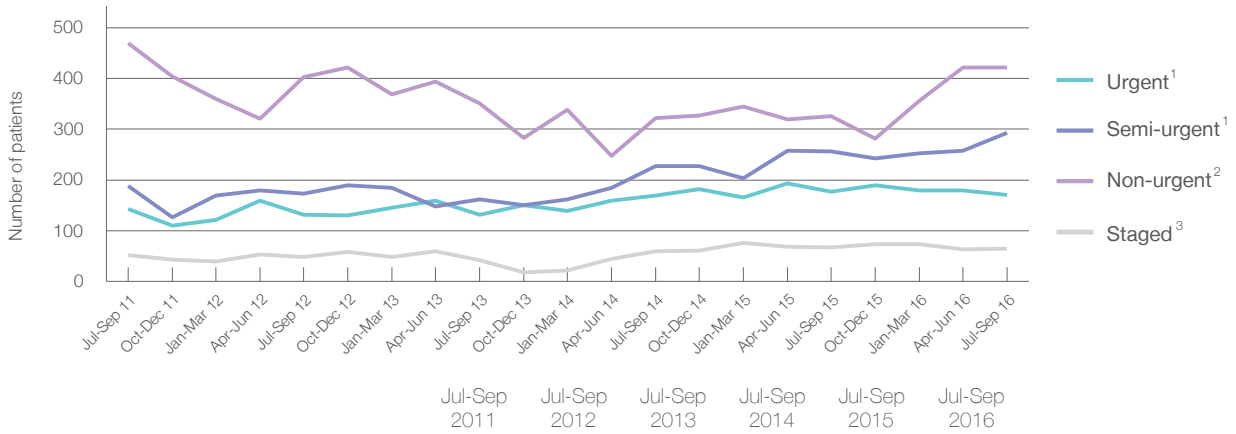
Shoalhaven District Memorial Hospital: Elective surgery performed

July to September 2016

Patients who received elective surgery by urgency category: 951 patients



Patients who received elective surgery by urgency category by quarter, July 2011 to September 2016



	Jul-Sep 2011	Jul-Sep 2012	Jul-Sep 2013	Jul-Sep 2014	Jul-Sep 2015	Jul-Sep 2016
All categories	852	755	687	779	827	951
Urgent ¹	143	131	132	169	177	171
Semi-urgent ¹	188	173	162	228	257	293
Non-urgent ²	469	402	351	322	326	422
Staged ³	52	49	42	60	67	65

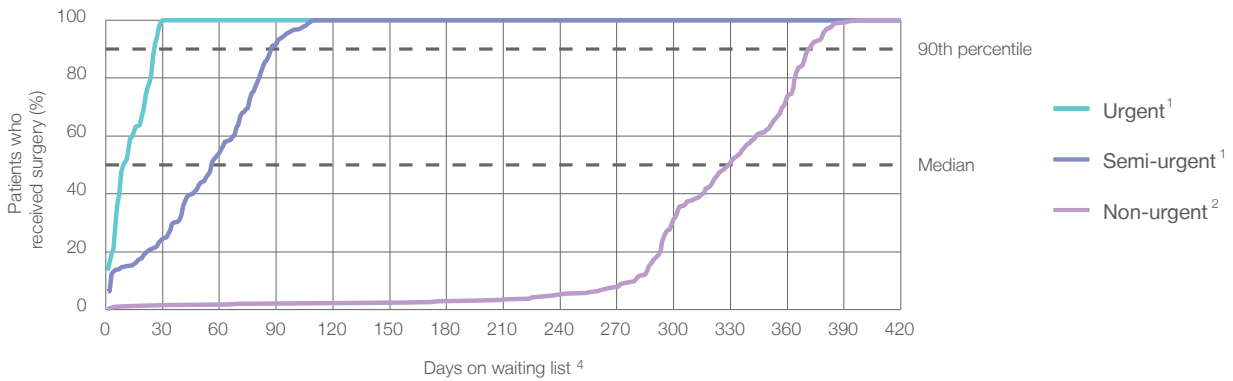
Shoalhaven District Memorial Hospital: Time waited to receive elective surgery

July to September 2016

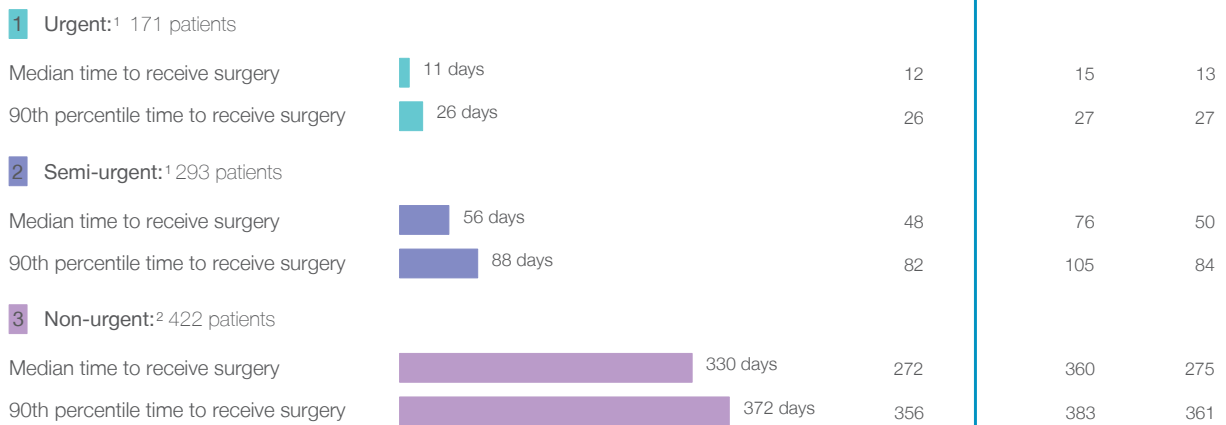
Percentage of patients who received surgery within the clinically recommended timeframe



Percentage of patients who received elective surgery by waiting time (days)



Waiting time (days) for people who received surgery by urgency category



Shoalhaven District Memorial Hospital: Time waited to receive elective surgery

July to September 2016

Median ⁵ waiting time (days) for patients who received elective surgery by specialty of surgeon		Same period last year	Peer group (this period)
Cardiothoracic surgery	n/a (0 patients)	n/a	*
Ear, nose and throat surgery	322 days (83 patients)	354	263
General surgery	35 days (209 patients)	42	49
Gynaecology	35 days (131 patients)	36	49
Medical	n/a (0 patients)	*	21
Neurosurgery	n/a (0 patients)	n/a	n/a
Ophthalmology	301 days (221 patients)	355	295
Orthopaedic surgery	308 days (88 patients)	329	224
Plastic surgery	69 days (113 patients)	85	69
Urology	58 days (106 patients)	26	46
Vascular surgery	n/a (0 patients)	n/a	20

Median ⁵ waiting time (days) for patients who received elective surgery by common procedures ⁷		Same period last year	Peer group (this period)
Abdominal hysterectomy	77 days (10 patients)	88	76
Cataract extraction	302 days (219 patients)	359	299
Cholecystectomy	63 days (36 patients)	29	60
Coronary artery bypass graft	n/a (0 patients)	n/a	n/a
Cystoscopy	77 days (32 patients)	25	39
Haemorrhoidectomy	* (5 patients)	*	54
Hysteroscopy	27 days (38 patients)	63	34
Inguinal herniorrhaphy	320 days (32 patients)	316	93
Myringoplasty / Tympanoplasty	* (< 5 patients)	*	308
Myringotomy	n/a (0 patients)	n/a	36
Other - General	* (< 5 patients)	*	34
Prostatectomy	5 days (17 patients)	62	62
Septoplasty	327 days (14 patients)	365	318
Tonsillectomy	323 days (31 patients)	355	286
Total hip replacement	330 days (17 patients)	*	276
Total knee replacement	358 days (23 patients)	363	304
Varicose veins stripping and ligation	n/a (0 patients)	n/a	175

Shoalhaven District Memorial Hospital: Elective surgery waiting list

July to September 2016

Patients ready for surgery on waiting list at start of quarter: 1,649 patients

Patients ready for surgery on waiting list at end of quarter: 1,571 patients

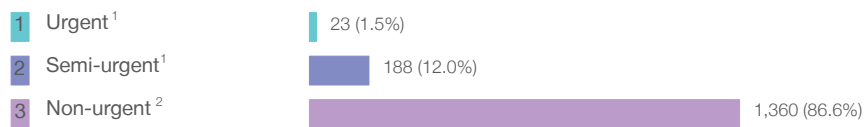
Patients not ready for surgery⁸ on waiting list at end of quarter: 232 patients

	Same period last year	Change since one year ago
Patients ready for surgery on waiting list at start of quarter	1,520	8.5%
Patients ready for surgery on waiting list at end of quarter	1,553	1.2%
Patients not ready for surgery ⁸ on waiting list at end of quarter	277	-16.2%

Shoalhaven District Memorial Hospital: Patients ready for elective surgery

as at 30th September 2016

Patients ready for surgery on waiting list by urgency category: 1,571 patients



	Same period last year	Change since one year ago
Urgent ¹	18	27.8%
Semi-urgent ¹	205	-8.3%
Non-urgent ²	1,330	2.3%

Shoalhaven District Memorial Hospital: Patients ready for elective surgery as at 30th September 2016

Patients ready for elective surgery by specialty of surgeon: 1,571 patients

	As at 30 Sep 2016	Same time last year	Change since one year ago
All specialties	1,571	1,553	1.2%
Cardiothoracic surgery	0	0	n/a
Ear, nose and throat surgery	243	283	-14.1%
General surgery	247	195	26.7%
Gynaecology	85	142	-40.1%
Medical	0	0	n/a
Neurosurgery	0	0	n/a
Ophthalmology	548	592	-7.4%
Orthopaedic surgery	203	170	19.4%
Plastic surgery	188	139	35.3%
Urology	57	32	78.1%
Vascular surgery	0	0	n/a

Patients ready for elective surgery for common procedures ⁷

	As at 30 Sep 2016	Same time last year	Change since one year ago
Abdominal hysterectomy	14	7	100.0%
Cataract extraction	539	580	-7.1%
Cholecystectomy	48	24	100.0%
Coronary artery bypass graft	0	< 5	n/a
Cystoscopy	13	9	44.4%
Haemorrhoidectomy	14	15	-6.7%
Hysteroscopy	9	23	-60.9%
Inguinal herniorrhaphy	64	58	10.3%
Myringoplasty / Tympanoplasty	10	< 5	*
Myringotomy	< 5	< 5	*
Other - General	< 5	< 5	*
Prostatectomy	17	7	142.9%
Septoplasty	42	50	-16.0%
Tonsillectomy	84	115	-27.0%
Total hip replacement	34	24	41.7%
Total knee replacement	77	76	1.3%
Varicose veins stripping and ligation	0	< 5	n/a

Shoalhaven District Memorial Hospital: Patients ready for elective surgery as at 30th September 2016

Patients ready for elective surgery, on the waiting list for longer than 12 months

	As at 30 Sep 2016	Same time last year
All specialties	0	< 5

* Suppressed due to small numbers and to protect privacy. Relevant graphs are also suppressed.

< 5 Less than five patients. For measures by urgency category, counts are included in an adjacent category. Relevant graphs are also suppressed.

1. Excluding staged procedures.
2. Excluding staged procedures and cystoscopy.
3. Including non-urgent cystoscopy.
4. Excludes the total number of days the patient was coded as 'not ready for surgery'.
5. This is the number of days it took for half of patients who received elective surgery during the period to be admitted and receive their surgery. The other half took equal to or longer than the median to be admitted for surgery.
6. This is the number of days it took for 90% of patients who received elective surgery during the period to be admitted and receive their surgery. The final 10% of patients took equal to or longer than the 90th percentile.
7. The procedures included in this list are procedures which are high volume; some may be associated with long waiting periods. For a description of these procedures see *Elective Surgery Glossary of Common Procedures, December 2012*.
8. Includes staged procedures, non-urgent cystoscopy, and patients currently not available for personal reasons.

For more information: For details of methods, see the *Technical Supplement: Elective surgery measures, July to September 2016*.

Note: All percentages rounded to whole numbers and therefore percentages may not add to 100%.

Source: Waiting List Collection On-Line System, NSW Health (extracted 17 October 2016.).