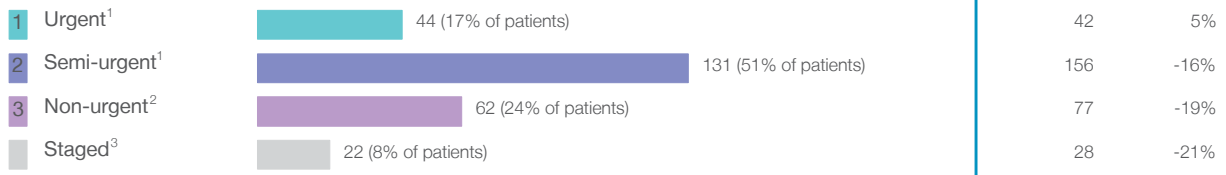


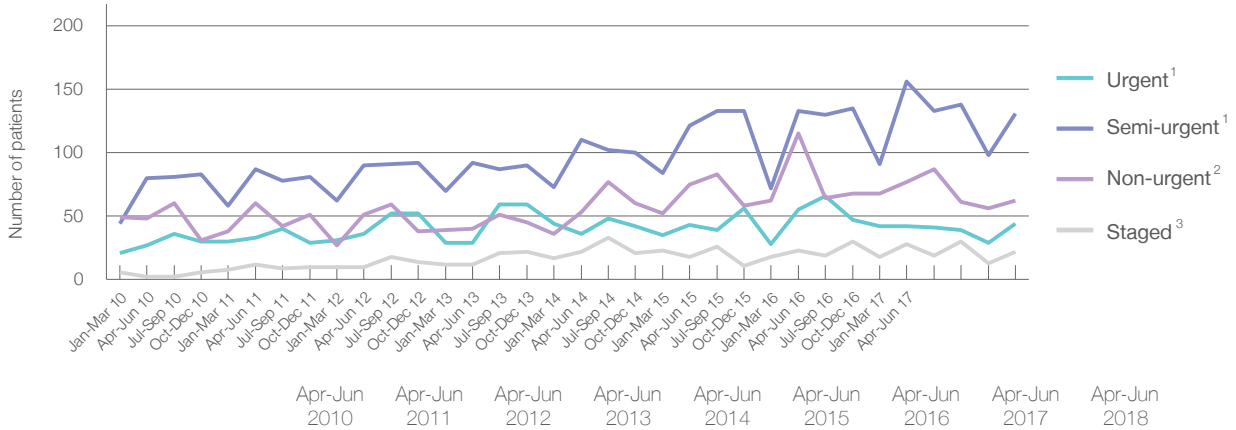
Ballina District Hospital: Elective surgery performed

April to June 2018

Patients who received elective surgery by urgency category: 259 patients



Patients who received elective surgery by urgency category by quarter, April 2013 to June 2018



Urgency Category	Apr-Jun 2010	Apr-Jun 2011	Apr-Jun 2012	Apr-Jun 2013	Apr-Jun 2014	Apr-Jun 2015	Apr-Jun 2016	Apr-Jun 2017	Apr-Jun 2018
All categories	157	192	187	173	221	257	326	303	259
Urgent ¹	27	33	36	29	36	43	55	42	44
Semi-urgent ¹	80	87	90	92	110	121	133	156	131
Non-urgent ²	48	60	51	40	53	75	115	77	62
Staged ³	2	12	10	12	22	18	23	28	22

Ballina District Hospital: Time waited to receive elective surgery

April to June 2018

Percentage of patients who received surgery within the clinically recommended timeframe

	Recommended: (days)	Percentage	Same period last year	Peer group (this period)
1 Urgent ¹	30 days	100%	100%	99.6%
2 Semi-urgent ¹	90 days	96.9%	99.4%	99.2%
3 Non-urgent ²	365 days	100%	93.5%	99.9%

Percentage of patients who received elective surgery by waiting time (days)



Waiting time (days) for people who received surgery by urgency category

	Peer group (this period)	This hospital (same period last year)	Peer group (same period last year)
1 Urgent: ¹ 44 patients			
Median time to receive surgery	13	15	13
90th percentile time to receive surgery	26	*	27
2 Semi-urgent: ¹ 131 patients			
Median time to receive surgery	37	49	39
90th percentile time to receive surgery	73	85	77
3 Non-urgent: ² 62 patients			
Median time to receive surgery	141	216	174
90th percentile time to receive surgery	316	*	327

Ballina District Hospital: Time waited to receive elective surgery

April to June 2018

Median ⁵ waiting time (days) for patients who received elective surgery by specialty of surgeon		Same period last year	Peer group (this period)
Cardiothoracic surgery	n/a (0 patients)	n/a	n/a
Ear, nose and throat surgery	32 days (22 patients)	151	185
General surgery	46 days (121 patients)	55	33
Gynaecology	56 days (36 patients)	46	42
Medical	n/a (0 patients)	n/a	33
Neurosurgery	n/a (0 patients)	n/a	n/a
Ophthalmology	n/a (0 patients)	n/a	140
Orthopaedic surgery	n/a (0 patients)	n/a	81
Plastic surgery	n/a (0 patients)	n/a	n/a
Urology	32 days (52 patients)	47	31
Vascular surgery	224 days (28 patients)	178	193

Median ⁵ waiting time (days) for patients who received elective surgery by common procedures ⁷		Same period last year	Peer group (this period)
Abdominal hysterectomy	n/a (0 patients)	n/a	49
Cataract extraction	n/a (0 patients)	n/a	155
Cholecystectomy	* (6 patients)	*	34
Coronary artery bypass graft	n/a (0 patients)	n/a	n/a
Cystoscopy	26 days (47 patients)	16	25
Haemorrhoidectomy	* (< 5 patients)	*	59
Hysteroscopy	18 days (14 patients)	23	28
Inguinal herniorrhaphy	33 days (12 patients)	64	50
Myringoplasty / Tympanoplasty	* (< 5 patients)	*	*
Myringotomy	n/a (0 patients)	*	*
Other - General	n/a (0 patients)	n/a	28
Prostatectomy	n/a (0 patients)	n/a	86
Septoplasty	* (5 patients)	*	293
Tonsillectomy	* (< 5 patients)	*	301
Total hip replacement	n/a (0 patients)	n/a	n/a
Total knee replacement	n/a (0 patients)	n/a	n/a
Varicose veins stripping and ligation	241 days (26 patients)	178	196

Ballina District Hospital: Elective surgery waiting list

April to June 2018

Patients ready for surgery on waiting list at start of quarter: 289 patients

Patients ready for surgery on waiting list at end of quarter: 346 patients

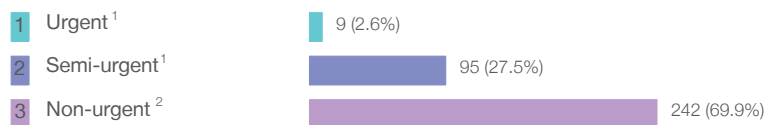
Patients not ready for surgery⁸ on waiting list at end of quarter: 131 patients

	Same period last year	Change since one year ago
Patients ready for surgery on waiting list at start of quarter	365	-21%
Patients ready for surgery on waiting list at end of quarter	327	6%
Patients not ready for surgery ⁸ on waiting list at end of quarter	144	-9%

Ballina District Hospital: Patients ready for elective surgery

as at 30th June 2018

Patients ready for surgery on waiting list by urgency category: 346 patients



	Same period last year	Change since one year ago
Urgent ¹	11	-18%
Semi-urgent ¹	108	-12%
Non-urgent ²	208	16%

Ballina District Hospital: Patients ready for elective surgery
as at 30th June 2018

Patients ready for elective surgery by specialty of surgeon: 346 patients

	As at 30 Jun 2018	Same time last year	Change since one year ago
All specialties	346	327	6%
Cardiothoracic surgery	0	0	n/a
Ear, nose and throat surgery	27	24	13%
General surgery	178	167	7%
Gynaecology	18	29	-38%
Medical	0	6	-100%
Neurosurgery	0	0	n/a
Ophthalmology	0	0	n/a
Orthopaedic surgery	0	0	n/a
Plastic surgery	0	0	n/a
Urology	38	27	41%
Vascular surgery	85	74	15%

Patients ready for elective surgery for common procedures ⁷

	As at 30 Jun 2018	Same time last year	Change since one year ago
Abdominal hysterectomy	0	< 5	n/a
Cataract extraction	0	< 5	n/a
Cholecystectomy	< 5	< 5	*
Coronary artery bypass graft	0	< 5	n/a
Cystoscopy	12	6	100%
Haemorrhoidectomy	5	7	-29%
Hysteroscopy	< 5	8	*
Inguinal herniorrhaphy	23	28	-18%
Myringoplasty / Tympanoplasty	< 5	< 5	n/a
Myringotomy	0	< 5	n/a
Other - General	0	< 5	n/a
Prostatectomy	0	< 5	n/a
Septoplasty	10	12	-17%
Tonsillectomy	9	7	29%
Total hip replacement	0	< 5	n/a
Total knee replacement	0	< 5	n/a
Varicose veins stripping and ligation	84	73	15%

Ballina District Hospital: Patients ready for elective surgery
as at 30th June 2018

Patients ready for elective surgery, on the waiting list for longer than 12 months

	As at 30 Jun 2018	Same time last year
All specialties	0	0

* Suppressed due to small numbers and to protect privacy. Relevant graphs are also suppressed.
 < 5 Less than five patients. For measures by urgency category, counts are included in an adjacent category. Relevant graphs are also suppressed.

1. Excluding staged procedures.
2. Excluding staged procedures and cystoscopy.
3. Including non-urgent cystoscopy.
4. Excludes the total number of days the patient was coded as 'not ready for surgery'.
5. This is the number of days it took for half of patients who received elective surgery during the period to be admitted and receive their surgery. The other half took equal to or longer than the median to be admitted for surgery.
6. This is the number of days it took for 90% of patients who received elective surgery during the period to be admitted and receive their surgery. The final 10% of patients took equal to or longer than the 90th percentile.
7. The procedures included in this list are procedures which are high volume; some may be associated with long waiting periods. For a description of these procedures see *Elective Surgery Glossary of Common Procedures, December 2012*.
8. Includes staged procedures, non-urgent cystoscopy, and patients currently not available for personal reasons.

For more information: For details of methods, see the *Technical Supplement: Elective surgery measures, January to March 2018*.

Note: All percentages rounded to whole numbers and therefore percentages may not add to 100%.

Source: Waiting List Collection On-Line System, NSW Health (extracted 16 July 2018.).