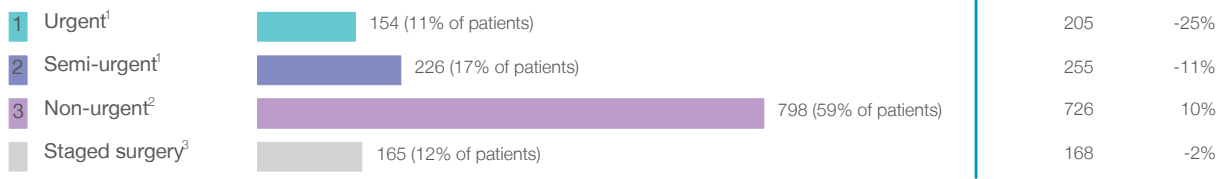
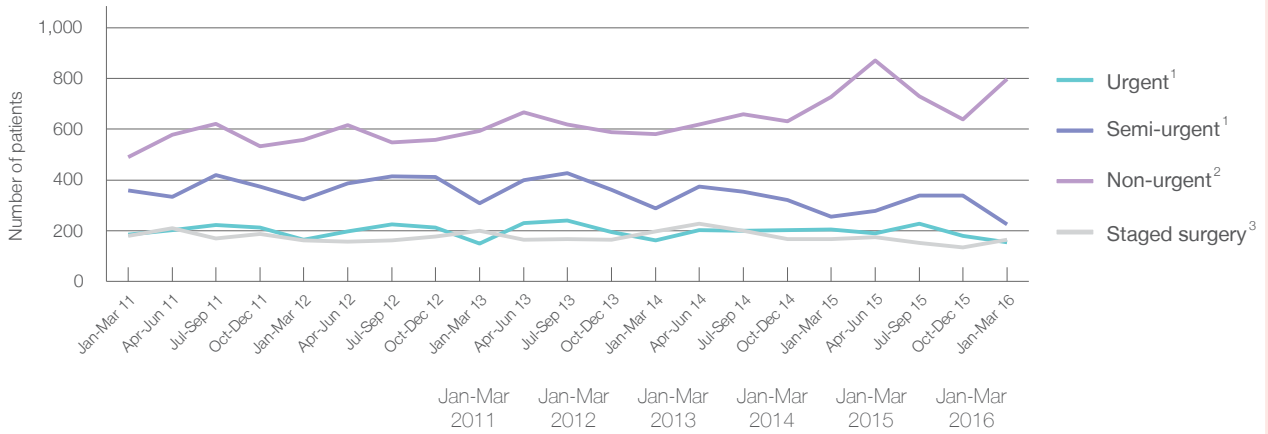


Bankstown / Lidcombe Hospital: Elective surgery performed January to March 2016

Patients who received elective surgery by urgency category: 1,343 patients



Patients who received elective surgery by urgency category by quarter, January 2011 to March 2016



Urgency Category	Jan-Mar 2011	Jan-Mar 2012	Jan-Mar 2013	Jan-Mar 2014	Jan-Mar 2015	Jan-Mar 2016
All categories	1,217	1,210	1,251	1,231	1,354	1,343
Urgent ¹	186	166	149	162	205	154
Semi-urgent ¹	359	324	309	289	255	226
Non-urgent ²	491	558	594	582	726	798
Staged surgery ³	181	162	199	198	168	165

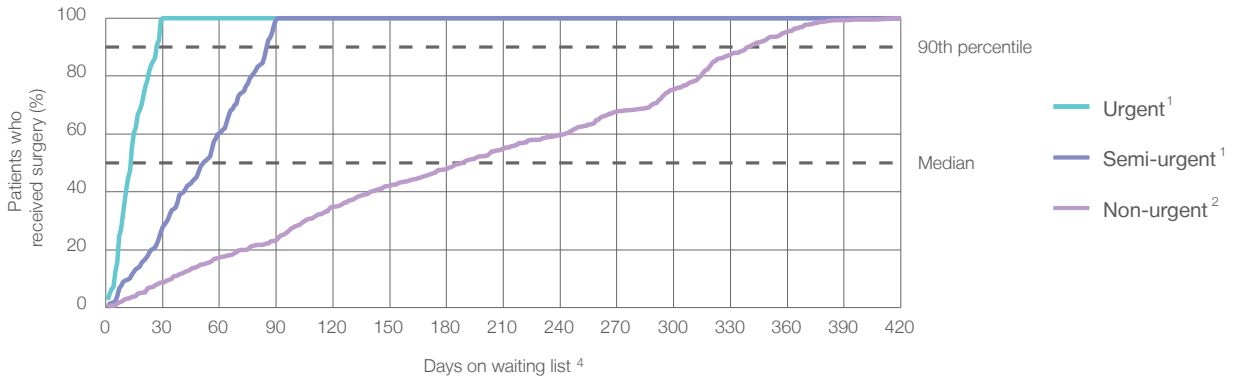
Bankstown / Lidcombe Hospital: Time waited to receive elective surgery

January to March 2016

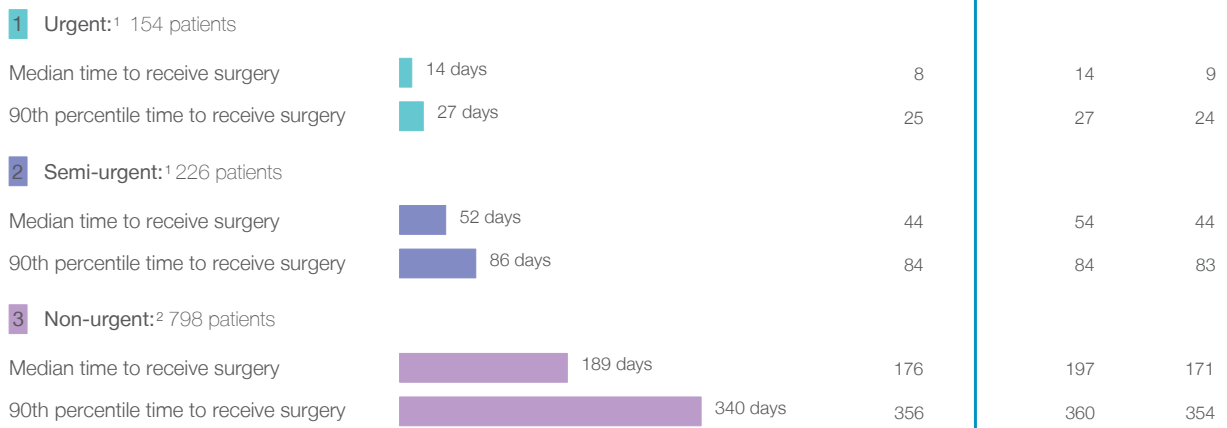
Percentage of patients who received surgery within the clinically recommended timeframe



Percentage of patients who received elective surgery by waiting time (days)



Waiting time (days) for people who received surgery by urgency category



Bankstown / Lidcombe Hospital: Time waited to receive elective surgery

January to March 2016

Median ⁵ waiting time (days) for patients who received elective surgery by specialty of surgeon		Same period last year	Peer group (this period)
Cardiothoracic surgery	n/a (0 patients)	n/a	26
Ear, nose and throat surgery	159 days (128 patients)	286	124
General surgery	50 days (365 patients)	37	30
Gynaecology	84 days (114 patients)	100	29
Medical	n/a (0 patients)	n/a	22
Neurosurgery	90 days (13 patients)	49	57
Ophthalmology	248 days (198 patients)	350	154
Orthopaedic surgery	296 days (164 patients)	272	90
Plastic surgery	30 days (65 patients)	47	28
Urology	51 days (234 patients)	57	35
Vascular surgery	65 days (62 patients)	97	20

Median ⁵ waiting time (days) for patients who received elective surgery by common procedures ⁷		Same period last year	Peer group (this period)
Abdominal hysterectomy	* (8 patients)	106	41
Cataract extraction	251 days (190 patients)	354	169
Cholecystectomy	70 days (64 patients)	44	60
Coronary artery bypass graft	n/a (0 patients)	n/a	28
Cystoscopy	37 days (157 patients)	29	30
Haemorrhoidectomy	* (9 patients)	64	85
Hysteroscopy	63 days (53 patients)	82	34
Inguinal herniorrhaphy	87 days (44 patients)	51	78
Myringoplasty / Tympanoplasty	* (< 5 patients)	*	308
Myringotomy	* (< 5 patients)	n/a	80
Other - General	38 days (41 patients)	25	22
Prostatectomy	90 days (22 patients)	95	73
Septoplasty	* (6 patients)	*	328
Tonsillectomy	185 days (64 patients)	315	281
Total hip replacement	289 days (18 patients)	310	161
Total knee replacement	319 days (58 patients)	280	294
Varicose veins stripping and ligation	106 days (39 patients)	270	106

Bankstown / Lidcombe Hospital: Elective surgery waiting list

January to March 2016

Patients ready for surgery on waiting list at start of quarter: 2,149 patients

Patients ready for surgery on waiting list at end of quarter: 2,114 patients

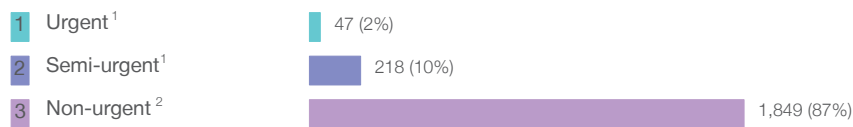
Patients not ready for surgery⁸ on waiting list at end of quarter: 584 patients

	Same period last year	Change since one year ago
Patients ready for surgery on waiting list at start of quarter	2,253	-5%
Patients ready for surgery on waiting list at end of quarter	2,338	-10%
Patients not ready for surgery ⁸ on waiting list at end of quarter	537	9%

Bankstown / Lidcombe Hospital: Patients ready for elective surgery

as at 31st March 2016

Patients ready for surgery on waiting list by urgency category: 2,114 patients



	Same period last year	Change since one year ago
Urgent ¹	29	62%
Semi-urgent ¹	302	-28%
Non-urgent ²	2,007	-8%

Bankstown / Lidcombe Hospital: Patients ready for elective surgery

as at 31st March 2016

Patients ready for elective surgery by specialty of surgeon: 2,114 patients

	As at 31 Mar 2016	Same time last year	Change since one year ago
All specialties	2,114	2,338	-10%
Cardiothoracic surgery	0	0	n/a
Ear, nose and throat surgery	154	362	-57%
General surgery	343	302	14%
Gynaecology	141	154	-8%
Medical	0	0	n/a
Neurosurgery	5	8	-38%
Ophthalmology	545	542	1%
Orthopaedic surgery	634	606	5%
Plastic surgery	81	87	-7%
Urology	110	144	-24%
Vascular surgery	101	133	-24%

Patients ready for elective surgery for common procedures ⁷

	As at 31 Mar 2016	Same time last year	Change since one year ago
Abdominal hysterectomy	8	17	-53%
Cataract extraction	509	490	4%
Cholecystectomy	60	56	7%
Coronary artery bypass graft	0	< 5	n/a
Cystoscopy	26	56	-54%
Haemorrhoidectomy	29	18	61%
Hysteroscopy	57	41	39%
Inguinal herniorrhaphy	69	63	10%
Myringoplasty / Tympanoplasty	5	14	-64%
Myringotomy	< 5	< 5	*
Other - General	26	22	18%
Prostatectomy	39	55	-29%
Septoplasty	16	39	-59%
Tonsillectomy	77	205	-62%
Total hip replacement	80	60	33%
Total knee replacement	235	228	3%
Varicose veins stripping and ligation	94	104	-10%

Bankstown / Lidcombe Hospital: Patients ready for elective surgery

as at 31st March 2016

Patients ready for elective surgery, on the waiting list for longer than 12 months

As at 31 Mar 2016 Same time last year

	As at 31 Mar 2016	Same time last year
All specialties	23	8

* Suppressed due to small numbers and to protect privacy. Relevant graphs are also suppressed.

< 5 Less than five patients. For measures by urgency category, counts are included in an adjacent category. Relevant graphs are also suppressed.

1. Excluding staged procedures.
2. Excluding staged procedures and cystoscopy.
3. Including non-urgent cystoscopy.
4. Excludes the total number of days the patient was coded as 'not ready for surgery'.
5. This is the number of days it took for half of patients who received elective surgery during the period to be admitted and receive their surgery. The other half took equal to or longer than the median to be admitted for surgery.
6. This is the number of days it took for 90% of patients who received elective surgery during the period to be admitted and receive their surgery. The final 10% of patients took equal to or longer than the 90th percentile.
7. The procedures included in this list are procedures which are high volume; some may be associated with long waiting periods. For a description of these procedures see *Elective Surgery Glossary of Common Procedures, December 2012*.
8. Includes staged procedures, non-urgent cystoscopy, and patients currently not available for personal reasons.

For more information: For details of methods, see the *Technical Supplement: Elective surgery measures, January to March 2013*.

Note: All percentages rounded to whole numbers and therefore percentages may not add to 100%.

Source: Waiting List Collection On-Line System, NSW Health (extracted 15 April 2016).