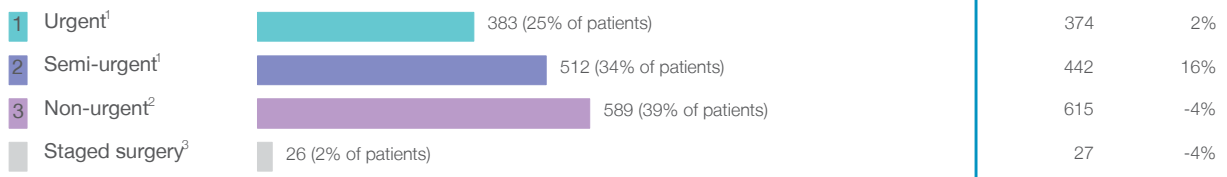


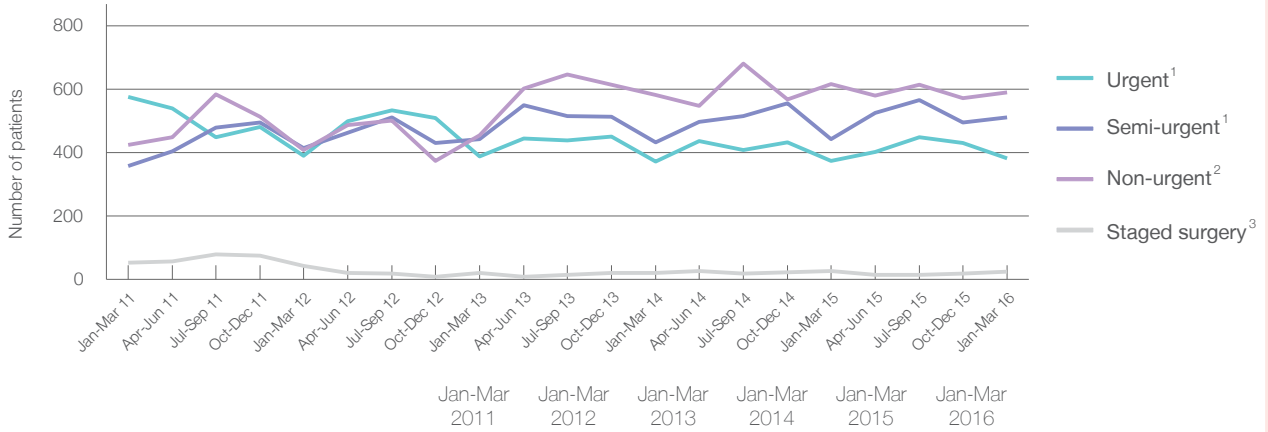
Royal North Shore Hospital: Elective surgery performed

January to March 2016

Patients who received elective surgery by urgency category: 1,510 patients



Patients who received elective surgery by urgency category by quarter, January 2011 to March 2016



Urgency Category	Jan-Mar 2011	Jan-Mar 2012	Jan-Mar 2013	Jan-Mar 2014	Jan-Mar 2015	Jan-Mar 2016
All categories	1,410	1,257	1,306	1,408	1,458	1,510
Urgent ¹	576	391	388	371	374	383
Semi-urgent ¹	357	414	442	433	442	512
Non-urgent ²	424	408	455	582	615	589
Staged surgery ³	53	44	21	22	27	26

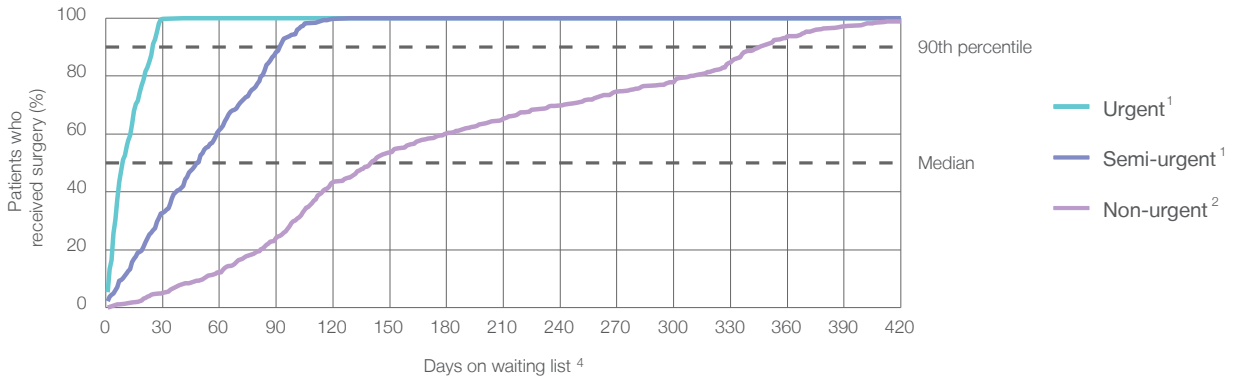
Royal North Shore Hospital: Time waited to receive elective surgery

January to March 2016

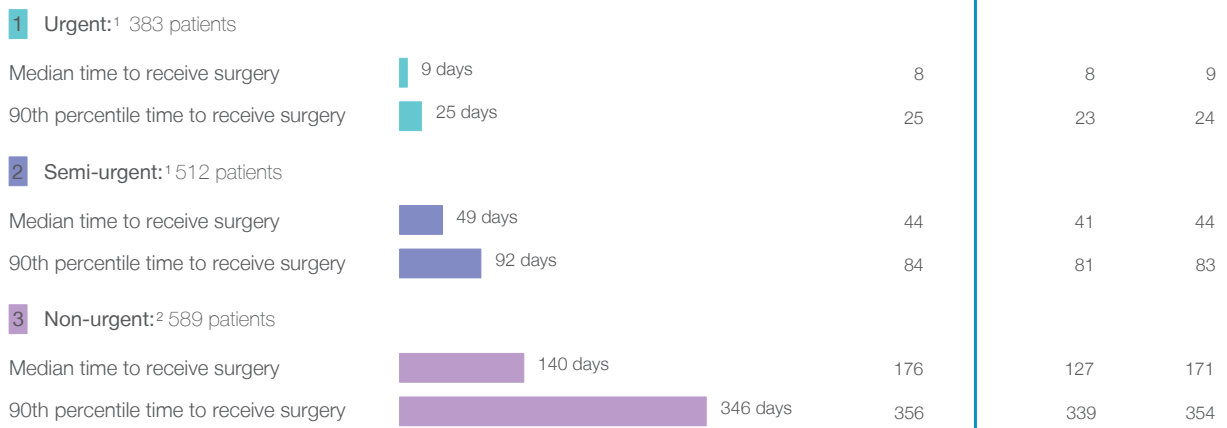
Percentage of patients who received surgery within the clinically recommended timeframe



Percentage of patients who received elective surgery by waiting time (days)



Waiting time (days) for people who received surgery by urgency category



Royal North Shore Hospital: Time waited to receive elective surgery

January to March 2016

Median⁵ waiting time (days) for patients who received elective surgery by specialty of surgeon

Specialty	Median ⁵ waiting time (days) (patients)	Same period last year	Peer group (this period)
Cardiothoracic surgery	38 days (106 patients)	27	26
Ear, nose and throat surgery	94 days (152 patients)	252	124
General surgery	29 days (197 patients)	37	30
Gynaecology	39 days (146 patients)	30	29
Medical	14 days (37 patients)	11	22
Neurosurgery	90 days (79 patients)	35	57
Ophthalmology	76 days (182 patients)	41	154
Orthopaedic surgery	74 days (206 patients)	87	90
Plastic surgery	36 days (153 patients)	29	28
Urology	84 days (186 patients)	65	35
Vascular surgery	22 days (66 patients)	17	20

Median⁵ waiting time (days) for patients who received elective surgery by common procedures⁷

Procedure	Median ⁵ waiting time (days) (patients)	Same period last year	Peer group (this period)
Abdominal hysterectomy	40 days (25 patients)	14	41
Cataract extraction	79 days (129 patients)	42	169
Cholecystectomy	64 days (19 patients)	66	60
Coronary artery bypass graft	26 days (14 patients)	33	28
Cystoscopy	78 days (60 patients)	46	30
Haemorrhoidectomy	* (< 5 patients)	*	85
Hysteroscopy	44 days (39 patients)	36	34
Inguinal herniorrhaphy	66 days (15 patients)	133	78
Myringoplasty / Tympanoplasty	307 days (11 patients)	*	308
Myringotomy	n/a (0 patients)	n/a	80
Other - General	19 days (37 patients)	19	22
Prostatectomy	153 days (22 patients)	75	73
Septoplasty	327 days (10 patients)	332	328
Tonsillectomy	192 days (18 patients)	315	281
Total hip replacement	37 days (10 patients)	91	161
Total knee replacement	295 days (17 patients)	158	294
Varicose veins stripping and ligation	* (< 5 patients)	*	106

Royal North Shore Hospital: Elective surgery waiting list

January to March 2016

Patients ready for surgery on waiting list at start of quarter: 1,893 patients

Patients ready for surgery on waiting list at end of quarter: 1,960 patients

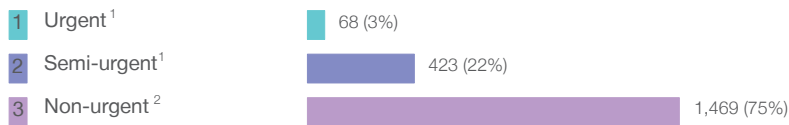
Patients not ready for surgery⁸ on waiting list at end of quarter: 367 patients

	Same period last year	Change since one year ago
Patients ready for surgery on waiting list at start of quarter	1,666	14%
Patients ready for surgery on waiting list at end of quarter	1,633	20%
Patients not ready for surgery ⁸ on waiting list at end of quarter	309	19%

Royal North Shore Hospital: Patients ready for elective surgery

as at 31st March 2016

Patients ready for surgery on waiting list by urgency category: 1,960 patients



	Same period last year	Change since one year ago
Urgent ¹	45	51%
Semi-urgent ¹	325	30%
Non-urgent ²	1,263	16%

Royal North Shore Hospital: Patients ready for elective surgery as at 31st March 2016

Patients ready for elective surgery by specialty of surgeon: 1,960 patients

	As at 31 Mar 2016	Same time last year	Change since one year ago
All specialties	1,960	1,633	20%
Cardiothoracic surgery	50	36	39%
Ear, nose and throat surgery	422	344	23%
General surgery	139	150	-7%
Gynaecology	140	117	20%
Medical	< 5	< 5	*
Neurosurgery	151	113	34%
Ophthalmology	245	163	50%
Orthopaedic surgery	412	409	1%
Plastic surgery	154	166	-7%
Urology	202	99	104%
Vascular surgery	42	33	27%

Patients ready for elective surgery for common procedures ⁷

	As at 31 Mar 2016	Same time last year	Change since one year ago
Abdominal hysterectomy	22	7	214%
Cataract extraction	203	117	74%
Cholecystectomy	11	8	38%
Coronary artery bypass graft	0	6	-100%
Cystoscopy	41	19	116%
Haemorrhoidectomy	5	6	-17%
Hysteroscopy	33	27	22%
Inguinal herniorrhaphy	18	17	6%
Myringoplasty / Tympanoplasty	20	32	-38%
Myringotomy	< 5	< 5	n/a
Other - General	14	27	-48%
Prostatectomy	13	18	-28%
Septoplasty	73	66	11%
Tonsillectomy	95	49	94%
Total hip replacement	8	10	-20%
Total knee replacement	33	63	-48%
Varicose veins stripping and ligation	13	12	8%

Royal North Shore Hospital: Patients ready for elective surgery as at 31st March 2016

Patients ready for elective surgery, on the waiting list for longer than 12 months

	As at 31 Mar 2016	Same time last year
All specialties	29	6

* Suppressed due to small numbers and to protect privacy. Relevant graphs are also suppressed.

< 5 Less than five patients. For measures by urgency category, counts are included in an adjacent category. Relevant graphs are also suppressed.

1. Excluding staged procedures.
2. Excluding staged procedures and cystoscopy.
3. Including non-urgent cystoscopy.
4. Excludes the total number of days the patient was coded as 'not ready for surgery'.
5. This is the number of days it took for half of patients who received elective surgery during the period to be admitted and receive their surgery. The other half took equal to or longer than the median to be admitted for surgery.
6. This is the number of days it took for 90% of patients who received elective surgery during the period to be admitted and receive their surgery. The final 10% of patients took equal to or longer than the 90th percentile.
7. The procedures included in this list are procedures which are high volume; some may be associated with long waiting periods. For a description of these procedures see *Elective Surgery Glossary of Common Procedures, December 2012*.
8. Includes staged procedures, non-urgent cystoscopy, and patients currently not available for personal reasons.

For more information: For details of methods, see the *Technical Supplement: Elective surgery measures, January to March 2013*.

Note: All percentages rounded to whole numbers and therefore percentages may not add to 100%.

Source: Waiting List Collection On-Line System, NSW Health (extracted 15 April 2016).