

Healthcare Quarterly

Performance Profiles

Elective Surgery

January to March 2018

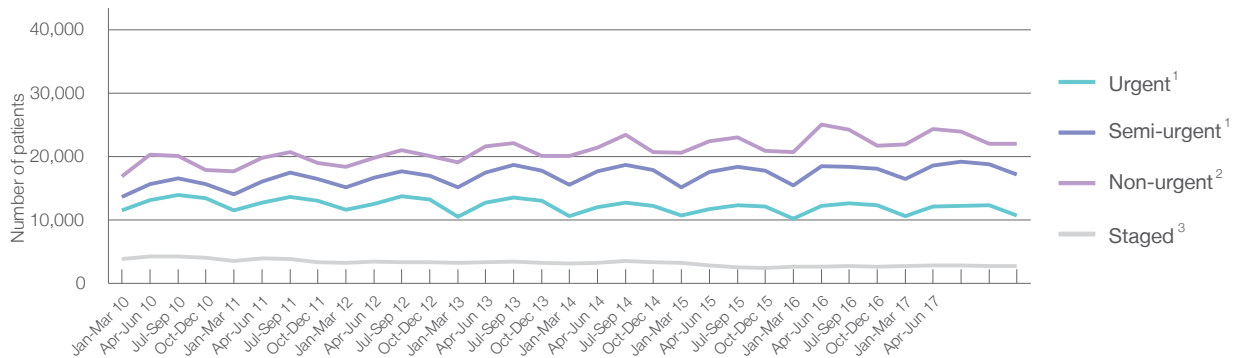
New South Wales: Elective surgery performed

January to March 2018

Patients who received elective surgery by urgency category: 52,717 patients

		Same period last year	Change since one year ago
1 Urgent ¹	10,731 (20% of patients)	10,646	1%
2 Semi-urgent ¹	17,156 (33% of patients)	16,492	4%
3 Non-urgent ²	22,056 (42% of patients)	21,916	1%
Staged ³	2,774 (5% of patients)	2,777	0%

Patients who received elective surgery by urgency category by quarter, January 2013 to March 2018



	Jan-Mar 2010	Jan-Mar 2011	Jan-Mar 2012	Jan-Mar 2013	Jan-Mar 2014	Jan-Mar 2015	Jan-Mar 2016	Jan-Mar 2017	Jan-Mar 2018
All categories	45,934	46,861	48,497	48,009	49,468	49,844	49,069	51,831	52,717
Urgent ¹	11,505	11,597	11,596	10,571	10,634	10,714	10,289	10,646	10,731
Semi-urgent ¹	13,687	14,014	15,194	15,123	15,547	15,196	15,415	16,492	17,156
Non-urgent ²	16,849	17,665	18,430	19,082	20,125	20,655	20,744	21,916	22,056
Staged ³	3,893	3,585	3,277	3,233	3,162	3,279	2,621	2,777	2,774

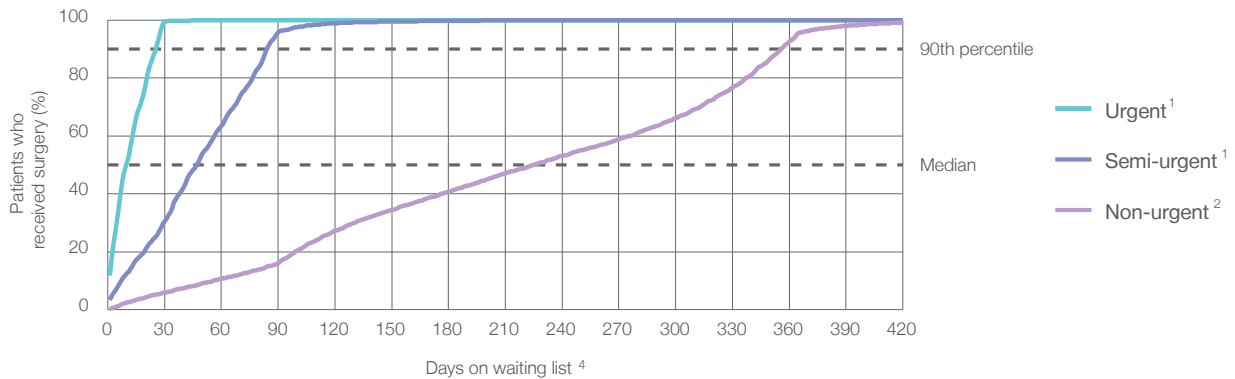
New South Wales: Time waited to receive elective surgery

January to March 2018

Percentage of patients who received surgery within the clinically recommended timeframe

1 Urgent ¹	Recommended: 30 days	99.6%	Same period last year	99.7%
2 Semi-urgent ¹	Recommended: 90 days	95.9%	Same period last year	96.5%
3 Non-urgent ²	Recommended: 365 days	95.5%	Same period last year	96.3%

Percentage of patients who received elective surgery by waiting time (days)

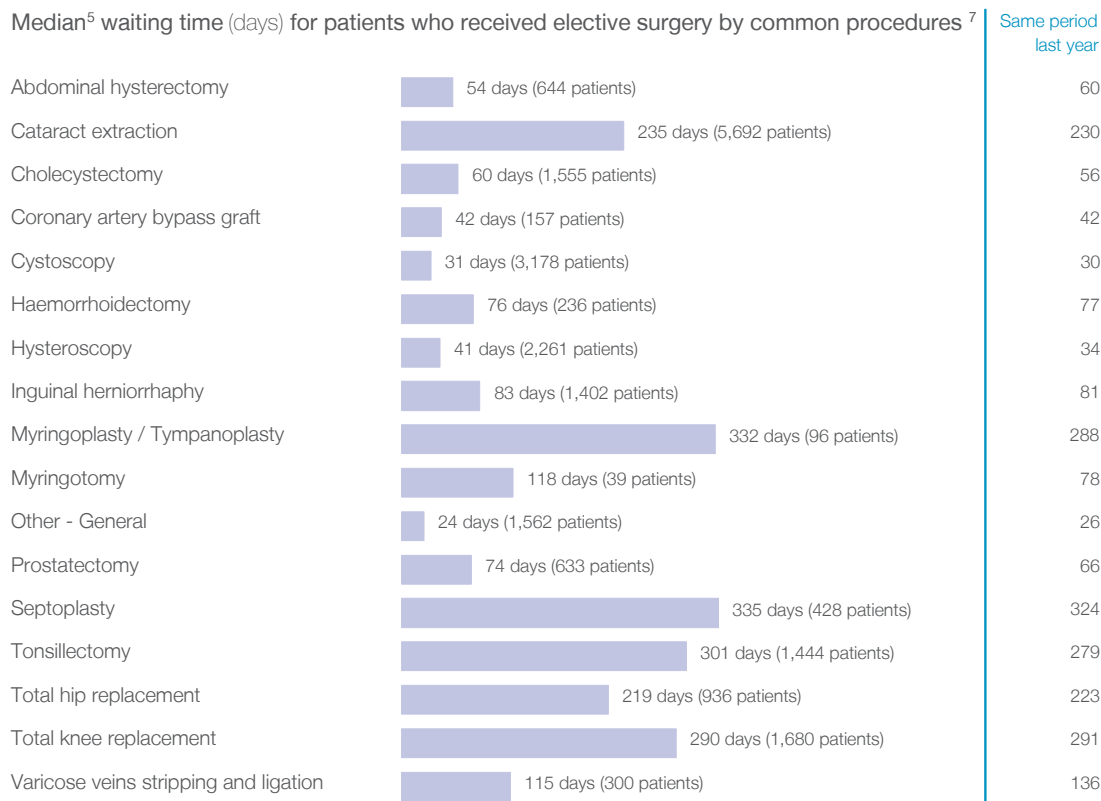
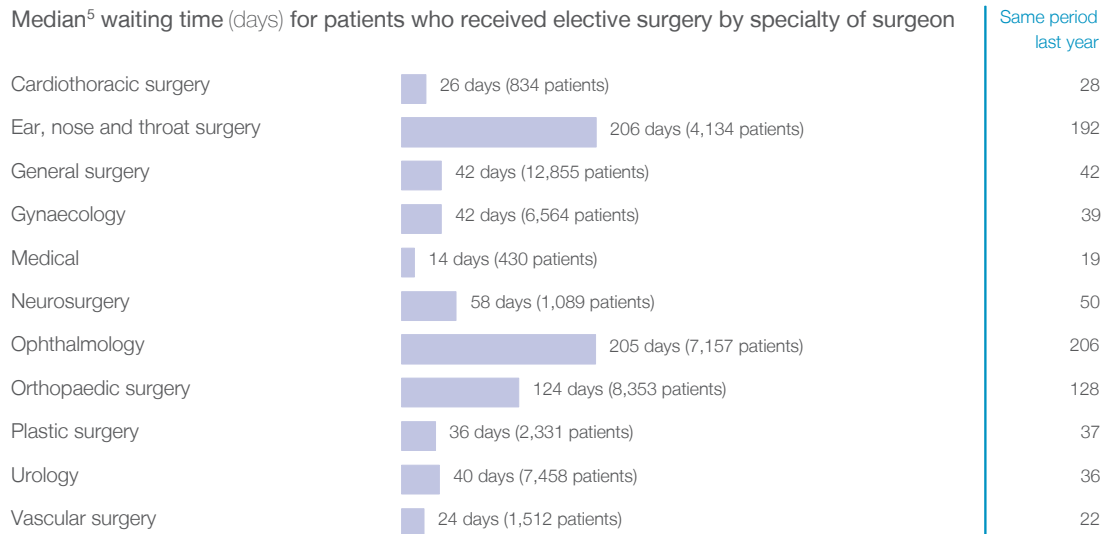


Waiting time (days) for patients who received surgery by urgency category

1 Urgent: ¹ 10,731 patients		Same period last year
Median time to receive surgery	10 days	10
90th percentile time to receive surgery	26 days	26
2 Semi-urgent: ¹ 17,156 patients		
Median time to receive surgery	47 days	46
90th percentile time to receive surgery	85 days	84
3 Non-urgent: ² 22,056 patients		
Median time to receive surgery	226 days	221
90th percentile time to receive surgery	356 days	356

New South Wales: Time waited to receive elective surgery

January to March 2018



New South Wales: Elective surgery waiting list

January to March 2018

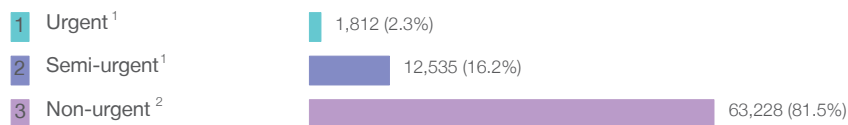
Patients ready for surgery on waiting list at start of quarter: 76,098 patients
 Patients ready for surgery on waiting list at end of quarter: 77,575 patients
 Patients not ready for surgery ⁸ on waiting list at end of quarter: 14,339 patients

Same period last year	Change since one year ago
73,454	4%
74,745	4%
13,321	8%

New South Wales: Patients ready for elective surgery

as at 31st March 2018

Patients ready for surgery on waiting list by urgency category: 77,575 patients



Same period last year	Change since one year ago
2,003	-10%
11,764	7%
60,978	4%

New South Wales: Patients ready for elective surgery as at 31st March 2018

Patients ready for elective surgery by specialty of surgeon: 77,575 patients

	As at 31 Mar 2018	Same time last year	Change since one year ago
All specialties	77,575	74,745	4%
Cardiothoracic surgery	371	365	2%
Ear, nose and throat surgery	11,096	10,384	7%
General surgery	13,225	12,492	6%
Gynaecology	6,111	6,076	1%
Medical	220	277	-21%
Neurosurgery	1,490	1,291	15%
Ophthalmology	18,017	17,175	5%
Orthopaedic surgery	19,106	18,929	1%
Plastic surgery	2,396	2,370	1%
Urology	4,453	4,312	3%
Vascular surgery	1,090	1,074	1%

Patients ready for elective surgery for common procedures ⁷

	As at 31 Mar 2018	Same time last year	Change since one year ago
Abdominal hysterectomy	742	817	-9%
Cataract extraction	15,832	14,794	7%
Cholecystectomy	1,667	1,540	8%
Coronary artery bypass graft	78	78	0%
Cystoscopy	1,271	1,158	10%
Haemorrhoidectomy	366	425	-14%
Hysteroscopy	1,704	1,584	8%
Inguinal herniorrhaphy	2,361	2,259	5%
Myringoplasty / Tympanoplasty	376	363	4%
Myringotomy	111	88	26%
Other - General	1,125	1,062	6%
Prostatectomy	744	763	-2%
Septoplasty	1,662	1,472	13%
Tonsillectomy	4,336	4,193	3%
Total hip replacement	2,589	2,543	2%
Total knee replacement	6,024	5,648	7%
Varicose veins stripping and ligation	719	677	6%

New South Wales: Patients ready for elective surgery as at 31st March 2018

Patients ready for elective surgery, on the waiting list for longer than 12 months, by specialty of surgeon: 483 patients

	As at 31 Mar 2018	Same time last year
All specialties	483	316
Cardiothoracic surgery	< 5	0
Ear, nose and throat surgery	110	58
General surgery	58	42
Gynaecology	28	13
Medical	0	0
Neurosurgery	15	18
Ophthalmology	15	24
Orthopaedic surgery	212	132
Plastic surgery	14	18
Urology	23	7
Vascular surgery	7	< 5

- * Suppressed due to small numbers and to protect privacy. Relevant graphs are also suppressed.
- < 5 Less than five patients. For measures by urgency category, counts are included in an adjacent category. Relevant graphs are also suppressed.
1. Excluding staged procedures.
 2. Excluding staged procedures and cystoscopy.
 3. Including non-urgent cystoscopy.
 4. Excludes the total number of days the patient was coded as 'not ready for surgery'.
 5. This is the number of days it took for half of patients who received elective surgery during the period to be admitted and receive their surgery. The other half took equal to or longer than the median to be admitted for surgery.
 6. This is the number of days it took for 90% of patients who received elective surgery during the period to be admitted and receive their surgery. The final 10% of patients took equal to or longer than the 90th percentile.
 7. The procedures included in this list are procedures which are high volume; some may be associated with long waiting periods. For a description of these procedures see *Elective Surgery Glossary of Common Procedures, December 2012*.
 8. Includes staged procedures, non-urgent cystoscopy, and patients currently not available for personal reasons.
- For more information: For details of methods, see the *Technical Supplement: Elective surgery measures, January to March 2018*.
- Note:** All percentages rounded to whole numbers and therefore percentages may not add to 100%.
- Source:** Waiting List Collection On-Line System, NSW Health (extracted 13 April 2018.).