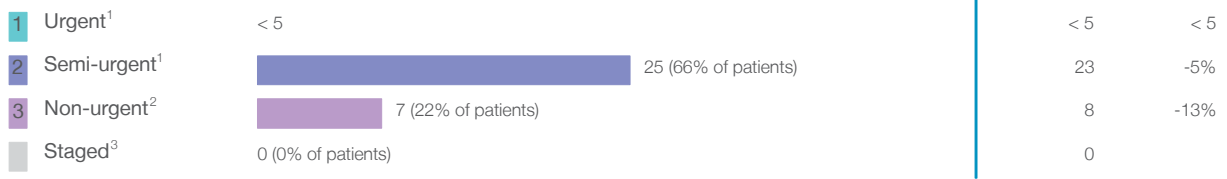


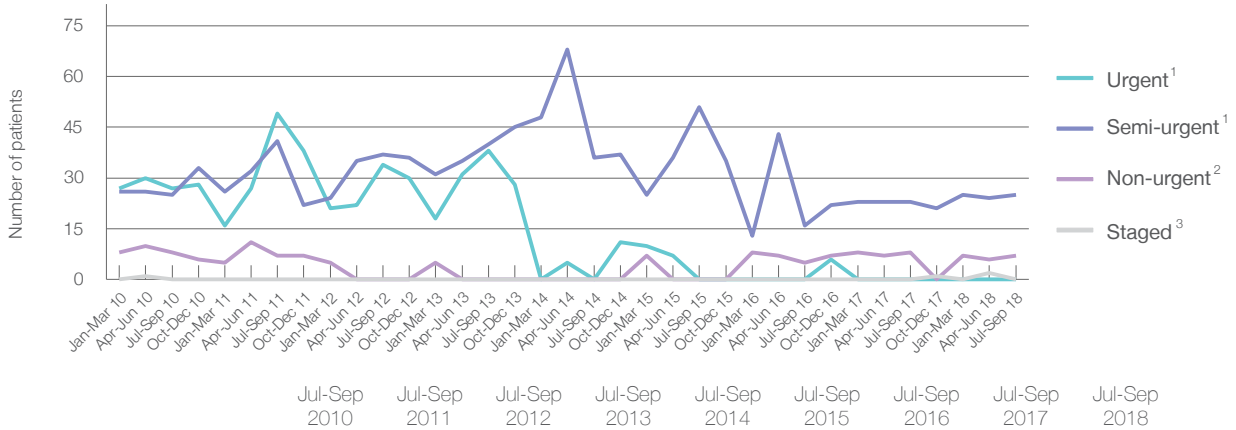
Narrabri Hospital: Elective surgery performed

July to September 2018

Patients who received elective surgery by urgency category: 32 patients



Patients who received elective surgery by urgency category by quarter, July 2013 to September 2018



	Jul-Sep 2010	Jul-Sep 2011	Jul-Sep 2012	Jul-Sep 2013	Jul-Sep 2014	Jul-Sep 2015	Jul-Sep 2016	Jul-Sep 2017	Jul-Sep 2018
All categories	60	97	71	78	36	51	21	31	32
Urgent ¹	27	49	34	38	< 5	< 5	0	< 5	< 5
Semi-urgent ¹	25	41	37	40	36	51	16	23	25
Non-urgent ²	8	7	< 5	< 5	< 5	< 5	5	8	7
Staged ³	0	0	0	0	0	0	0	0	0

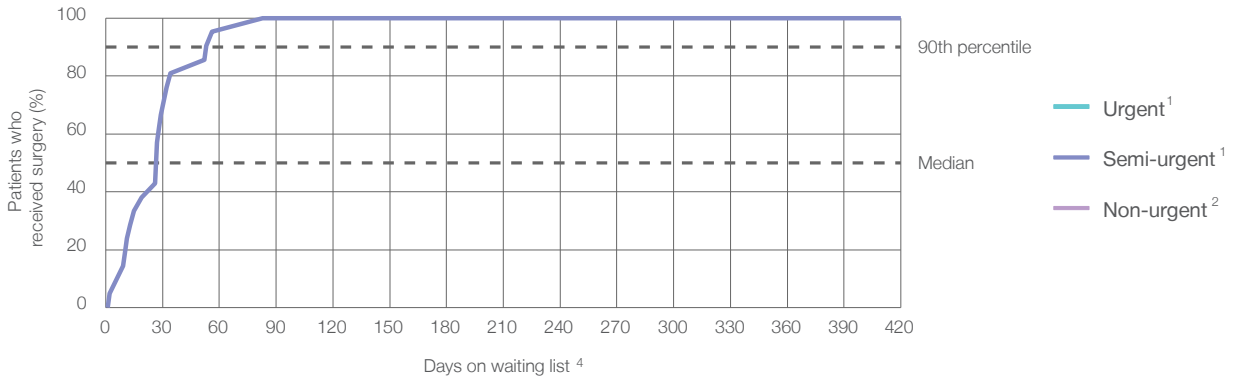
Narrabri Hospital: Time waited to receive elective surgery

July to September 2018

Percentage of patients who received surgery within the clinically recommended timeframe

Urgency Category	Recommended Timeframe (days)	Actual Performance (%)	Same period last year	Peer group (this period)
1 Urgent ¹	30 days	*	*	100%
2 Semi-urgent ¹	90 days	100%	100%	99.4%
3 Non-urgent ²	365 days	*	*	99.4%

Percentage of patients who received elective surgery by waiting time (days)



Waiting time (days) for people who received surgery by urgency category

Urgency Category	Measure	Peer group (this period)	This hospital (same period last year)	Peer group (same period last year)
1 Urgent: ¹ < 5	Median time to receive surgery	12	*	11
	90th percentile time to receive surgery	27	*	27
2 Semi-urgent: ¹ 25 patients	Median time to receive surgery	37	20	40
	90th percentile time to receive surgery	74	*	76
3 Non-urgent: ² 7 patients	Median time to receive surgery	145	*	147
	90th percentile time to receive surgery	330	*	315

Narrabri Hospital: Time waited to receive elective surgery

July to September 2018

Median ⁵ waiting time (days) for patients who received elective surgery by specialty of surgeon		Same period last year	Peer group (this period)
Cardiothoracic surgery	n/a (0 patients)	n/a	n/a
Ear, nose and throat surgery	n/a (0 patients)	n/a	239
General surgery	14 days (22 patients)	19	35
Gynaecology	* (< 5 patients)	n/a	42
Medical	n/a (0 patients)	n/a	13
Neurosurgery	n/a (0 patients)	n/a	n/a
Ophthalmology	n/a (0 patients)	n/a	164
Orthopaedic surgery	* (9 patients)	*	98
Plastic surgery	n/a (0 patients)	n/a	n/a
Urology	n/a (0 patients)	n/a	29
Vascular surgery	n/a (0 patients)	n/a	189

Median ⁵ waiting time (days) for patients who received elective surgery by common procedures ⁷		Same period last year	Peer group (this period)
Abdominal hysterectomy	n/a (0 patients)	n/a	62
Cataract extraction	n/a (0 patients)	n/a	173
Cholecystectomy	n/a (0 patients)	n/a	49
Coronary artery bypass graft	n/a (0 patients)	n/a	n/a
Cystoscopy	n/a (0 patients)	n/a	28
Haemorrhoidectomy	n/a (0 patients)	*	70
Hysteroscopy	n/a (0 patients)	n/a	40
Inguinal herniorrhaphy	* (< 5 patients)	*	64
Myringoplasty / Tympanoplasty	n/a (0 patients)	n/a	*
Myringotomy	n/a (0 patients)	n/a	n/a
Other - General	n/a (0 patients)	n/a	24
Prostatectomy	n/a (0 patients)	n/a	*
Septoplasty	n/a (0 patients)	n/a	312
Tonsillectomy	n/a (0 patients)	n/a	274
Total hip replacement	n/a (0 patients)	n/a	n/a
Total knee replacement	n/a (0 patients)	n/a	n/a
Varicose veins stripping and ligation	* (< 5 patients)	n/a	173

Narrabri Hospital: Elective surgery waiting list

July to September 2018

Patients ready for surgery on waiting list at start of quarter: 13 patients

Patients ready for surgery on waiting list at end of quarter: 10 patients

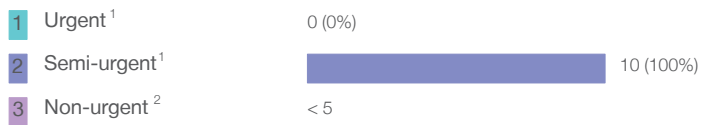
Patients not ready for surgery⁸ on waiting list at end of quarter: 6 patients

	Same period last year	Change since one year ago
Patients ready for surgery on waiting list at start of quarter	8	63%
Patients ready for surgery on waiting list at end of quarter	3	233%
Patients not ready for surgery ⁸ on waiting list at end of quarter	9	-33%

Narrabri Hospital: Patients ready for elective surgery

as at 30th September 2018

Patients ready for surgery on waiting list by urgency category: 10 patients



	Same period last year	Change since one year ago
Urgent ¹	0	
Semi-urgent ¹	0	
Non-urgent ²	< 5	*

Narrabri Hospital: Patients ready for elective surgery
as at 30th September 2018

Patients ready for elective surgery by specialty of surgeon: 10 patients

	As at 30 Sep 2018	Same time last year	Change since one year ago
All specialties	10	< 5	*
Cardiothoracic surgery	0	0	n/a
Ear, nose and throat surgery	0	0	n/a
General surgery	8	< 5	*
Gynaecology	< 5	0	n/a
Medical	0	0	n/a
Neurosurgery	0	0	n/a
Ophthalmology	0	0	n/a
Orthopaedic surgery	< 5	0	n/a
Plastic surgery	0	0	n/a
Urology	0	0	n/a
Vascular surgery	0	0	n/a

Patients ready for elective surgery for common procedures ⁷

	As at 30 Sep 2018	Same time last year	Change since one year ago
Abdominal hysterectomy	0	< 5	n/a
Cataract extraction	0	< 5	n/a
Cholecystectomy	0	< 5	n/a
Coronary artery bypass graft	0	< 5	n/a
Cystoscopy	0	< 5	n/a
Haemorrhoidectomy	0	< 5	n/a
Hysteroscopy	0	< 5	n/a
Inguinal herniorrhaphy	< 5	< 5	n/a
Myringoplasty / Tympanoplasty	0	< 5	n/a
Myringotomy	0	< 5	n/a
Other - General	0	< 5	n/a
Prostatectomy	0	< 5	n/a
Septoplasty	0	< 5	n/a
Tonsillectomy	0	< 5	n/a
Total hip replacement	0	< 5	n/a
Total knee replacement	0	< 5	n/a
Varicose veins stripping and ligation	0	< 5	n/a

Narrabri Hospital: Patients ready for elective surgery
as at 30th September 2018

Patients ready for elective surgery, on the waiting list for longer than 12 months

	As at 30 Sep 2018	Same time last year
All specialties	0	0

* Suppressed due to small numbers and to protect privacy. Relevant graphs are also suppressed.

< 5 Less than five patients. For measures by urgency category, counts are included in an adjacent category. Relevant graphs are also suppressed.

1. Excluding staged procedures.
2. Excluding staged procedures and cystoscopy.
3. Including non-urgent cystoscopy.
4. Excludes the total number of days the patient was coded as 'not ready for surgery'.
5. This is the number of days it took for half of patients who received elective surgery during the period to be admitted and receive their surgery. The other half took equal to or longer than the median to be admitted for surgery.
6. This is the number of days it took for 90% of patients who received elective surgery during the period to be admitted and receive their surgery. The final 10% of patients took equal to or longer than the 90th percentile.
7. The procedures included in this list are procedures which are high volume; some may be associated with long waiting periods. For a description of these procedures see *Elective Surgery Glossary of Common Procedures, December 2012*.
8. Includes staged procedures, non-urgent cystoscopy, and patients currently not available for personal reasons.

For more information: For details of methods, see the *Technical Supplement: Elective surgery measures, January to March 2018*.

Note: All percentages rounded to whole numbers and therefore percentages may not add to 100%.

Source: Waiting List Collection On-Line System, NSW Health (extracted 12 October 2018.).