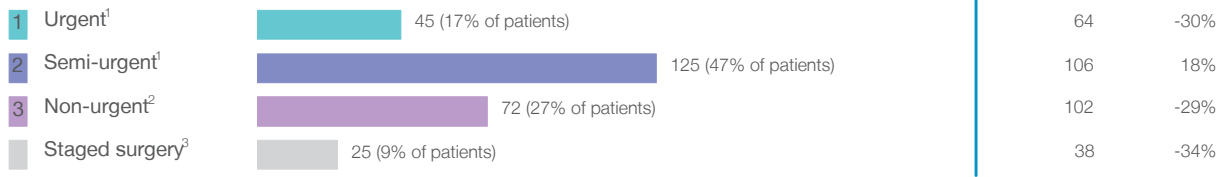


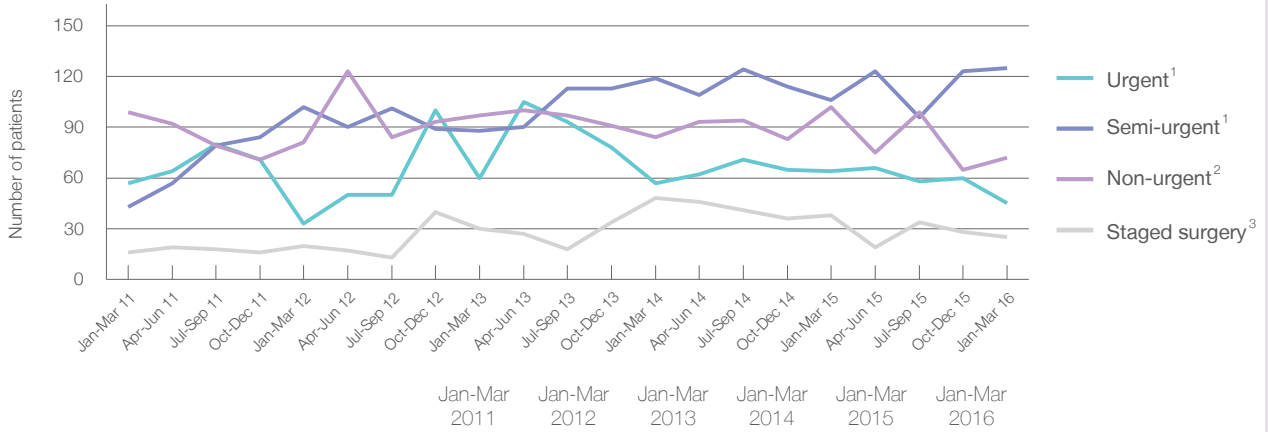
## Griffith Base Hospital: Elective surgery performed

January to March 2016

Patients who received elective surgery by urgency category: 267 patients



Patients who received elective surgery by urgency category by quarter, January 2011 to March 2016



All categories	215	236	275	308	310	267
Urgent <sup>1</sup>	57	33	60	57	64	45
Semi-urgent <sup>1</sup>	43	102	88	119	106	125
Non-urgent <sup>2</sup>	99	81	97	84	102	72
Staged surgery <sup>3</sup>	16	20	30	48	38	25

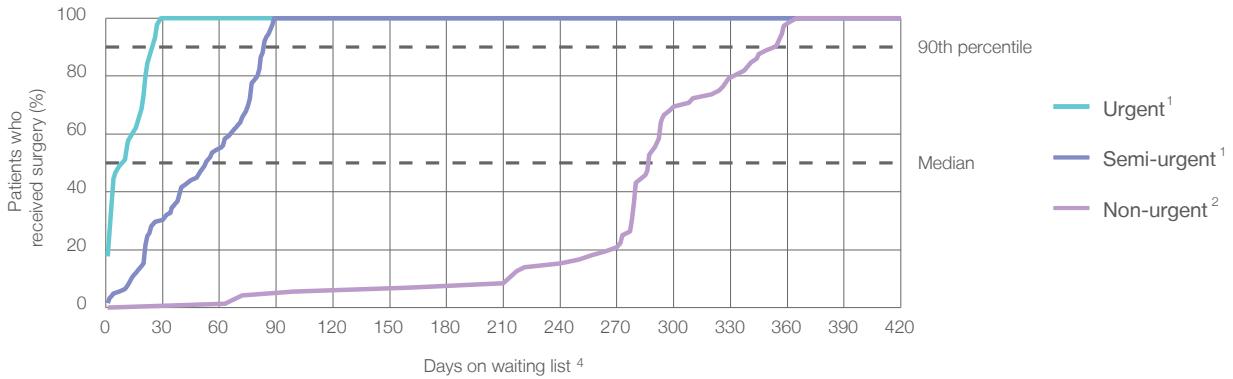
## Griffith Base Hospital: Time waited to receive elective surgery

January to March 2016

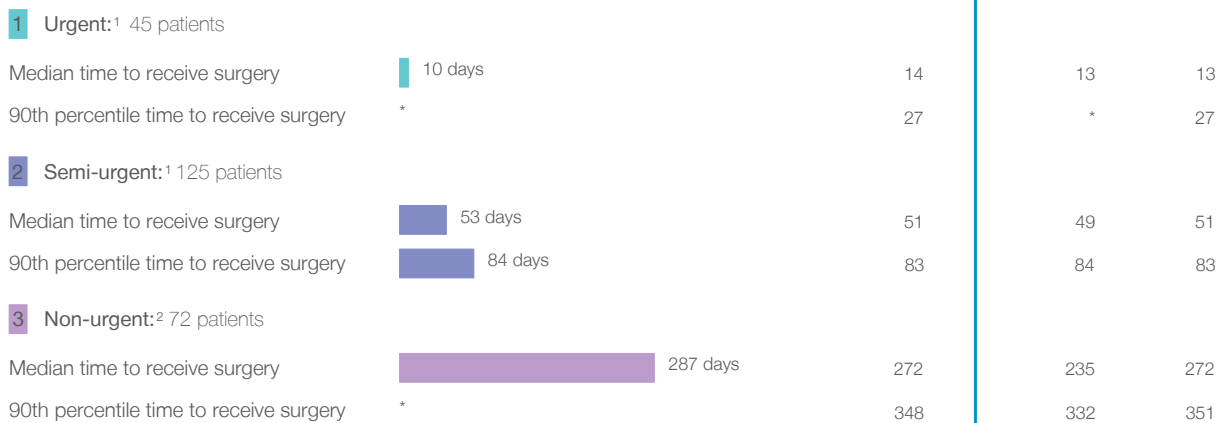
Percentage of patients who received surgery within the clinically recommended timeframe



Percentage of patients who received elective surgery by waiting time (days)



Waiting time (days) for people who received surgery by urgency category



## Griffith Base Hospital: Time waited to receive elective surgery

January to March 2016

Median <sup>5</sup> waiting time (days) for patients who received elective surgery by specialty of surgeon		Same period last year	Peer group (this period)
Cardiothoracic surgery	n/a (0 patients)	n/a	n/a
Ear, nose and throat surgery	n/a (0 patients)	n/a	166
General surgery	68 days (101 patients)	46	47
Gynaecology	55 days (75 patients)	70	46
Medical	n/a (0 patients)	n/a	4
Neurosurgery	n/a (0 patients)	n/a	n/a
Ophthalmology	287 days (34 patients)	232	309
Orthopaedic surgery	n/a (0 patients)	n/a	185
Plastic surgery	n/a (0 patients)	n/a	49
Urology	22 days (57 patients)	28	35
Vascular surgery	n/a (0 patients)	n/a	*

Median <sup>5</sup> waiting time (days) for patients who received elective surgery by common procedures <sup>7</sup>		Same period last year	Peer group (this period)
Abdominal hysterectomy	309 days (14 patients)	280	109
Cataract extraction	286 days (32 patients)	232	310
Cholecystectomy	38 days (20 patients)	48	47
Coronary artery bypass graft	n/a (0 patients)	n/a	n/a
Cystoscopy	* (5 patients)	*	34
Haemorrhoidectomy	n/a (0 patients)	*	74
Hysteroscopy	45 days (24 patients)	38	39
Inguinal herniorrhaphy	79 days (19 patients)	73	76
Myringoplasty / Tympanoplasty	n/a (0 patients)	n/a	*
Myringotomy	n/a (0 patients)	n/a	*
Other - General	* (< 5 patients)	*	27
Prostatectomy	* (< 5 patients)	*	77
Septoplasty	n/a (0 patients)	n/a	332
Tonsillectomy	* (< 5 patients)	n/a	201
Total hip replacement	n/a (0 patients)	n/a	215
Total knee replacement	n/a (0 patients)	n/a	282
Varicose veins stripping and ligation	* (< 5 patients)	*	154

### Griffith Base Hospital: Elective surgery waiting list

January to March 2016

Patients ready for surgery on waiting list at start of quarter: 452 patients

Patients ready for surgery on waiting list at end of quarter: 465 patients

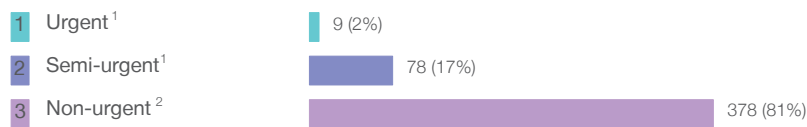
Patients not ready for surgery<sup>8</sup> on waiting list at end of quarter: 71 patients

	Same period last year	Change since one year ago
Patients ready for surgery on waiting list at start of quarter	321	41%
Patients ready for surgery on waiting list at end of quarter	362	28%
Patients not ready for surgery <sup>8</sup> on waiting list at end of quarter	58	22%

### Griffith Base Hospital: Patients ready for elective surgery

as at 31st March 2016

Patients ready for surgery on waiting list by urgency category: 465 patients



	Same period last year	Change since one year ago
Urgent <sup>1</sup>	8	13%
Semi-urgent <sup>1</sup>	82	-5%
Non-urgent <sup>2</sup>	272	39%

## Griffith Base Hospital: Patients ready for elective surgery

as at 31st March 2016

Patients ready for elective surgery by specialty of surgeon: 465 patients

	As at 31 Mar 2016	Same time last year	Change since one year ago
All specialties	465	362	28%
Cardiothoracic surgery	0	0	n/a
Ear, nose and throat surgery	0	0	n/a
General surgery	79	95	-17%
Gynaecology	154	112	38%
Medical	< 5	0	n/a
Neurosurgery	0	0	n/a
Ophthalmology	205	131	56%
Orthopaedic surgery	0	0	n/a
Plastic surgery	0	0	n/a
Urology	25	24	4%
Vascular surgery	0	0	n/a

Patients ready for elective surgery for common procedures <sup>7</sup>

	As at 31 Mar 2016	Same time last year	Change since one year ago
Abdominal hysterectomy	33	24	38%
Cataract extraction	195	123	59%
Cholecystectomy	10	16	-38%
Coronary artery bypass graft	0	< 5	n/a
Cystoscopy	< 5	< 5	*
Haemorrhoidectomy	0	< 5	*
Hysteroscopy	10	15	-33%
Inguinal herniorrhaphy	15	18	-17%
Myringoplasty / Tympanoplasty	0	< 5	n/a
Myringotomy	0	< 5	n/a
Other - General	< 5	< 5	n/a
Prostatectomy	0	< 5	*
Septoplasty	0	< 5	n/a
Tonsillectomy	< 5	< 5	n/a
Total hip replacement	0	< 5	n/a
Total knee replacement	0	< 5	n/a
Varicose veins stripping and ligation	< 5	< 5	*

## Griffith Base Hospital: Patients ready for elective surgery as at 31st March 2016

Patients ready for elective surgery, on the waiting list for longer than 12 months

As at 31 Mar 2016      Same time last year

	As at 31 Mar 2016	Same time last year
All specialties	0	< 5

\* Suppressed due to small numbers and to protect privacy. Relevant graphs are also suppressed.

< 5 Less than five patients. For measures by urgency category, counts are included in an adjacent category. Relevant graphs are also suppressed.

1. Excluding staged procedures.
2. Excluding staged procedures and cystoscopy.
3. Including non-urgent cystoscopy.
4. Excludes the total number of days the patient was coded as 'not ready for surgery'.
5. This is the number of days it took for half of patients who received elective surgery during the period to be admitted and receive their surgery. The other half took equal to or longer than the median to be admitted for surgery.
6. This is the number of days it took for 90% of patients who received elective surgery during the period to be admitted and receive their surgery. The final 10% of patients took equal to or longer than the 90th percentile.
7. The procedures included in this list are procedures which are high volume; some may be associated with long waiting periods. For a description of these procedures see *Elective Surgery Glossary of Common Procedures, December 2012*.
8. Includes staged procedures, non-urgent cystoscopy, and patients currently not available for personal reasons.

For more information: For details of methods, see the *Technical Supplement: Elective surgery measures, January to March 2013*.

**Note:** All percentages rounded to whole numbers and therefore percentages may not add to 100%.

**Source:** Waiting List Collection On-Line System, NSW Health (extracted 15 April 2016).