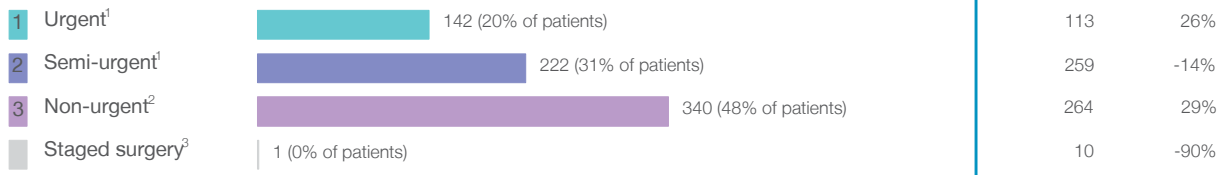


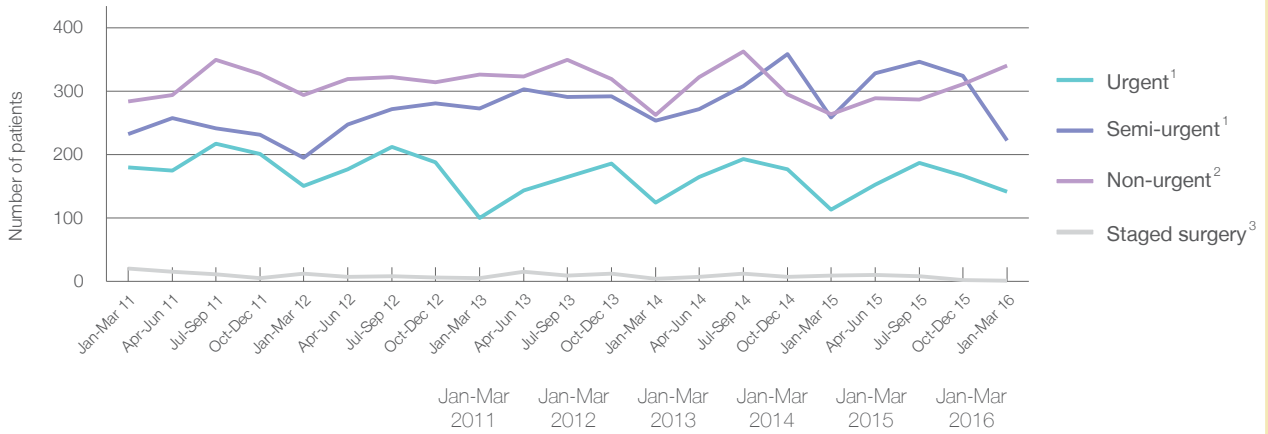
Sydney Children's Hospital: Elective surgery performed

January to March 2016

Patients who received elective surgery by urgency category: 705 patients



Patients who received elective surgery by urgency category by quarter, January 2011 to March 2016



	Jan-Mar 2011	Jan-Mar 2012	Jan-Mar 2013	Jan-Mar 2014	Jan-Mar 2015	Jan-Mar 2016
All categories	717	653	704	645	646	705
Urgent ¹	180	151	100	124	113	142
Semi-urgent ¹	232	195	273	254	259	222
Non-urgent ²	284	294	326	263	264	340
Staged surgery ³	21	13	5	4	10	1

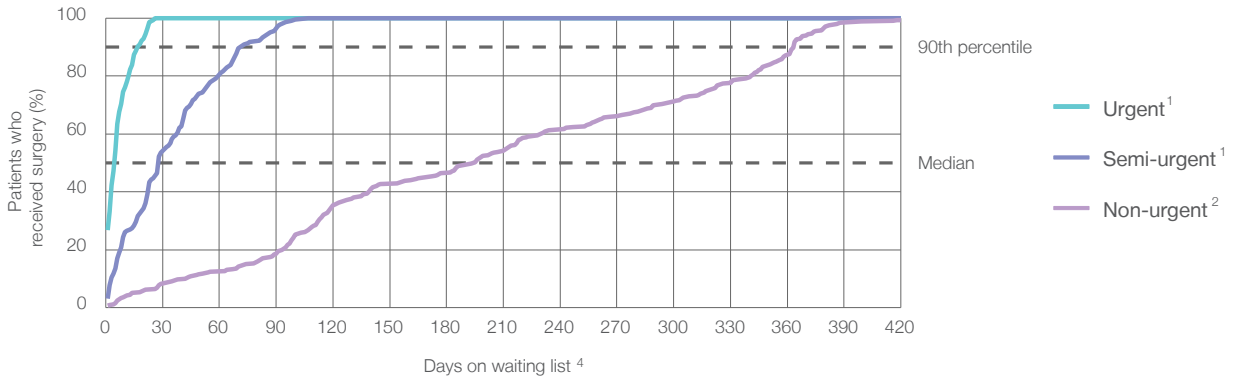
Sydney Children's Hospital: Time waited to receive elective surgery

January to March 2016

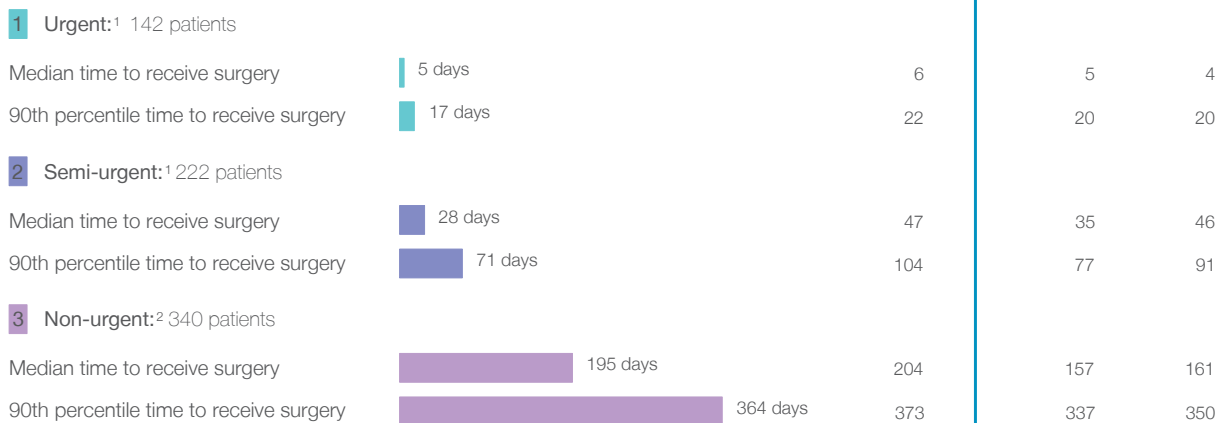
Percentage of patients who received surgery within the clinically recommended timeframe



Percentage of patients who received elective surgery by waiting time (days)



Waiting time (days) for people who received surgery by urgency category



Sydney Children's Hospital: Time waited to receive elective surgery

January to March 2016

Median ⁵ waiting time (days) for patients who received elective surgery by specialty of surgeon		Same period last year	Peer group (this period)
Cardiothoracic surgery	28 days (13 patients)	*	41
Ear, nose and throat surgery	206 days (194 patients)	93	138
General surgery	21 days (200 patients)	33	34
Gynaecology	n/a (0 patients)	n/a	*
Medical	17 days (15 patients)	8	11
Neurosurgery	23 days (31 patients)	14	22
Ophthalmology	64 days (24 patients)	65	78
Orthopaedic surgery	55 days (82 patients)	51	58
Plastic surgery	117 days (79 patients)	111	55
Urology	24 days (67 patients)	42	39
Vascular surgery	n/a (0 patients)	n/a	n/a

Median ⁵ waiting time (days) for patients who received elective surgery by common procedures ⁷		Same period last year	Peer group (this period)
Abdominal hysterectomy	n/a (0 patients)	n/a	n/a
Cataract extraction	n/a (0 patients)	*	*
Cholecystectomy	* (< 5 patients)	*	*
Coronary artery bypass graft	n/a (0 patients)	n/a	n/a
Cystoscopy	35 days (33 patients)	38	28
Haemorrhoidectomy	n/a (0 patients)	n/a	n/a
Hysteroscopy	n/a (0 patients)	n/a	n/a
Inguinal herniorrhaphy	11 days (21 patients)	22	12
Myringoplasty / Tympanoplasty	n/a (0 patients)	*	*
Myringotomy	n/a (0 patients)	n/a	*
Other - General	22 days (84 patients)	34	38
Prostatectomy	n/a (0 patients)	n/a	n/a
Septoplasty	n/a (0 patients)	n/a	*
Tonsillectomy	279 days (103 patients)	143	283
Total hip replacement	* (< 5 patients)	*	*
Total knee replacement	n/a (0 patients)	n/a	n/a
Varicose veins stripping and ligation	n/a (0 patients)	n/a	n/a

Sydney Children's Hospital: Elective surgery waiting list

January to March 2016

Patients ready for surgery on waiting list at start of quarter: 995 patients

Patients ready for surgery on waiting list at end of quarter: 966 patients

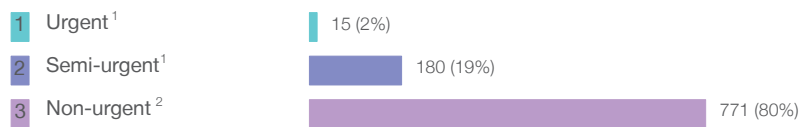
Patients not ready for surgery⁸ on waiting list at end of quarter: 135 patients

	Same period last year	Change since one year ago
Patients ready for surgery on waiting list at start of quarter	930	7%
Patients ready for surgery on waiting list at end of quarter	976	-1%
Patients not ready for surgery ⁸ on waiting list at end of quarter	188	-28%

Sydney Children's Hospital: Patients ready for elective surgery

as at 31st March 2016

Patients ready for surgery on waiting list by urgency category: 966 patients



	Same period last year	Change since one year ago
Urgent ¹	17	-12%
Semi-urgent ¹	188	-4%
Non-urgent ²	771	0%

Sydney Children's Hospital: Patients ready for elective surgery

as at 31st March 2016

Patients ready for elective surgery by specialty of surgeon: 966 patients

	As at 31 Mar 2016	Same time last year	Change since one year ago
All specialties	966	976	-1%
Cardiothoracic surgery	< 5	< 5	*
Ear, nose and throat surgery	402	386	4%
General surgery	198	207	-4%
Gynaecology	< 5	0	n/a
Medical	7	19	-63%
Neurosurgery	20	20	0%
Ophthalmology	46	52	-12%
Orthopaedic surgery	116	107	8%
Plastic surgery	116	143	-19%
Urology	58	38	53%
Vascular surgery	0	0	n/a

Patients ready for elective surgery for common procedures ⁷

	As at 31 Mar 2016	Same time last year	Change since one year ago
Abdominal hysterectomy	0	< 5	n/a
Cataract extraction	< 5	< 5	n/a
Cholecystectomy	< 5	< 5	*
Coronary artery bypass graft	0	< 5	n/a
Cystoscopy	10	21	-52%
Haemorrhoidectomy	0	< 5	n/a
Hysteroscopy	0	< 5	n/a
Inguinal herniorrhaphy	16	25	-36%
Myringoplasty / Tympanoplasty	< 5	< 5	n/a
Myringotomy	0	< 5	n/a
Other - General	99	80	24%
Prostatectomy	0	< 5	n/a
Septoplasty	0	< 5	*
Tonsillectomy	227	218	4%
Total hip replacement	0	< 5	n/a
Total knee replacement	0	< 5	n/a
Varicose veins stripping and ligation	0	< 5	n/a

Sydney Children's Hospital: Patients ready for elective surgery as at 31st March 2016

Patients ready for elective surgery, on the waiting list for longer than 12 months

As at 31 Mar 2016

Same time last year

	As at 31 Mar 2016	Same time last year
All specialties	13	0

* Suppressed due to small numbers and to protect privacy. Relevant graphs are also suppressed.

< 5 Less than five patients. For measures by urgency category, counts are included in an adjacent category. Relevant graphs are also suppressed.

1. Excluding staged procedures.
2. Excluding staged procedures and cystoscopy.
3. Including non-urgent cystoscopy.
4. Excludes the total number of days the patient was coded as 'not ready for surgery'.
5. This is the number of days it took for half of patients who received elective surgery during the period to be admitted and receive their surgery. The other half took equal to or longer than the median to be admitted for surgery.
6. This is the number of days it took for 90% of patients who received elective surgery during the period to be admitted and receive their surgery. The final 10% of patients took equal to or longer than the 90th percentile.
7. The procedures included in this list are procedures which are high volume; some may be associated with long waiting periods. For a description of these procedures see *Elective Surgery Glossary of Common Procedures, December 2012*.
8. Includes staged procedures, non-urgent cystoscopy, and patients currently not available for personal reasons.

For more information: For details of methods, see the *Technical Supplement: Elective surgery measures, January to March 2013*.

Note: All percentages rounded to whole numbers and therefore percentages may not add to 100%.

Source: Waiting List Collection On-Line System, NSW Health (extracted 15 April 2016).