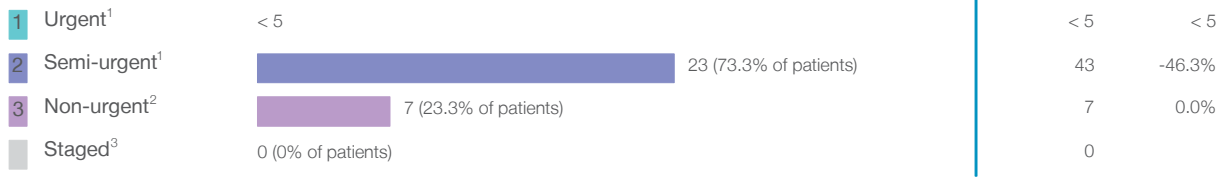


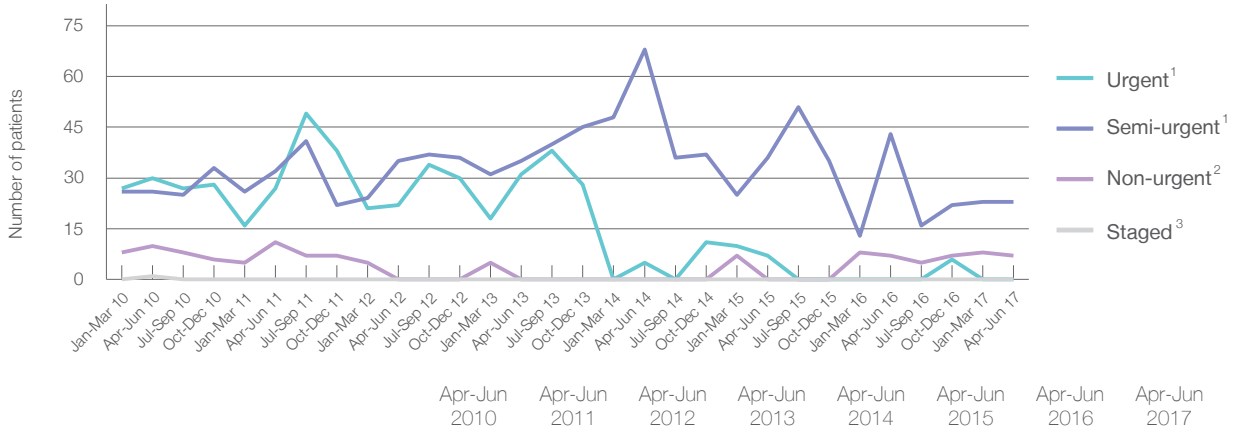
Narrabri District Hospital: Elective surgery performed

April to June 2017

Patients who received elective surgery by urgency category: 30 patients



Patients who received elective surgery by urgency category by quarter, April 2012 to June 2017



Urgency Category	Apr-Jun 2010	Apr-Jun 2011	Apr-Jun 2012	Apr-Jun 2013	Apr-Jun 2014	Apr-Jun 2015	Apr-Jun 2016	Apr-Jun 2017
All categories	67	70	57	66	73	43	50	30
Urgent ¹	30	27	22	31	5	7	< 5	< 5
Semi-urgent ¹	26	32	35	35	68	36	43	23
Non-urgent ²	10	11	< 5	< 5	< 5	< 5	7	7
Staged ³	1	0	0	0	0	0	0	0

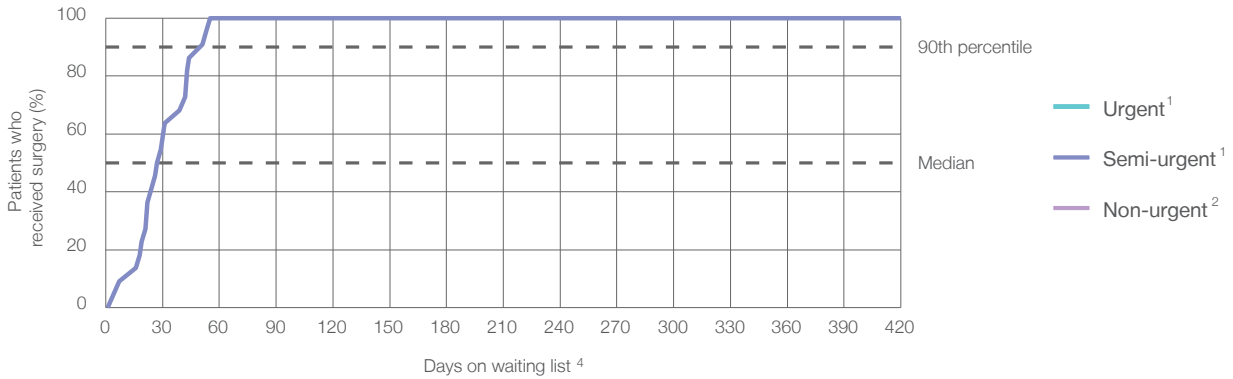
Narrabri District Hospital: Time waited to receive elective surgery

April to June 2017

Percentage of patients who received surgery within the clinically recommended timeframe

Urgency Category	Recommended Timeframe (days)	Same period last year	Peer group (this period)
1 Urgent ¹	30 days	*	99.8%
2 Semi-urgent ¹	90 days	100%	99.8%
3 Non-urgent ²	365 days	*	99.3%

Percentage of patients who received elective surgery by waiting time (days)



Waiting time (days) for people who received surgery by urgency category

Urgency Category	Median time to receive surgery (days)	90th percentile time to receive surgery (days)	Peer group (this period)	This hospital (same period last year)	Peer group (same period last year)
1 Urgent: ¹ < 5	*	*	13	*	12
2 Semi-urgent: ¹ 23 patients	28 days	*	39	40	35
			77	*	72
3 Non-urgent: ² 7 patients	*	*	174	*	193
			327	*	322

Narrabri District Hospital: Time waited to receive elective surgery

April to June 2017

Median ⁵ waiting time (days) for patients who received elective surgery by specialty of surgeon		Same period last year	Peer group (this period)
Cardiothoracic surgery	n/a (0 patients)	n/a	n/a
Ear, nose and throat surgery	n/a (0 patients)	n/a	127
General surgery	■ 22 days (24 patients)	48	36
Gynaecology	n/a (0 patients)	n/a	32
Medical	* (< 5 patients)	n/a	49
Neurosurgery	n/a (0 patients)	n/a	n/a
Ophthalmology	n/a (0 patients)	n/a	183
Orthopaedic surgery	* (5 patients)	*	114
Plastic surgery	n/a (0 patients)	n/a	n/a
Urology	n/a (0 patients)	*	33
Vascular surgery	n/a (0 patients)	n/a	191

Median ⁵ waiting time (days) for patients who received elective surgery by common procedures ⁷		Same period last year	Peer group (this period)
Abdominal hysterectomy	n/a (0 patients)	n/a	43
Cataract extraction	n/a (0 patients)	n/a	193
Cholecystectomy	n/a (0 patients)	*	57
Coronary artery bypass graft	n/a (0 patients)	n/a	n/a
Cystoscopy	n/a (0 patients)	n/a	21
Haemorrhoidectomy	* (< 5 patients)	n/a	*
Hysteroscopy	n/a (0 patients)	n/a	28
Inguinal herniorrhaphy	* (< 5 patients)	*	64
Myringoplasty / Tympanoplasty	n/a (0 patients)	n/a	*
Myringotomy	n/a (0 patients)	n/a	*
Other - General	n/a (0 patients)	n/a	29
Prostatectomy	n/a (0 patients)	n/a	80
Septoplasty	n/a (0 patients)	n/a	312
Tonsillectomy	n/a (0 patients)	n/a	154
Total hip replacement	n/a (0 patients)	n/a	n/a
Total knee replacement	n/a (0 patients)	n/a	n/a
Varicose veins stripping and ligation	n/a (0 patients)	n/a	198

Narrabri District Hospital: Elective surgery waiting list

April to June 2017

Patients ready for surgery on waiting list at start of quarter: 15 patients

Patients ready for surgery on waiting list at end of quarter: 8 patients

Patients not ready for surgery⁸ on waiting list at end of quarter: 10 patients

	Same period last year	Change since one year ago
Patients ready for surgery on waiting list at start of quarter	26	-42.3%
Patients ready for surgery on waiting list at end of quarter	12	-33.3%
Patients not ready for surgery ⁸ on waiting list at end of quarter	11	-9.1%

Narrabri District Hospital: Patients ready for elective surgery

as at 30th June 2017

Patients ready for surgery on waiting list by urgency category: 8 patients

1 Urgent ¹	0 (0%)
2 Semi-urgent ¹	< 5
3 Non-urgent ²	8 (100%)

	Same period last year	Change since one year ago
Urgent ¹	0	
Semi-urgent ¹	5	*
Non-urgent ²	7	-14.3%

Narrabri District Hospital: Patients ready for elective surgery
as at 30th June 2017

Patients ready for elective surgery by specialty of surgeon: 8 patients

	As at 30 Jun 2017	Same time last year	Change since one year ago
All specialties	8	12	-33.3%
Cardiothoracic surgery	0	0	n/a
Ear, nose and throat surgery	0	0	n/a
General surgery	7	11	-36.4%
Gynaecology	0	0	n/a
Medical	0	0	n/a
Neurosurgery	0	0	n/a
Ophthalmology	0	0	n/a
Orthopaedic surgery	< 5	< 5	*
Plastic surgery	0	0	n/a
Urology	0	0	n/a
Vascular surgery	0	0	n/a

Patients ready for elective surgery for common procedures⁷

	As at 30 Jun 2017	Same time last year	Change since one year ago
Abdominal hysterectomy	0	< 5	n/a
Cataract extraction	0	< 5	n/a
Cholecystectomy	0	5	-100.0%
Coronary artery bypass graft	0	< 5	n/a
Cystoscopy	0	< 5	n/a
Haemorrhoidectomy	0	< 5	n/a
Hysteroscopy	0	< 5	n/a
Inguinal herniorrhaphy	< 5	< 5	*
Myringoplasty / Tympanoplasty	0	< 5	n/a
Myringotomy	0	< 5	n/a
Other - General	0	< 5	n/a
Prostatectomy	0	< 5	n/a
Septoplasty	0	< 5	n/a
Tonsillectomy	0	< 5	n/a
Total hip replacement	0	< 5	n/a
Total knee replacement	0	< 5	n/a
Varicose veins stripping and ligation	0	< 5	n/a

Narrabri District Hospital: Patients ready for elective surgery as at 30th June 2017

Patients ready for elective surgery, on the waiting list for longer than 12 months

	As at 30 Jun 2017	Same time last year
All specialties	0	0

* Suppressed due to small numbers and to protect privacy. Relevant graphs are also suppressed.

< 5 Less than five patients. For measures by urgency category, counts are included in an adjacent category. Relevant graphs are also suppressed.

1. Excluding staged procedures.
2. Excluding staged procedures and cystoscopy.
3. Including non-urgent cystoscopy.
4. Excludes the total number of days the patient was coded as 'not ready for surgery'.
5. This is the number of days it took for half of patients who received elective surgery during the period to be admitted and receive their surgery. The other half took equal to or longer than the median to be admitted for surgery.
6. This is the number of days it took for 90% of patients who received elective surgery during the period to be admitted and receive their surgery. The final 10% of patients took equal to or longer than the 90th percentile.
7. The procedures included in this list are procedures which are high volume; some may be associated with long waiting periods. For a description of these procedures see *Elective Surgery Glossary of Common Procedures, December 2012*.
8. Includes staged procedures, non-urgent cystoscopy, and patients currently not available for personal reasons.

For more information: For details of methods, see the *Technical Supplement: Elective surgery measures, July to September 2016*.

Note: All percentages rounded to whole numbers and therefore percentages may not add to 100%.

Source: Waiting List Collection On-Line System, NSW Health (extracted 18 July 2017.).