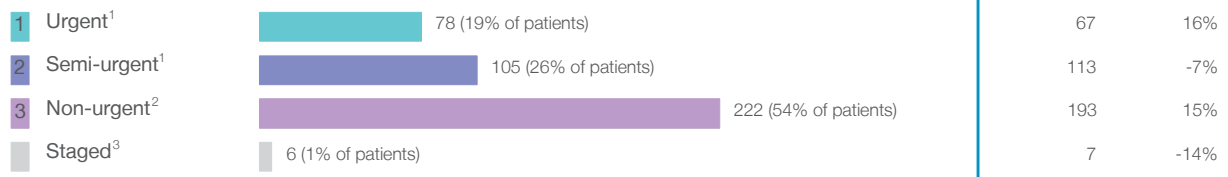


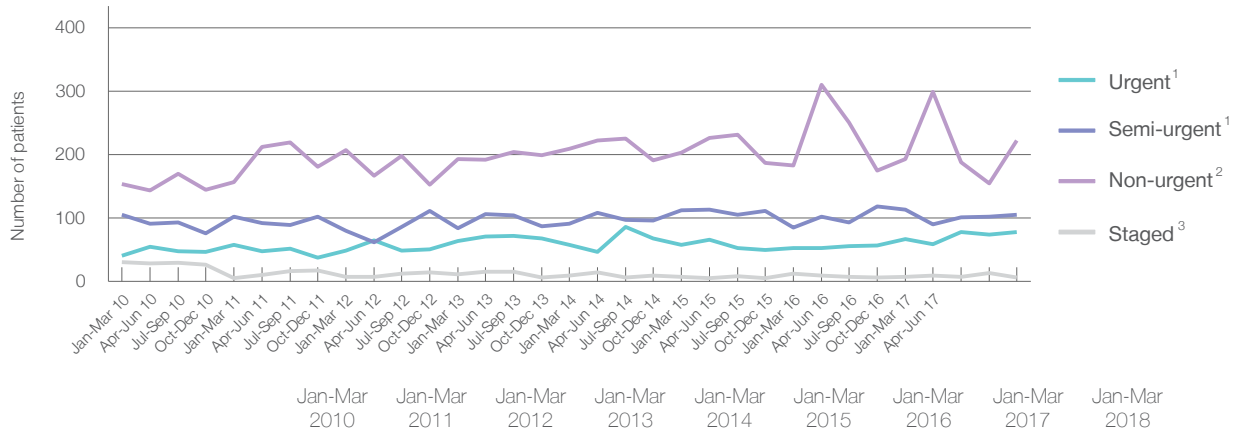
Bowral and District Hospital: Elective surgery performed

January to March 2018

Patients who received elective surgery by urgency category: 411 patients



Patients who received elective surgery by urgency category by quarter, January 2013 to March 2018



All categories	331	322	343	353	368	381	334	380	411
Urgent ¹	41	58	49	64	58	58	53	67	78
Semi-urgent ¹	105	102	80	84	91	112	85	113	105
Non-urgent ²	154	157	207	193	209	203	183	193	222
Staged ³	31	5	7	12	10	8	13	7	6

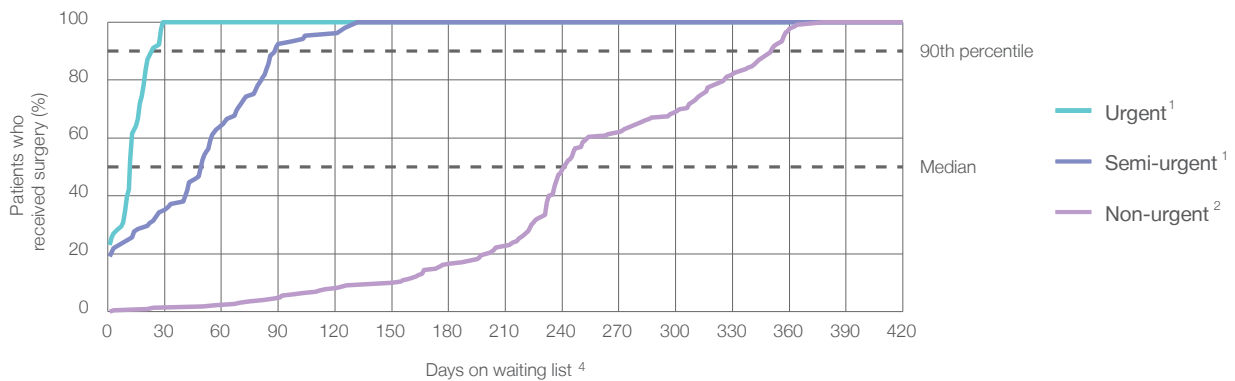
Bowral and District Hospital: Time waited to receive elective surgery

January to March 2018

Percentage of patients who received surgery within the clinically recommended timeframe

			Same period last year	Peer group (this period)
1	Urgent ¹	Recommended: 30 days	100%	100%
2	Semi-urgent ¹	Recommended: 90 days	99.1%	98.1%
3	Non-urgent ²	Recommended: 365 days	98.4%	97.4%

Percentage of patients who received elective surgery by waiting time (days)



Waiting time (days) for people who received surgery by urgency category

		Peer group (this period)	This hospital (same period last year)	Peer group (same period last year)
1	Urgent: ¹ 78 patients			
	Median time to receive surgery	12 days	13	21
	90th percentile time to receive surgery	*	27	*
2	Semi-urgent: ¹ 105 patients			
	Median time to receive surgery	50 days	52	55
	90th percentile time to receive surgery	89 days	84	79
3	Non-urgent: ² 222 patients			
	Median time to receive surgery	243 days	247	243
	90th percentile time to receive surgery	351 days	352	348

Bowral and District Hospital: Time waited to receive elective surgery

January to March 2018

Median⁵ waiting time (days) for patients who received elective surgery by specialty of surgeon

		Same period last year	Peer group (this period)
Cardiothoracic surgery	n/a (0 patients)	n/a	n/a
Ear, nose and throat surgery	n/a (0 patients)	n/a	101
General surgery	36 days (118 patients)	32	50
Gynaecology	21 days (75 patients)	66	52
Medical	n/a (0 patients)	n/a	11
Neurosurgery	n/a (0 patients)	n/a	n/a
Ophthalmology	232 days (105 patients)	236	279
Orthopaedic surgery	301 days (113 patients)	301	179
Plastic surgery	n/a (0 patients)	n/a	57
Urology	n/a (0 patients)	n/a	39
Vascular surgery	n/a (0 patients)	n/a	85

Median⁵ waiting time (days) for patients who received elective surgery by common procedures⁷

		Same period last year	Peer group (this period)
Abdominal hysterectomy	* (< 5 patients)	*	87
Cataract extraction	232 days (102 patients)	236	281
Cholecystectomy	52 days (15 patients)	51	52
Coronary artery bypass graft	n/a (0 patients)	n/a	n/a
Cystoscopy	* (< 5 patients)	*	32
Haemorrhoidectomy	n/a (0 patients)	*	77
Hysteroscopy	20 days (37 patients)	46	43
Inguinal herniorrhaphy	93 days (14 patients)	85	82
Myringoplasty / Tympanoplasty	n/a (0 patients)	n/a	*
Myringotomy	n/a (0 patients)	n/a	*
Other - General	* (5 patients)	n/a	33
Prostatectomy	n/a (0 patients)	n/a	84
Septoplasty	n/a (0 patients)	n/a	251
Tonsillectomy	n/a (0 patients)	n/a	119
Total hip replacement	289 days (24 patients)	320	259
Total knee replacement	327 days (45 patients)	325	294
Varicose veins stripping and ligation	n/a (0 patients)	n/a	104

Bowral and District Hospital: Elective surgery waiting list

January to March 2018

Patients ready for surgery on waiting list at start of quarter: 844 patients

Patients ready for surgery on waiting list at end of quarter: 797 patients

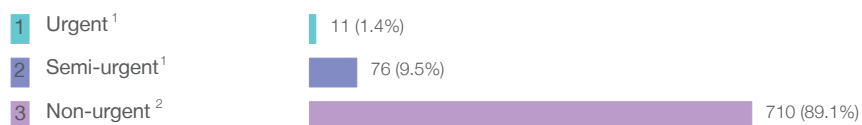
Patients not ready for surgery⁸ on waiting list at end of quarter: 120 patients

Same period last year	Change since one year ago
740	14%
794	0%
67	79%

Bowral and District Hospital: Patients ready for elective surgery

as at 31st March 2018

Patients ready for surgery on waiting list by urgency category: 797 patients



Same period last year	Change since one year ago
14	-21%
51	49%
729	-3%

Bowral and District Hospital: Patients ready for elective surgery

as at 31st March 2018

Patients ready for elective surgery by specialty of surgeon: 797 patients

	As at 31 Mar 2018	Same time last year	Change since one year ago
All specialties	797	794	0%
Cardiothoracic surgery	0	0	n/a
Ear, nose and throat surgery	0	0	n/a
General surgery	127	83	53%
Gynaecology	58	56	4%
Medical	0	0	n/a
Neurosurgery	0	0	n/a
Ophthalmology	254	255	0%
Orthopaedic surgery	358	400	-11%
Plastic surgery	0	0	n/a
Urology	0	0	n/a
Vascular surgery	0	0	n/a

Patients ready for elective surgery for common procedures ⁷

	As at 31 Mar 2018	Same time last year	Change since one year ago
Abdominal hysterectomy	9	9	0%
Cataract extraction	251	253	-1%
Cholecystectomy	13	10	30%
Coronary artery bypass graft	0	< 5	n/a
Cystoscopy	< 5	< 5	n/a
Haemorrhoidectomy	< 5	< 5	n/a
Hysteroscopy	24	13	85%
Inguinal herniorrhaphy	31	9	244%
Myringoplasty / Tympanoplasty	0	< 5	n/a
Myringotomy	0	< 5	n/a
Other - General	7	< 5	*
Prostatectomy	0	< 5	n/a
Septoplasty	0	< 5	n/a
Tonsillectomy	0	< 5	n/a
Total hip replacement	72	91	-21%
Total knee replacement	146	150	-3%
Varicose veins stripping and ligation	0	< 5	n/a

Bowral and District Hospital: Patients ready for elective surgery as at 31st March 2018

Patients ready for elective surgery, on the waiting list for longer than 12 months

As at 31 Mar 2018

Same time last year

All specialties	0	0
-----------------	---	---

* Suppressed due to small numbers and to protect privacy. Relevant graphs are also suppressed.

< 5 Less than five patients. For measures by urgency category, counts are included in an adjacent category. Relevant graphs are also suppressed.

1. Excluding staged procedures.
2. Excluding staged procedures and cystoscopy.
3. Including non-urgent cystoscopy.
4. Excludes the total number of days the patient was coded as 'not ready for surgery'.
5. This is the number of days it took for half of patients who received elective surgery during the period to be admitted and receive their surgery. The other half took equal to or longer than the median to be admitted for surgery.
6. This is the number of days it took for 90% of patients who received elective surgery during the period to be admitted and receive their surgery. The final 10% of patients took equal to or longer than the 90th percentile.
7. The procedures included in this list are procedures which are high volume; some may be associated with long waiting periods. For a description of these procedures see *Elective Surgery Glossary of Common Procedures, December 2012*.
8. Includes staged procedures, non-urgent cystoscopy, and patients currently not available for personal reasons.

For more information: For details of methods, see the *Technical Supplement: Elective surgery measures, January to March 2018*.

Note: All percentages rounded to whole numbers and therefore percentages may not add to 100%.

Source: Waiting List Collection On-Line System, NSW Health (extracted 13 April 2018.).