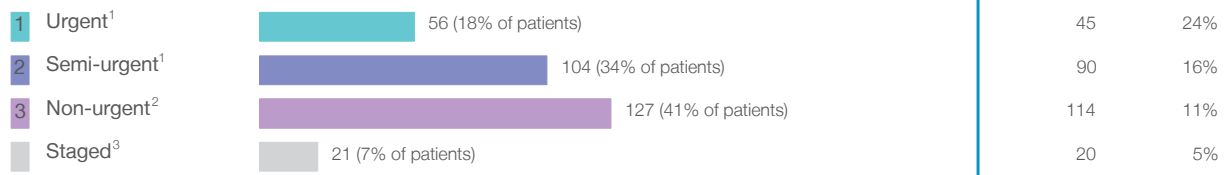


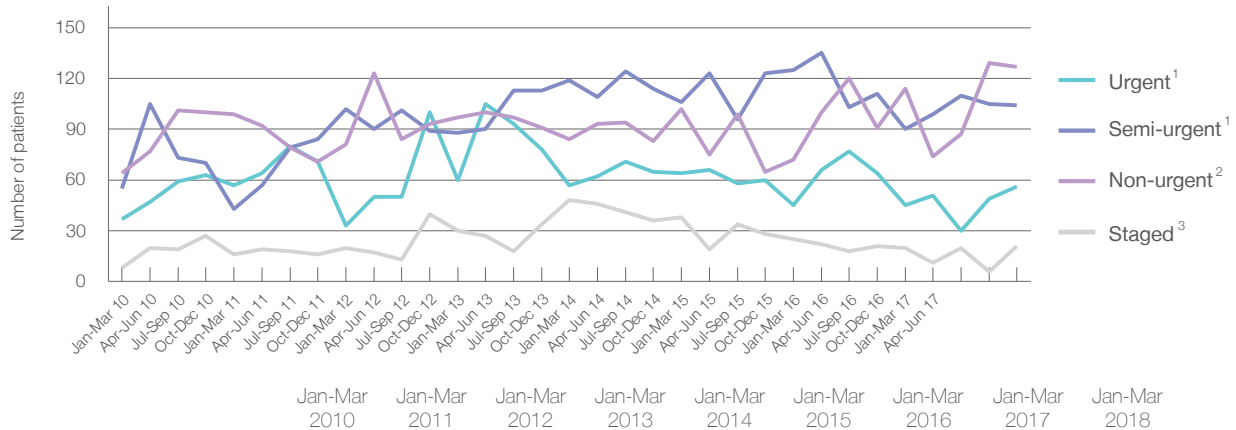
Griffith Base Hospital: Elective surgery performed

January to March 2018

Patients who received elective surgery by urgency category: 308 patients



Patients who received elective surgery by urgency category by quarter, January 2013 to March 2018



All categories	164	215	236	275	308	310	267	269	308
Urgent ¹	37	57	33	60	57	64	45	45	56
Semi-urgent ¹	55	43	102	88	119	106	125	90	104
Non-urgent ²	64	99	81	97	84	102	72	114	127
Staged ³	8	16	20	30	48	38	25	20	21

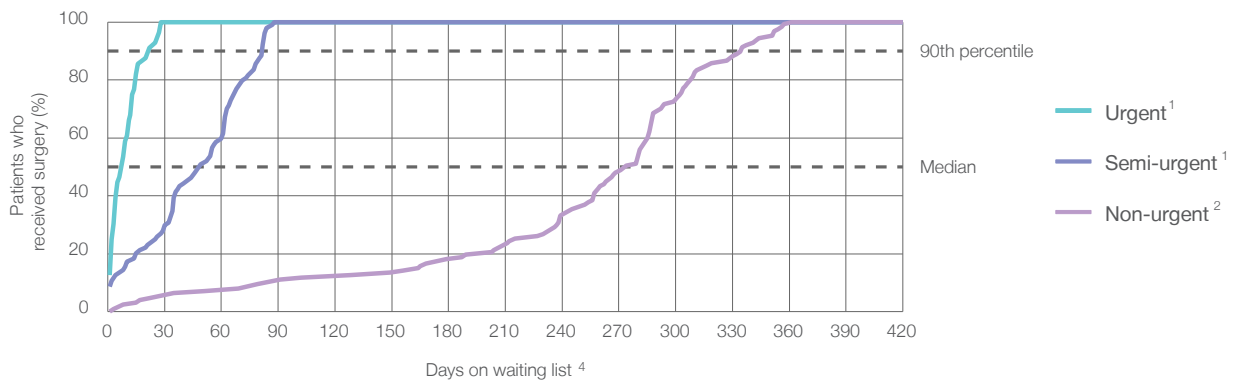
Griffith Base Hospital: Time waited to receive elective surgery

January to March 2018

Percentage of patients who received surgery within the clinically recommended timeframe

			Same period last year	Peer group (this period)
1	Urgent ¹	Recommended: 30 days	100%	100%
2	Semi-urgent ¹	Recommended: 90 days	100%	98.1%
3	Non-urgent ²	Recommended: 365 days	100%	97.4%

Percentage of patients who received elective surgery by waiting time (days)



Waiting time (days) for people who received surgery by urgency category

		Peer group (this period)	This hospital (same period last year)	Peer group (same period last year)
1	Urgent: ¹ 56 patients			
	Median time to receive surgery	8 days	13	13
	90th percentile time to receive surgery	*	27	26
2	Semi-urgent: ¹ 104 patients			
	Median time to receive surgery	49 days	52	51
	90th percentile time to receive surgery	82 days	84	83
3	Non-urgent: ² 127 patients			
	Median time to receive surgery	274 days	247	329
	90th percentile time to receive surgery	335 days	352	355

Griffith Base Hospital: Time waited to receive elective surgery

January to March 2018

Median⁵ waiting time (days) for patients who received elective surgery by specialty of surgeon

		Same period last year	Peer group (this period)
Cardiothoracic surgery	n/a (0 patients)	n/a	n/a
Ear, nose and throat surgery	n/a (0 patients)	n/a	101
General surgery	35 days (94 patients)	46	50
Gynaecology	47 days (81 patients)	60	52
Medical	n/a (0 patients)	n/a	11
Neurosurgery	n/a (0 patients)	n/a	n/a
Ophthalmology	281 days (82 patients)	343	279
Orthopaedic surgery	n/a (0 patients)	n/a	179
Plastic surgery	n/a (0 patients)	n/a	57
Urology	35 days (51 patients)	67	39
Vascular surgery	n/a (0 patients)	n/a	85

Median⁵ waiting time (days) for patients who received elective surgery by common procedures⁷

		Same period last year	Peer group (this period)
Abdominal hysterectomy	68 days (12 patients)	*	87
Cataract extraction	281 days (73 patients)	341	281
Cholecystectomy	43 days (13 patients)	74	52
Coronary artery bypass graft	n/a (0 patients)	n/a	n/a
Cystoscopy	* (< 5 patients)	*	32
Haemorrhoidectomy	n/a (0 patients)	n/a	77
Hysteroscopy	44 days (10 patients)	24	43
Inguinal herniorrhaphy	49 days (18 patients)	84	82
Myringoplasty / Tympanoplasty	n/a (0 patients)	n/a	*
Myringotomy	n/a (0 patients)	n/a	*
Other - General	n/a (0 patients)	*	33
Prostatectomy	n/a (0 patients)	n/a	84
Septoplasty	n/a (0 patients)	n/a	251
Tonsillectomy	* (< 5 patients)	*	119
Total hip replacement	n/a (0 patients)	n/a	259
Total knee replacement	n/a (0 patients)	n/a	294
Varicose veins stripping and ligation	n/a (0 patients)	n/a	104

Griffith Base Hospital: Elective surgery waiting list

January to March 2018

Patients ready for surgery on waiting list at start of quarter: 326 patients

Patients ready for surgery on waiting list at end of quarter: 314 patients

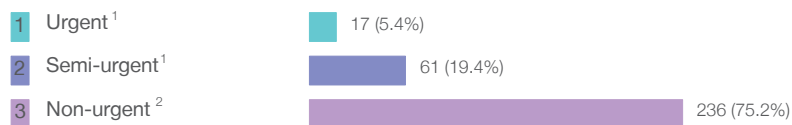
Patients not ready for surgery⁸ on waiting list at end of quarter: 70 patients

Same period last year	Change since one year ago
370	-12%
380	-17%
59	19%

Griffith Base Hospital: Patients ready for elective surgery

as at 31st March 2018

Patients ready for surgery on waiting list by urgency category: 314 patients



Same period last year	Change since one year ago
13	31%
61	0%
306	-23%

Griffith Base Hospital: Patients ready for elective surgery as at 31st March 2018

Patients ready for elective surgery by specialty of surgeon: 314 patients

	As at 31 Mar 2018	Same time last year	Change since one year ago
All specialties	314	380	-17%
Cardiothoracic surgery	0	0	n/a
Ear, nose and throat surgery	< 5	0	n/a
General surgery	97	90	8%
Gynaecology	49	87	-44%
Medical	0	0	n/a
Neurosurgery	0	0	n/a
Ophthalmology	152	199	-24%
Orthopaedic surgery	0	0	n/a
Plastic surgery	0	0	n/a
Urology	12	< 5	*
Vascular surgery	0	0	n/a

Patients ready for elective surgery for common procedures ⁷

	As at 31 Mar 2018	Same time last year	Change since one year ago
Abdominal hysterectomy	7	11	-36%
Cataract extraction	133	181	-27%
Cholecystectomy	10	7	43%
Coronary artery bypass graft	0	< 5	n/a
Cystoscopy	< 5	< 5	*
Haemorrhoidectomy	0	< 5	*
Hysteroscopy	< 5	16	*
Inguinal herniorrhaphy	24	13	85%
Myringoplasty / Tympanoplasty	0	< 5	n/a
Myringotomy	0	< 5	n/a
Other - General	< 5	< 5	n/a
Prostatectomy	0	< 5	n/a
Septoplasty	0	< 5	n/a
Tonsillectomy	< 5	< 5	*
Total hip replacement	0	< 5	n/a
Total knee replacement	0	< 5	n/a
Varicose veins stripping and ligation	< 5	< 5	*

Griffith Base Hospital: Patients ready for elective surgery as at 31st March 2018

Patients ready for elective surgery, on the waiting list for longer than 12 months

As at 31 Mar 2018

Same time last year

All specialties	0	0
-----------------	---	---

* Suppressed due to small numbers and to protect privacy. Relevant graphs are also suppressed.

< 5 Less than five patients. For measures by urgency category, counts are included in an adjacent category. Relevant graphs are also suppressed.

1. Excluding staged procedures.
2. Excluding staged procedures and cystoscopy.
3. Including non-urgent cystoscopy.
4. Excludes the total number of days the patient was coded as 'not ready for surgery'.
5. This is the number of days it took for half of patients who received elective surgery during the period to be admitted and receive their surgery. The other half took equal to or longer than the median to be admitted for surgery.
6. This is the number of days it took for 90% of patients who received elective surgery during the period to be admitted and receive their surgery. The final 10% of patients took equal to or longer than the 90th percentile.
7. The procedures included in this list are procedures which are high volume; some may be associated with long waiting periods. For a description of these procedures see *Elective Surgery Glossary of Common Procedures, December 2012*.
8. Includes staged procedures, non-urgent cystoscopy, and patients currently not available for personal reasons.

For more information: For details of methods, see the *Technical Supplement: Elective surgery measures, January to March 2018*.

Note: All percentages rounded to whole numbers and therefore percentages may not add to 100%.

Source: Waiting List Collection On-Line System, NSW Health (extracted 13 April 2018.).