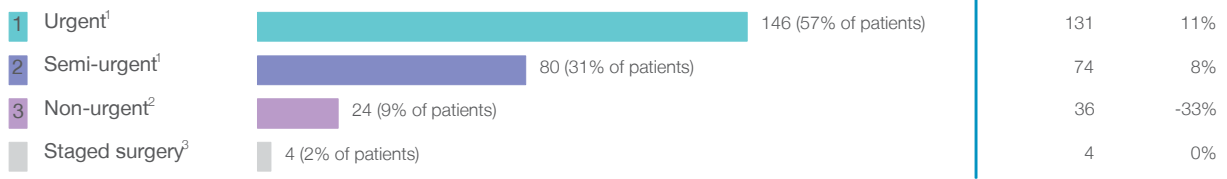


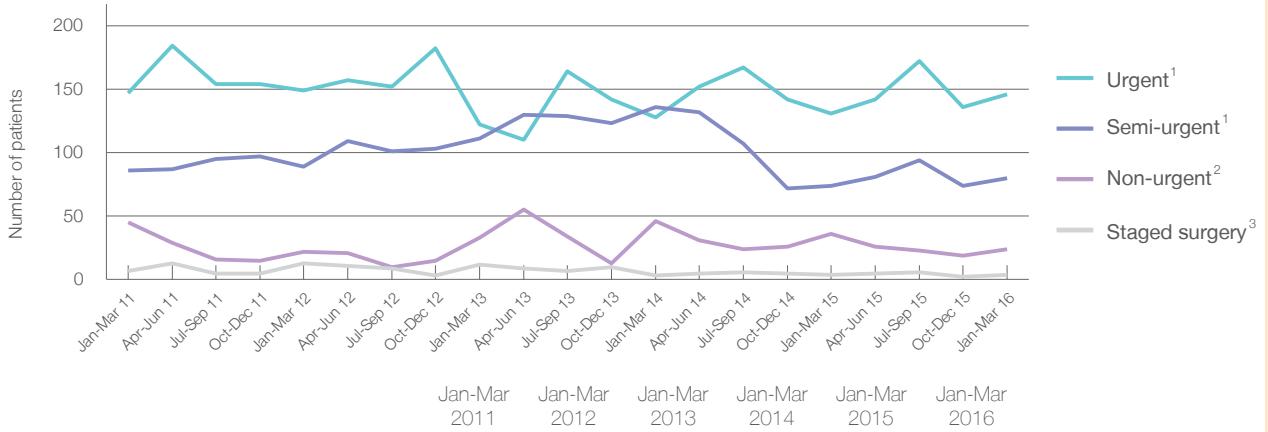
## Calvary Mater Newcastle: Elective surgery performed

January to March 2016

Patients who received elective surgery by urgency category: 254 patients



Patients who received elective surgery by urgency category by quarter, January 2011 to March 2016



Urgency Category	Jan-Mar 2011	Jan-Mar 2012	Jan-Mar 2013	Jan-Mar 2014	Jan-Mar 2015	Jan-Mar 2016
All categories	285	273	278	313	245	254
Urgent <sup>1</sup>	147	149	122	128	131	146
Semi-urgent <sup>1</sup>	86	89	111	136	74	80
Non-urgent <sup>2</sup>	45	22	33	46	36	24
Staged surgery <sup>3</sup>	7	13	12	3	4	4

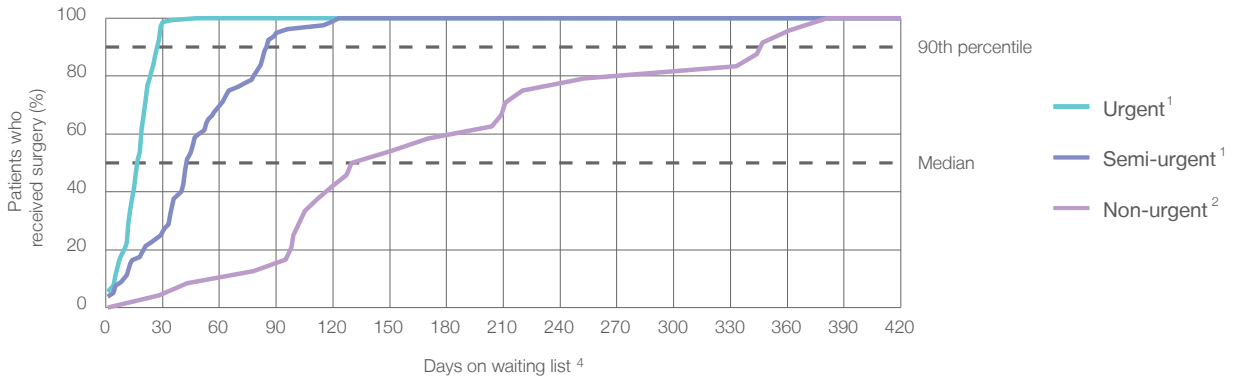
## Calvary Mater Newcastle: Time waited to receive elective surgery

January to March 2016

Percentage of patients who received surgery within the clinically recommended timeframe



Percentage of patients who received elective surgery by waiting time (days)



Waiting time (days) for people who received surgery by urgency category

Urgency Category	Median time to receive surgery	90th percentile time to receive surgery	Peer group (this period)	This hospital (same period last year)	Peer group (same period last year)
<b>1 Urgent:</b> <sup>1</sup> 146 patients	17 days	28 days	11	12	10
<b>2 Semi-urgent:</b> <sup>1</sup> 80 patients	43 days	*	44	45	43
<b>3 Non-urgent:</b> <sup>2</sup> 24 patients	141 days	*	247	145	207

## Calvary Mater Newcastle: Time waited to receive elective surgery

January to March 2016

Median <sup>5</sup> waiting time (days) for patients who received elective surgery by specialty of surgeon		Same period last year	Peer group (this period)
Cardiothoracic surgery	* (6 patients)	*	*
Ear, nose and throat surgery	n/a (0 patients)	n/a	320
General surgery	22 days (234 patients)	22	21
Gynaecology	* (7 patients)	*	26
Medical	* (< 5 patients)	n/a	*
Neurosurgery	n/a (0 patients)	n/a	n/a
Ophthalmology	n/a (0 patients)	n/a	130
Orthopaedic surgery	n/a (0 patients)	n/a	64
Plastic surgery	* (6 patients)	*	*
Urology	n/a (0 patients)	n/a	n/a
Vascular surgery	n/a (0 patients)	n/a	n/a

Median <sup>5</sup> waiting time (days) for patients who received elective surgery by common procedures <sup>7</sup>		Same period last year	Peer group (this period)
Abdominal hysterectomy	n/a (0 patients)	n/a	13
Cataract extraction	n/a (0 patients)	n/a	263
Cholecystectomy	86 days (20 patients)	48	86
Coronary artery bypass graft	n/a (0 patients)	n/a	n/a
Cystoscopy	n/a (0 patients)	n/a	*
Haemorrhoidectomy	* (< 5 patients)	*	*
Hysteroscopy	n/a (0 patients)	n/a	34
Inguinal herniorrhaphy	86 days (13 patients)	73	86
Myringoplasty / Tympanoplasty	n/a (0 patients)	n/a	*
Myringotomy	n/a (0 patients)	n/a	n/a
Other - General	17 days (20 patients)	24	17
Prostatectomy	n/a (0 patients)	n/a	n/a
Septoplasty	n/a (0 patients)	n/a	350
Tonsillectomy	n/a (0 patients)	n/a	*
Total hip replacement	n/a (0 patients)	n/a	n/a
Total knee replacement	n/a (0 patients)	n/a	n/a
Varicose veins stripping and ligation	n/a (0 patients)	n/a	n/a

### Calvary Mater Newcastle: Elective surgery waiting list

January to March 2016

Patients ready for surgery on waiting list at start of quarter: 120 patients

Patients ready for surgery on waiting list at end of quarter: 116 patients

Patients not ready for surgery<sup>8</sup> on waiting list at end of quarter: 30 patients

	Same period last year	Change since one year ago
Patients ready for surgery on waiting list at start of quarter	112	7%
Patients ready for surgery on waiting list at end of quarter	118	-2%
Patients not ready for surgery <sup>8</sup> on waiting list at end of quarter	36	-17%

### Calvary Mater Newcastle: Patients ready for elective surgery

as at 31st March 2016

Patients ready for surgery on waiting list by urgency category: 116 patients



	Same period last year	Change since one year ago
Urgent <sup>1</sup>	21	29%
Semi-urgent <sup>1</sup>	47	-17%
Non-urgent <sup>2</sup>	50	0%

## Calvary Mater Newcastle: Patients ready for elective surgery as at 31st March 2016

Patients ready for elective surgery by specialty of surgeon: 116 patients

	As at 31 Mar 2016	Same time last year	Change since one year ago
All specialties	116	118	-2%
Cardiothoracic surgery	< 5	< 5	*
Ear, nose and throat surgery	0	0	n/a
General surgery	105	98	7%
Gynaecology	< 5	9	*
Medical	0	0	n/a
Neurosurgery	0	0	n/a
Ophthalmology	0	0	n/a
Orthopaedic surgery	0	0	n/a
Plastic surgery	7	10	-30%
Urology	0	0	n/a
Vascular surgery	0	0	n/a

Patients ready for elective surgery for common procedures<sup>7</sup>

	As at 31 Mar 2016	Same time last year	Change since one year ago
Abdominal hysterectomy	0	< 5	n/a
Cataract extraction	0	< 5	n/a
Cholecystectomy	23	17	35%
Coronary artery bypass graft	0	< 5	n/a
Cystoscopy	0	< 5	n/a
Haemorrhoidectomy	< 5	< 5	*
Hysteroscopy	0	< 5	n/a
Inguinal herniorrhaphy	14	13	8%
Myringoplasty / Tympanoplasty	0	< 5	n/a
Myringotomy	0	< 5	n/a
Other - General	6	13	-54%
Prostatectomy	0	< 5	n/a
Septoplasty	0	< 5	n/a
Tonsillectomy	0	< 5	n/a
Total hip replacement	0	< 5	n/a
Total knee replacement	0	< 5	n/a
Varicose veins stripping and ligation	0	< 5	n/a

## Calvary Mater Newcastle: Patients ready for elective surgery

as at 31st March 2016

Patients ready for elective surgery, on the waiting list for longer than 12 months

	As at 31 Mar 2016	Same time last year
All specialties	0	0

- \* Suppressed due to small numbers and to protect privacy. Relevant graphs are also suppressed.
- < 5 Less than five patients. For measures by urgency category, counts are included in an adjacent category. Relevant graphs are also suppressed.
1. Excluding staged procedures.
  2. Excluding staged procedures and cystoscopy.
  3. Including non-urgent cystoscopy.
  4. Excludes the total number of days the patient was coded as 'not ready for surgery'.
  5. This is the number of days it took for half of patients who received elective surgery during the period to be admitted and receive their surgery. The other half took equal to or longer than the median to be admitted for surgery.
  6. This is the number of days it took for 90% of patients who received elective surgery during the period to be admitted and receive their surgery. The final 10% of patients took equal to or longer than the 90th percentile.
  7. The procedures included in this list are procedures which are high volume; some may be associated with long waiting periods. For a description of these procedures see *Elective Surgery Glossary of Common Procedures, December 2012*.
  8. Includes staged procedures, non-urgent cystoscopy, and patients currently not available for personal reasons.
- For more information: For details of methods, see the *Technical Supplement: Elective surgery measures, January to March 2013*.
- Note:** All percentages rounded to whole numbers and therefore percentages may not add to 100%.
- Source:** Waiting List Collection On-Line System, NSW Health (extracted 15 April 2016).