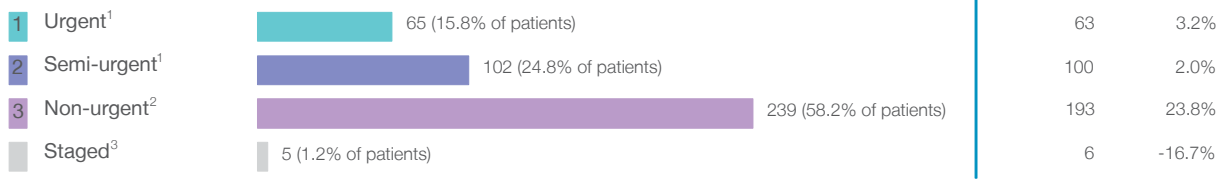


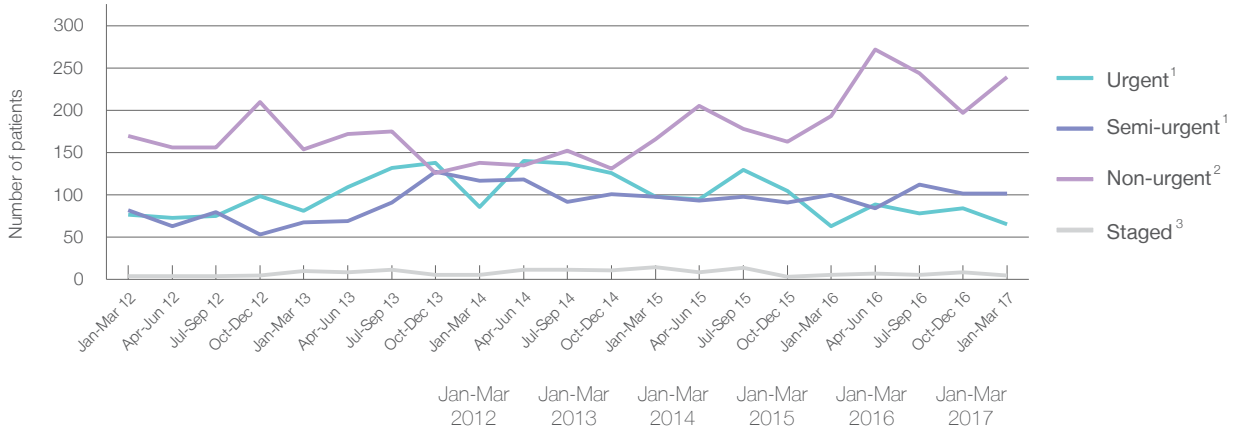
South East Regional Hospital: Elective surgery performed

January to March 2017

Patients who received elective surgery by urgency category: 411 patients



Patients who received elective surgery by urgency category by quarter, January 2012 to March 2017



	Jan-Mar 2012	Jan-Mar 2013	Jan-Mar 2014	Jan-Mar 2015	Jan-Mar 2016	Jan-Mar 2017
All categories	333	313	347	377	362	411
Urgent ¹	77	81	86	98	63	65
Semi-urgent ¹	82	68	117	98	100	102
Non-urgent ²	170	154	138	166	193	239
Staged ³	4	10	6	15	6	5

Comparisons should be made with caution – South East Regional Hospital replaced Bega District Hospital, which provided different services.

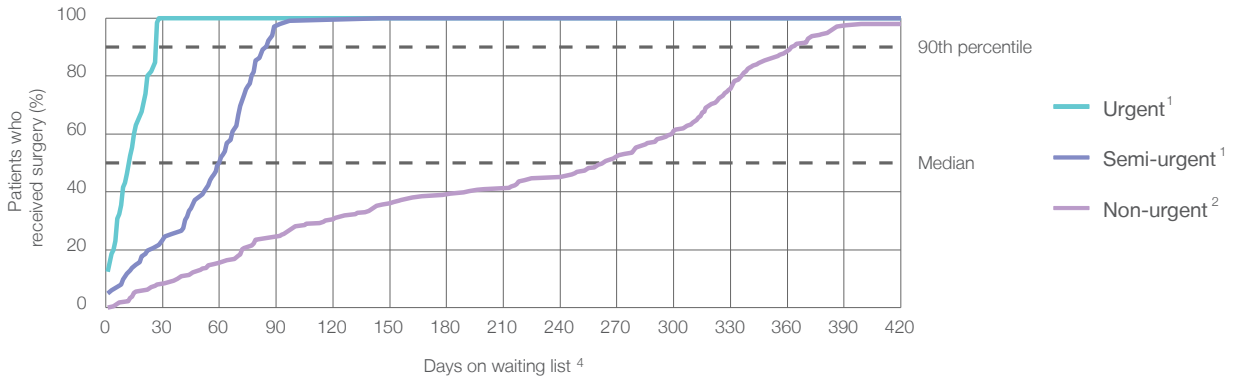
South East Regional Hospital: Time waited to receive elective surgery

January to March 2017

Percentage of patients who received surgery within the clinically recommended timeframe

	Recommended:	Percentage	Same period last year	Peer group (this period)
1 Urgent ¹	30 days	100%	100%	99.9%
2 Semi-urgent ¹	90 days	97.1%	96.0%	98.7%
3 Non-urgent ²	365 days	91.2%	95.9%	98.5%

Percentage of patients who received elective surgery by waiting time (days)



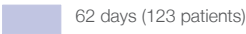




Waiting time (days) for people who received surgery by urgency category



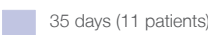


	Peer group (this period)	This hospital (same period last year)	Peer group (same period last year)
1 Urgent: ¹ 65 patients			
Median time to receive surgery	13 days	13	15
90th percentile time to receive surgery	*	26	* 27
2 Semi-urgent: ¹ 102 patients			
Median time to receive surgery	61 days	50	68
90th percentile time to receive surgery	85 days	83	87
3 Non-urgent: ² 239 patients			
Median time to receive surgery	263 days	254	297
90th percentile time to receive surgery	364 days	351	359

Comparisons should be made with caution – South East Regional Hospital replaced Bega District Hospital, which provided different services.

South East Regional Hospital: Time waited to receive elective surgery

January to March 2017

Median ⁵ waiting time (days) for patients who received elective surgery by specialty of surgeon		Same period last year	Peer group (this period)
Cardiothoracic surgery	n/a (0 patients)	n/a	n/a
Ear, nose and throat surgery	* (< 5 patients)	n/a	138
General surgery	 62 days (123 patients)	73	48
Gynaecology	 51 days (32 patients)	62	46
Medical	* (< 5 patients)	*	6
Neurosurgery	n/a (0 patients)	n/a	n/a
Ophthalmology	 100 days (52 patients)	307	290
Orthopaedic surgery	 218 days (173 patients)	162	150
Plastic surgery	n/a (0 patients)	n/a	56
Urology	 28 days (25 patients)	70	33
Vascular surgery	n/a (0 patients)	n/a	68

Median ⁵ waiting time (days) for patients who received elective surgery by common procedures ⁷		Same period last year	Peer group (this period)
Abdominal hysterectomy	n/a (0 patients)	*	114
Cataract extraction	 100 days (51 patients)	308	295
Cholecystectomy	 50 days (10 patients)	72	52
Coronary artery bypass graft	n/a (0 patients)	n/a	n/a
Cystoscopy	* (7 patients)	49	31
Haemorrhoidectomy	n/a (0 patients)	*	63
Hysteroscopy	 35 days (11 patients)	62	35
Inguinal herniorrhaphy	* (5 patients)	*	84
Myringoplasty / Tympanoplasty	n/a (0 patients)	n/a	*
Myringotomy	* (< 5 patients)	n/a	*
Other - General	* (< 5 patients)	*	35
Prostatectomy	* (< 5 patients)	83	41
Septoplasty	n/a (0 patients)	n/a	313
Tonsillectomy	n/a (0 patients)	*	154
Total hip replacement	 200 days (35 patients)	136	231
Total knee replacement	 271 days (57 patients)	253	259
Varicose veins stripping and ligation	n/a (0 patients)	n/a	87

Comparisons should be made with caution – South East Regional Hospital replaced Bega District Hospital, which provided different services.

South East Regional Hospital: Elective surgery waiting list

January to March 2017

Patients ready for surgery on waiting list at start of quarter: 798 patients

Patients ready for surgery on waiting list at end of quarter: 757 patients

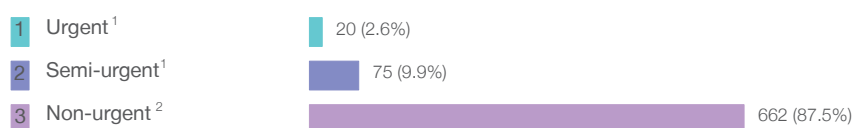
Patients not ready for surgery⁸ on waiting list at end of quarter: 206 patients

	Same period last year	Change since one year ago
Patients ready for surgery on waiting list at start of quarter	793	0.6%
Patients ready for surgery on waiting list at end of quarter	895	-15.4%
Patients not ready for surgery ⁸ on waiting list at end of quarter	198	4.0%

South East Regional Hospital: Patients ready for elective surgery

as at 31st March 2017

Patients ready for surgery on waiting list by urgency category: 757 patients



	Same period last year	Change since one year ago
Urgent ¹	16	25.0%
Semi-urgent ¹	75	0.0%
Non-urgent ²	804	-17.7%

Comparisons should be made with caution – South East Regional Hospital replaced Bega District Hospital, which provided different services.

South East Regional Hospital: Patients ready for elective surgery as at 31st March 2017

Patients ready for elective surgery by specialty of surgeon: 757 patients

	As at 31 Mar 2017	Same time last year	Change since one year ago
All specialties	757	895	-15.4%
Cardiothoracic surgery	0	0	n/a
Ear, nose and throat surgery	< 5	0	n/a
General surgery	178	238	-25.2%
Gynaecology	20	34	-41.2%
Medical	< 5	< 5	*
Neurosurgery	0	0	n/a
Ophthalmology	105	98	7.1%
Orthopaedic surgery	407	491	-17.1%
Plastic surgery	0	0	n/a
Urology	42	33	27.3%
Vascular surgery	0	0	n/a

Patients ready for elective surgery for common procedures ⁷

	As at 31 Mar 2017	Same time last year	Change since one year ago
Abdominal hysterectomy	< 5	< 5	*
Cataract extraction	103	98	5.1%
Cholecystectomy	18	24	-25.0%
Coronary artery bypass graft	0	< 5	n/a
Cystoscopy	5	6	-16.7%
Haemorrhoidectomy	0	< 5	*
Hysteroscopy	5	10	-50.0%
Inguinal herniorrhaphy	5	30	-83.3%
Myringoplasty / Tympanoplasty	0	< 5	n/a
Myringotomy	0	< 5	n/a
Other - General	8	9	-11.1%
Prostatectomy	14	17	-17.6%
Septoplasty	0	< 5	n/a
Tonsillectomy	< 5	19	*
Total hip replacement	61	89	-31.5%
Total knee replacement	169	171	-1.2%
Varicose veins stripping and ligation	< 5	< 5	*

Comparisons should be made with caution – South East Regional Hospital replaced Bega District Hospital, which provided different services.

South East Regional Hospital: Patients ready for elective surgery as at 31st March 2017

Patients ready for elective surgery, on the waiting list for longer than 12 months

	As at 31 Mar 2017	Same time last year
All specialties	5	10

Comparisons should be made with caution – South East Regional Hospital replaced Bega District Hospital, which provided different services.

- * Suppressed due to small numbers and to protect privacy. Relevant graphs are also suppressed.
- < 5 Less than five patients. For measures by urgency category, counts are included in an adjacent category. Relevant graphs are also suppressed.
1. Excluding staged procedures.
 2. Excluding staged procedures and cystoscopy.
 3. Including non-urgent cystoscopy.
 4. Excludes the total number of days the patient was coded as 'not ready for surgery'.
 5. This is the number of days it took for half of patients who received elective surgery during the period to be admitted and receive their surgery. The other half took equal to or longer than the median to be admitted for surgery.
 6. This is the number of days it took for 90% of patients who received elective surgery during the period to be admitted and receive their surgery. The final 10% of patients took equal to or longer than the 90th percentile.
 7. The procedures included in this list are procedures which are high volume; some may be associated with long waiting periods. For a description of these procedures see *Elective Surgery Glossary of Common Procedures, December 2012*.
 8. Includes staged procedures, non-urgent cystoscopy, and patients currently not available for personal reasons.
- For more information: For details of methods, see the *Technical Supplement: Elective surgery measures, July to September 2016*.
- Note:** All percentages rounded to whole numbers and therefore percentages may not add to 100%.
- Source:** Waiting List Collection On-Line System, NSW Health (extracted 18 April 2017.).