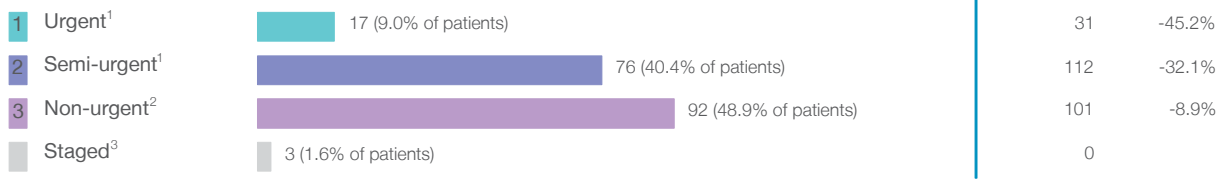


## Blue Mountains District Anzac Memorial Hospital: Elective surgery performed

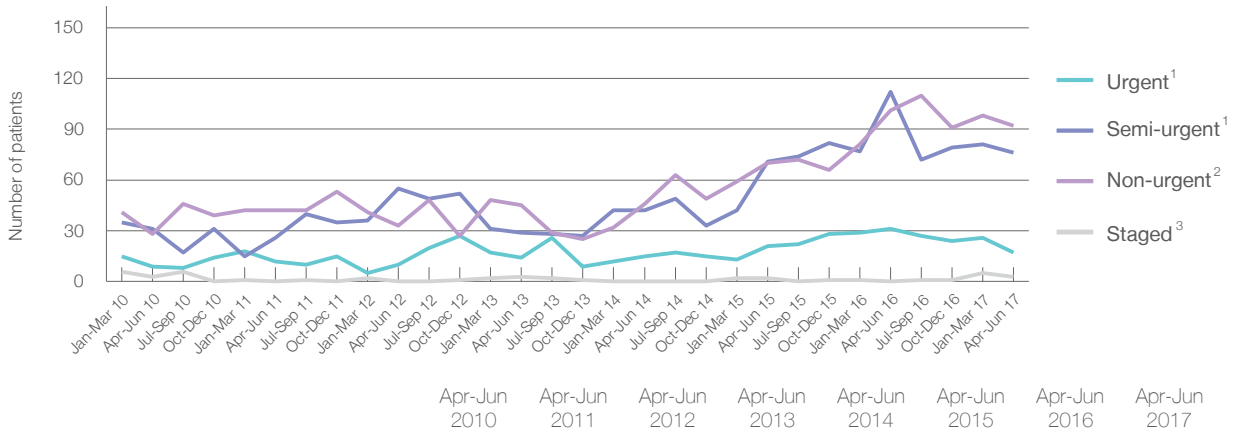
April to June 2017

Patients who received elective surgery by urgency category: 188 patients



Urgency Category	Same period last year	Change since one year ago
1 Urgent <sup>1</sup>	31	-45.2%
2 Semi-urgent <sup>1</sup>	112	-32.1%
3 Non-urgent <sup>2</sup>	101	-8.9%
Staged <sup>3</sup>	0	

Patients who received elective surgery by urgency category by quarter, April 2012 to June 2017



	Apr-Jun 2010	Apr-Jun 2011	Apr-Jun 2012	Apr-Jun 2013	Apr-Jun 2014	Apr-Jun 2015	Apr-Jun 2016	Apr-Jun 2017
All categories	71	80	98	91	103	164	244	188
Urgent <sup>1</sup>	9	12	10	14	15	21	31	17
Semi-urgent <sup>1</sup>	31	26	55	29	42	71	112	76
Non-urgent <sup>2</sup>	28	42	33	45	46	70	101	92
Staged <sup>3</sup>	3	0	0	3	0	2	0	3

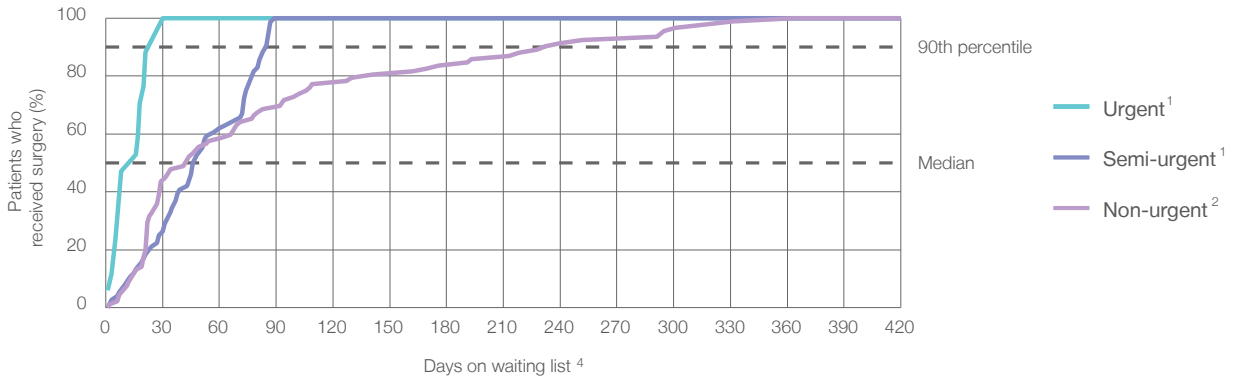
## Blue Mountains District Anzac Memorial Hospital: Time waited to receive elective surgery

April to June 2017

Percentage of patients who received surgery within the clinically recommended timeframe

	Recommended: (days)	100%	Same period last year	Peer group (this period)
1 Urgent <sup>1</sup>	30 days	100%	100%	99.8%
2 Semi-urgent <sup>1</sup>	90 days	100%	98.2%	99.8%
3 Non-urgent <sup>2</sup>	365 days	100%	95.0%	99.3%

Percentage of patients who received elective surgery by waiting time (days)





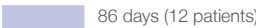

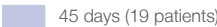

Waiting time (days) for people who received surgery by urgency category

	Peer group (this period)	This hospital (same period last year)	Peer group (same period last year)
<b>1 Urgent:</b> <sup>1</sup> 17 patients			
Median time to receive surgery	16 days	13	8
90th percentile time to receive surgery	*	27	* 26
<b>2 Semi-urgent:</b> <sup>1</sup> 76 patients			
Median time to receive surgery	47 days	39	38
90th percentile time to receive surgery	*	77	71
<b>3 Non-urgent:</b> <sup>2</sup> 92 patients			
Median time to receive surgery	43 days	174	127
90th percentile time to receive surgery	*	327	301

## Blue Mountains District Anzac Memorial Hospital: Time waited to receive elective surgery

April to June 2017

Median <sup>5</sup> waiting time (days) for patients who received elective surgery by specialty of surgeon		Same period last year	Peer group (this period)
Cardiothoracic surgery	n/a (0 patients)	n/a	n/a
Ear, nose and throat surgery	n/a (0 patients)	n/a	127
General surgery	 28 days (106 patients)	41	36
Gynaecology	 71 days (75 patients)	45	32
Medical	* (< 5 patients)	*	49
Neurosurgery	n/a (0 patients)	n/a	n/a
Ophthalmology	n/a (0 patients)	n/a	183
Orthopaedic surgery	n/a (0 patients)	n/a	114
Plastic surgery	n/a (0 patients)	n/a	n/a
Urology	n/a (0 patients)	n/a	33
Vascular surgery	* (6 patients)	*	191

Median <sup>5</sup> waiting time (days) for patients who received elective surgery by common procedures <sup>7</sup>		Same period last year	Peer group (this period)
Abdominal hysterectomy	 86 days (12 patients)	*	43
Cataract extraction	n/a (0 patients)	n/a	193
Cholecystectomy	 23 days (40 patients)	48	57
Coronary artery bypass graft	n/a (0 patients)	n/a	n/a
Cystoscopy	* (< 5 patients)	n/a	21
Haemorrhoidectomy	n/a (0 patients)	n/a	*
Hysteroscopy	 45 days (19 patients)	37	28
Inguinal herniorrhaphy	 32 days (19 patients)	68	64
Myringoplasty / Tympanoplasty	n/a (0 patients)	n/a	*
Myringotomy	n/a (0 patients)	n/a	*
Other - General	* (6 patients)	14	29
Prostatectomy	n/a (0 patients)	n/a	80
Septoplasty	n/a (0 patients)	n/a	312
Tonsillectomy	n/a (0 patients)	n/a	154
Total hip replacement	n/a (0 patients)	n/a	n/a
Total knee replacement	n/a (0 patients)	n/a	n/a
Varicose veins stripping and ligation	* (< 5 patients)	*	198

### Blue Mountains District Anzac Memorial Hospital: Elective surgery waiting list

April to June 2017

	Same period last year	Change since one year ago
Patients ready for surgery on waiting list at start of quarter: 147 patients	183	-19.7%
Patients ready for surgery on waiting list at end of quarter: 158 patients	146	8.2%
Patients not ready for surgery <sup>8</sup> on waiting list at end of quarter: 21 patients	23	-8.7%

### Blue Mountains District Anzac Memorial Hospital: Patients ready for elective surgery

as at 30th June 2017

Patients ready for surgery on waiting list by urgency category: 158 patients

	Same period last year	Change since one year ago
1 Urgent <sup>1</sup> < 5	7	*
2 Semi-urgent <sup>1</sup> 43 (27.2%)	37	10.8%
3 Non-urgent <sup>2</sup> 115 (72.8%)	102	12.7%

## Blue Mountains District Anzac Memorial Hospital: Patients ready for elective surgery as at 30th June 2017

Patients ready for elective surgery by specialty of surgeon: 158 patients

	As at 30 Jun 2017	Same time last year	Change since one year ago
All specialties	158	146	8.2%
Cardiothoracic surgery	0	0	n/a
Ear, nose and throat surgery	0	0	n/a
General surgery	59	88	-33.0%
Gynaecology	85	57	49.1%
Medical	< 5	< 5	*
Neurosurgery	0	0	n/a
Ophthalmology	0	0	n/a
Orthopaedic surgery	0	0	n/a
Plastic surgery	0	0	n/a
Urology	0	0	n/a
Vascular surgery	12	0	n/a

Patients ready for elective surgery for common procedures<sup>7</sup>

	As at 30 Jun 2017	Same time last year	Change since one year ago
Abdominal hysterectomy	11	9	22.2%
Cataract extraction	0	< 5	n/a
Cholecystectomy	10	30	-66.7%
Coronary artery bypass graft	0	< 5	n/a
Cystoscopy	0	< 5	n/a
Haemorrhoidectomy	< 5	< 5	n/a
Hysteroscopy	16	11	45.5%
Inguinal herniorrhaphy	18	19	-5.3%
Myringoplasty / Tympanoplasty	0	< 5	n/a
Myringotomy	0	< 5	n/a
Other - General	6	< 5	*
Prostatectomy	0	< 5	n/a
Septoplasty	0	< 5	n/a
Tonsillectomy	0	< 5	n/a
Total hip replacement	0	< 5	n/a
Total knee replacement	0	< 5	n/a
Varicose veins stripping and ligation	12	< 5	n/a

## Blue Mountains District Anzac Memorial Hospital: Patients ready for elective surgery as at 30th June 2017

Patients ready for elective surgery, on the waiting list for longer than 12 months

	As at 30 Jun 2017	Same time last year
All specialties	0	0

\* Suppressed due to small numbers and to protect privacy. Relevant graphs are also suppressed.

< 5 Less than five patients. For measures by urgency category, counts are included in an adjacent category. Relevant graphs are also suppressed.

1. Excluding staged procedures.
2. Excluding staged procedures and cystoscopy.
3. Including non-urgent cystoscopy.
4. Excludes the total number of days the patient was coded as 'not ready for surgery'.
5. This is the number of days it took for half of patients who received elective surgery during the period to be admitted and receive their surgery. The other half took equal to or longer than the median to be admitted for surgery.
6. This is the number of days it took for 90% of patients who received elective surgery during the period to be admitted and receive their surgery. The final 10% of patients took equal to or longer than the 90th percentile.
7. The procedures included in this list are procedures which are high volume; some may be associated with long waiting periods. For a description of these procedures see *Elective Surgery Glossary of Common Procedures, December 2012*.
8. Includes staged procedures, non-urgent cystoscopy, and patients currently not available for personal reasons.

For more information: For details of methods, see the *Technical Supplement: Elective surgery measures, July to September 2016*.

**Note:** All percentages rounded to whole numbers and therefore percentages may not add to 100%.

**Source:** Waiting List Collection On-Line System, NSW Health (extracted 18 July 2017.).