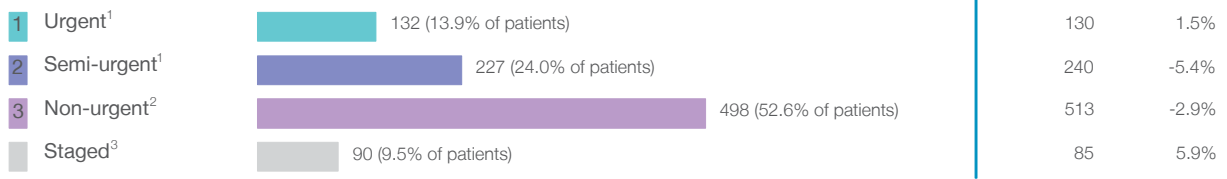


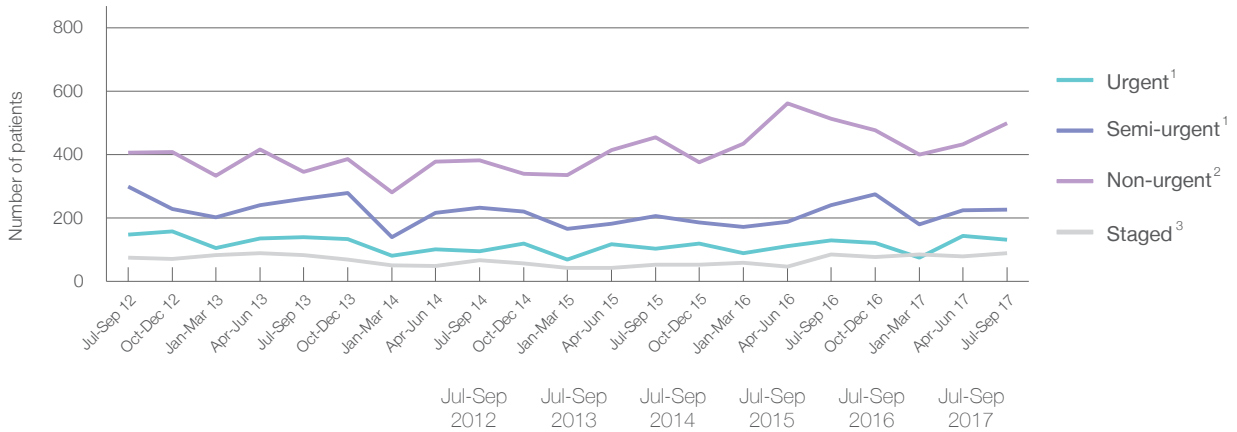
## Dubbo Base Hospital: Elective surgery performed

July to September 2017

Patients who received elective surgery by urgency category: 947 patients



Patients who received elective surgery by urgency category by quarter, July 2012 to September 2017



Urgency Category	Jul-Sep 2012	Jul-Sep 2013	Jul-Sep 2014	Jul-Sep 2015	Jul-Sep 2016	Jul-Sep 2017
All categories	929	831	778	818	968	947
Urgent <sup>1</sup>	148	140	96	104	130	132
Semi-urgent <sup>1</sup>	299	262	232	206	240	227
Non-urgent <sup>2</sup>	406	346	383	455	513	498
Staged <sup>3</sup>	76	83	67	53	85	90

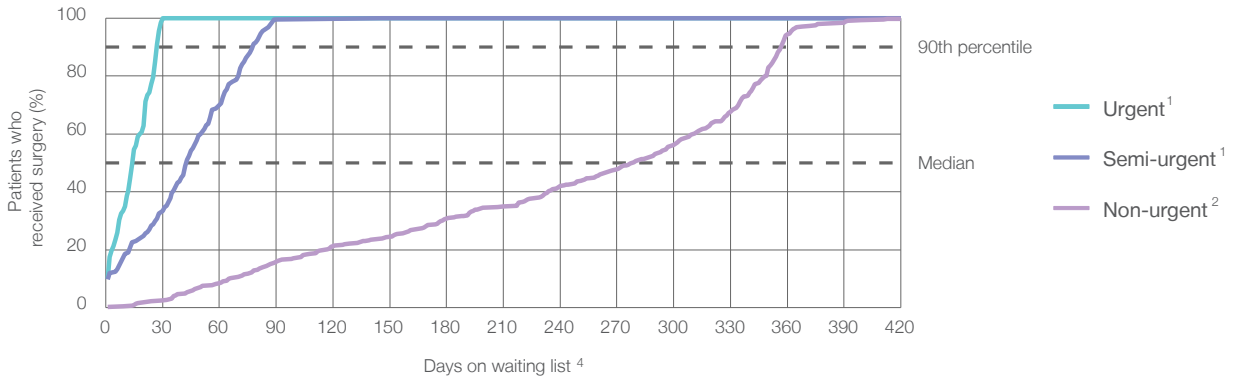
## Dubbo Base Hospital: Time waited to receive elective surgery

July to September 2017

### Percentage of patients who received surgery within the clinically recommended timeframe

	Recommended: (days)	Percentage	Same period last year	Peer group (this period)
1 Urgent <sup>1</sup>	30 days	100%	100%	99.9%
2 Semi-urgent <sup>1</sup>	90 days	99.6%	98.8%	98.7%
3 Non-urgent <sup>2</sup>	365 days	97.0%	99.4%	98.4%

### Percentage of patients who received elective surgery by waiting time (days)



### Waiting time (days) for people who received surgery by urgency category

	Waiting time (days)	Peer group (this period)	This hospital (same period last year)	Peer group (same period last year)
<b>1 Urgent:</b> <sup>1</sup> 132 patients				
Median time to receive surgery	15 days	13	15	12
90th percentile time to receive surgery	27 days	27	28	26
<b>2 Semi-urgent:</b> <sup>1</sup> 227 patients				
Median time to receive surgery	43 days	47	49	48
90th percentile time to receive surgery	78 days	83	85	82
<b>3 Non-urgent:</b> <sup>2</sup> 498 patients				
Median time to receive surgery	279 days	261	306	272
90th percentile time to receive surgery	357 days	354	354	356

## Dubbo Base Hospital: Time waited to receive elective surgery

July to September 2017

Median <sup>5</sup> waiting time (days) for patients who received elective surgery by specialty of surgeon		Same period last year	Peer group (this period)
Cardiothoracic surgery	n/a (0 patients)	n/a	*
Ear, nose and throat surgery	289 days (131 patients)	275	277
General surgery	66 days (244 patients)	71	52
Gynaecology	63 days (130 patients)	50	45
Medical	* (< 5 patients)	*	14
Neurosurgery	n/a (0 patients)	n/a	n/a
Ophthalmology	328 days (104 patients)	333	279
Orthopaedic surgery	267 days (154 patients)	292	185
Plastic surgery	n/a (0 patients)	n/a	83
Urology	34 days (174 patients)	42	41
Vascular surgery	* (7 patients)	*	20

Median <sup>5</sup> waiting time (days) for patients who received elective surgery by common procedures <sup>7</sup>		Same period last year	Peer group (this period)
Abdominal hysterectomy	* (9 patients)	*	84
Cataract extraction	328 days (99 patients)	333	287
Cholecystectomy	58 days (36 patients)	84	58
Coronary artery bypass graft	n/a (0 patients)	n/a	n/a
Cystoscopy	29 days (58 patients)	44	34
Haemorrhoidectomy	* (8 patients)	31	75
Hysteroscopy	40 days (35 patients)	47	35
Inguinal herniorrhaphy	151 days (28 patients)	170	93
Myringoplasty / Tympanoplasty	* (< 5 patients)	*	289
Myringotomy	n/a (0 patients)	n/a	55
Other - General	18 days (10 patients)	67	33
Prostatectomy	37 days (24 patients)	86	65
Septoplasty	240 days (15 patients)	288	320
Tonsillectomy	290 days (77 patients)	272	295
Total hip replacement	67 days (14 patients)	322	255
Total knee replacement	315 days (33 patients)	304	294
Varicose veins stripping and ligation	* (< 5 patients)	*	123

## Dubbo Base Hospital: Elective surgery waiting list

July to September 2017

Patients ready for surgery on waiting list at start of quarter: 1,391 patients

Patients ready for surgery on waiting list at end of quarter: 1,460 patients

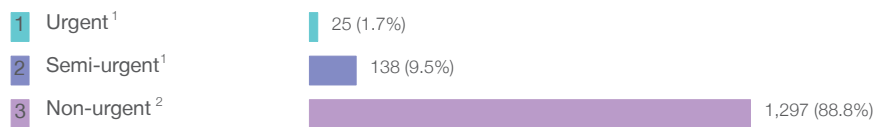
Patients not ready for surgery<sup>8</sup> on waiting list at end of quarter: 321 patients

	Same period last year	Change since one year ago
Patients ready for surgery on waiting list at start of quarter	1,626	-14.5%
Patients ready for surgery on waiting list at end of quarter	1,568	-6.9%
Patients not ready for surgery <sup>8</sup> on waiting list at end of quarter	278	15.5%

## Dubbo Base Hospital: Patients ready for elective surgery

as at 30th September 2017

Patients ready for surgery on waiting list by urgency category: 1,460 patients



	Same period last year	Change since one year ago
Urgent <sup>1</sup>	25	0.0%
Semi-urgent <sup>1</sup>	176	-21.6%
Non-urgent <sup>2</sup>	1,367	-5.1%

## Dubbo Base Hospital: Patients ready for elective surgery as at 30th September 2017

Patients ready for elective surgery by specialty of surgeon: 1,460 patients

	As at 30 Sep 2017	Same time last year	Change since one year ago
All specialties	1,460	1,568	-6.9%
Cardiothoracic surgery	0	0	n/a
Ear, nose and throat surgery	321	283	13.4%
General surgery	278	333	-16.5%
Gynaecology	136	125	8.8%
Medical	< 5	0	n/a
Neurosurgery	0	0	n/a
Ophthalmology	303	339	-10.6%
Orthopaedic surgery	371	410	-9.5%
Plastic surgery	0	0	n/a
Urology	49	78	-37.2%
Vascular surgery	0	0	n/a

Patients ready for elective surgery for common procedures <sup>7</sup>

	As at 30 Sep 2017	Same time last year	Change since one year ago
Abdominal hysterectomy	13	13	0.0%
Cataract extraction	295	324	-9.0%
Cholecystectomy	42	55	-23.6%
Coronary artery bypass graft	0	< 5	n/a
Cystoscopy	17	20	-15.0%
Haemorrhoidectomy	12	12	0.0%
Hysteroscopy	36	26	38.5%
Inguinal herniorrhaphy	49	49	0.0%
Myringoplasty / Tympanoplasty	13	19	-31.6%
Myringotomy	< 5	< 5	n/a
Other - General	9	22	-59.1%
Prostatectomy	< 5	16	*
Septoplasty	47	35	34.3%
Tonsillectomy	128	136	-5.9%
Total hip replacement	55	48	14.6%
Total knee replacement	98	113	-13.3%
Varicose veins stripping and ligation	6	12	-50.0%

## Dubbo Base Hospital: Patients ready for elective surgery as at 30th September 2017

Patients ready for elective surgery, on the waiting list for longer than 12 months

As at 30 Sep 2017      Same time last year

	As at 30 Sep 2017	Same time last year
All specialties	0	0

\* Suppressed due to small numbers and to protect privacy. Relevant graphs are also suppressed.

< 5 Less than five patients. For measures by urgency category, counts are included in an adjacent category. Relevant graphs are also suppressed.

1. Excluding staged procedures.
2. Excluding staged procedures and cystoscopy.
3. Including non-urgent cystoscopy.
4. Excludes the total number of days the patient was coded as 'not ready for surgery'.
5. This is the number of days it took for half of patients who received elective surgery during the period to be admitted and receive their surgery. The other half took equal to or longer than the median to be admitted for surgery.
6. This is the number of days it took for 90% of patients who received elective surgery during the period to be admitted and receive their surgery. The final 10% of patients took equal to or longer than the 90th percentile.
7. The procedures included in this list are procedures which are high volume; some may be associated with long waiting periods. For a description of these procedures see *Elective Surgery Glossary of Common Procedures, December 2012*.
8. Includes staged procedures, non-urgent cystoscopy, and patients currently not available for personal reasons.

For more information: For details of methods, see the *Technical Supplement: Elective surgery measures, July to September 2016*.

**Note:** All percentages rounded to whole numbers and therefore percentages may not add to 100%.

**Source:** Waiting List Collection On-Line System, NSW Health (extracted 16 Oct 2017.).