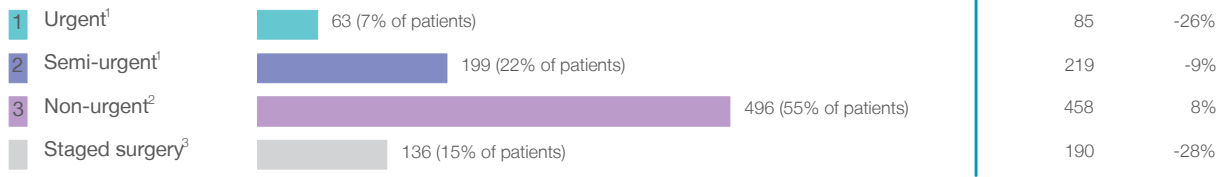


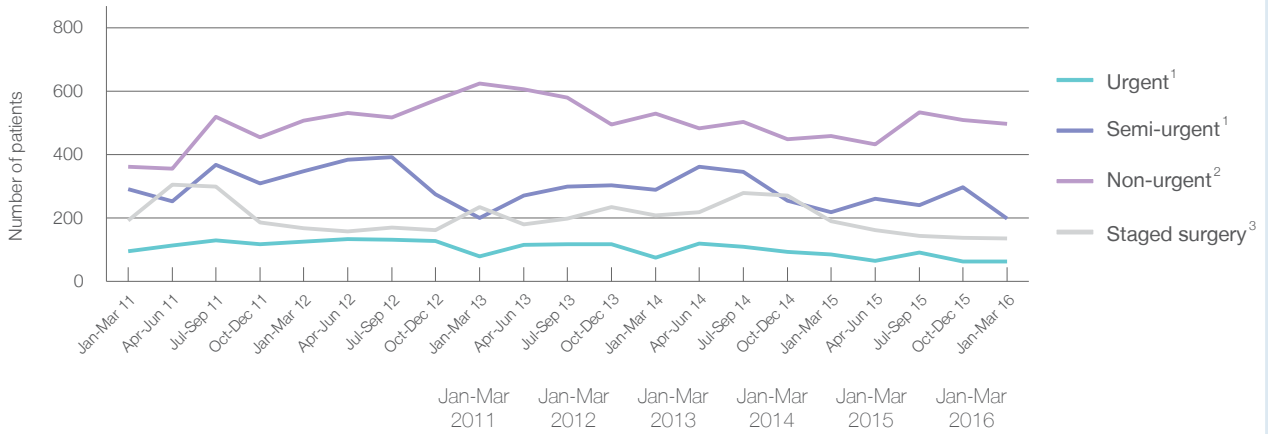
Campbelltown Hospital: Elective surgery performed

January to March 2016

Patients who received elective surgery by urgency category: 894 patients



Patients who received elective surgery by urgency category by quarter, January 2011 to March 2016



	Jan-Mar 2011	Jan-Mar 2012	Jan-Mar 2013	Jan-Mar 2014	Jan-Mar 2015	Jan-Mar 2016
All categories	943	1,150	1,140	1,105	952	894
Urgent ¹	96	126	80	76	85	63
Semi-urgent ¹	292	347	201	290	219	199
Non-urgent ²	362	508	624	530	458	496
Staged surgery ³	193	169	235	209	190	136

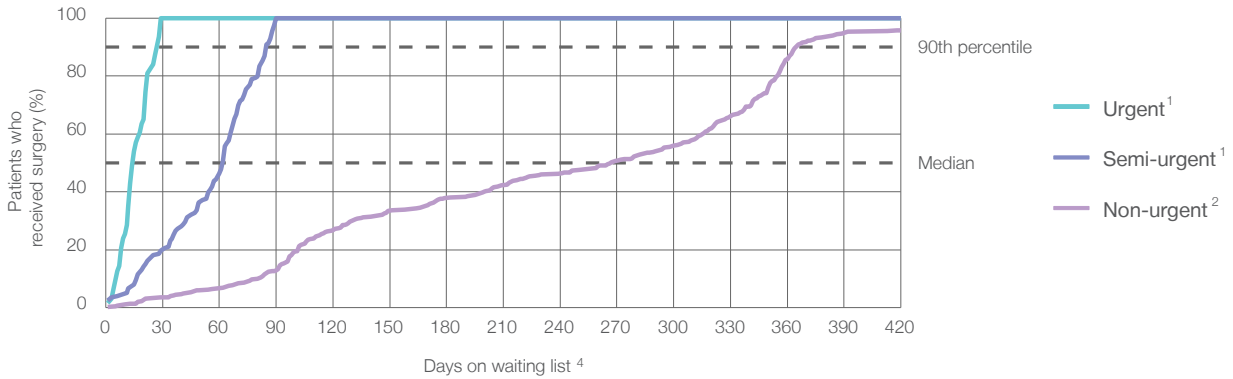
Campbelltown Hospital: Time waited to receive elective surgery

January to March 2016

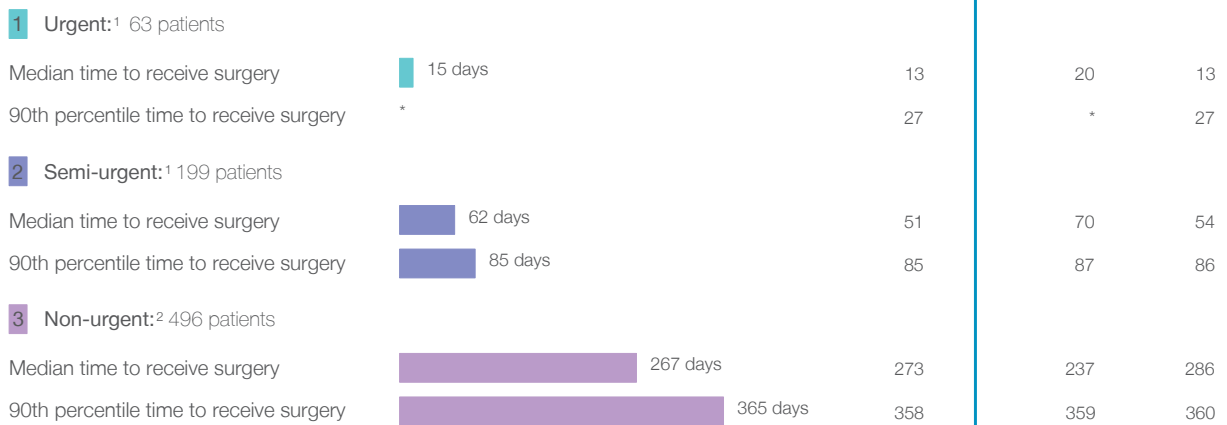
Percentage of patients who received surgery within the clinically recommended timeframe



Percentage of patients who received elective surgery by waiting time (days)



Waiting time (days) for people who received surgery by urgency category



Campbelltown Hospital: Time waited to receive elective surgery

January to March 2016

Median⁵ waiting time (days) for patients who received elective surgery by specialty of surgeon

Specialty	Median ⁵ waiting time (days) for patients who received elective surgery	Same period last year	Peer group (this period)
Cardiothoracic surgery	n/a (0 patients)	n/a	n/a
Ear, nose and throat surgery	296 days (78 patients)	336	281
General surgery	86 days (263 patients)	88	59
Gynaecology	97 days (166 patients)	85	54
Medical	n/a (0 patients)	*	15
Neurosurgery	n/a (0 patients)	n/a	n/a
Ophthalmology	354 days (72 patients)	134	285
Orthopaedic surgery	269 days (96 patients)	317	223
Plastic surgery	17 days (35 patients)	33	78
Urology	82 days (184 patients)	84	44
Vascular surgery	n/a (0 patients)	n/a	24

Median⁵ waiting time (days) for patients who received elective surgery by common procedures⁷

Procedure	Median ⁵ waiting time (days) for patients who received elective surgery	Same period last year	Peer group (this period)
Abdominal hysterectomy	142 days (21 patients)	140	81
Cataract extraction	357 days (60 patients)	140	293
Cholecystectomy	87 days (67 patients)	82	71
Coronary artery bypass graft	n/a (0 patients)	n/a	n/a
Cystoscopy	65 days (30 patients)	83	29
Haemorrhoidectomy	102 days (11 patients)	*	78
Hysteroscopy	74 days (46 patients)	57	40
Inguinal herniorrhaphy	267 days (23 patients)	197	95
Myringoplasty / Tympanoplasty	* (< 5 patients)	*	345
Myringotomy	n/a (0 patients)	n/a	68
Other - General	44 days (14 patients)	58	41
Prostatectomy	103 days (25 patients)	93	76
Septoplasty	351 days (11 patients)	*	329
Tonsillectomy	296 days (36 patients)	356	294
Total hip replacement	n/a (0 patients)	n/a	259
Total knee replacement	n/a (0 patients)	n/a	311
Varicose veins stripping and ligation	n/a (0 patients)	n/a	111

Campbelltown Hospital: Elective surgery waiting list

January to March 2016

Patients ready for surgery on waiting list at start of quarter: 1,611 patients

Patients ready for surgery on waiting list at end of quarter: 1,741 patients

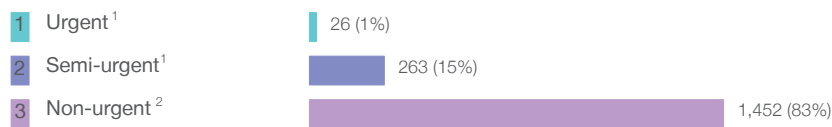
Patients not ready for surgery⁸ on waiting list at end of quarter: 405 patients

	Same period last year	Change since one year ago
Patients ready for surgery on waiting list at start of quarter	1,887	-15%
Patients ready for surgery on waiting list at end of quarter	1,905	-9%
Patients not ready for surgery ⁸ on waiting list at end of quarter	489	-17%

Campbelltown Hospital: Patients ready for elective surgery

as at 31st March 2016

Patients ready for surgery on waiting list by urgency category: 1,741 patients



	Same period last year	Change since one year ago
Urgent ¹	19	37%
Semi-urgent ¹	315	-17%
Non-urgent ²	1,571	-8%

Campbelltown Hospital: Patients ready for elective surgery as at 31st March 2016

Patients ready for elective surgery by specialty of surgeon: 1,741 patients

	As at 31 Mar 2016	Same time last year	Change since one year ago
All specialties	1,741	1,905	-9%
Cardiothoracic surgery	0	0	n/a
Ear, nose and throat surgery	304	327	-7%
General surgery	485	496	-2%
Gynaecology	278	250	11%
Medical	< 5	< 5	*
Neurosurgery	0	0	n/a
Ophthalmology	233	247	-6%
Orthopaedic surgery	285	391	-27%
Plastic surgery	20	13	54%
Urology	134	178	-25%
Vascular surgery	0	0	n/a

Patients ready for elective surgery for common procedures ⁷

	As at 31 Mar 2016	Same time last year	Change since one year ago
Abdominal hysterectomy	36	26	38%
Cataract extraction	210	228	-8%
Cholecystectomy	123	130	-5%
Coronary artery bypass graft	0	< 5	n/a
Cystoscopy	10	9	11%
Haemorrhoidectomy	23	18	28%
Hysteroscopy	61	61	0%
Inguinal herniorrhaphy	75	82	-9%
Myringoplasty / Tympanoplasty	< 5	< 5	*
Myringotomy	0	< 5	n/a
Other - General	22	32	-31%
Prostatectomy	36	52	-31%
Septoplasty	38	60	-37%
Tonsillectomy	167	132	27%
Total hip replacement	0	< 5	n/a
Total knee replacement	0	< 5	n/a
Varicose veins stripping and ligation	0	< 5	n/a

Campbelltown Hospital: Patients ready for elective surgery as at 31st March 2016

Patients ready for elective surgery, on the waiting list for longer than 12 months

As at 31 Mar 2016

Same time last year

All specialties	34	23
-----------------	----	----

* Suppressed due to small numbers and to protect privacy. Relevant graphs are also suppressed.

< 5 Less than five patients. For measures by urgency category, counts are included in an adjacent category. Relevant graphs are also suppressed.

1. Excluding staged procedures.
2. Excluding staged procedures and cystoscopy.
3. Including non-urgent cystoscopy.
4. Excludes the total number of days the patient was coded as 'not ready for surgery'.
5. This is the number of days it took for half of patients who received elective surgery during the period to be admitted and receive their surgery. The other half took equal to or longer than the median to be admitted for surgery.
6. This is the number of days it took for 90% of patients who received elective surgery during the period to be admitted and receive their surgery. The final 10% of patients took equal to or longer than the 90th percentile.
7. The procedures included in this list are procedures which are high volume; some may be associated with long waiting periods. For a description of these procedures see *Elective Surgery Glossary of Common Procedures, December 2012*.
8. Includes staged procedures, non-urgent cystoscopy, and patients currently not available for personal reasons.

For more information: For details of methods, see the *Technical Supplement: Elective surgery measures, January to March 2013*.

Note: All percentages rounded to whole numbers and therefore percentages may not add to 100%.

Source: Waiting List Collection On-Line System, NSW Health (extracted 15 April 2016).