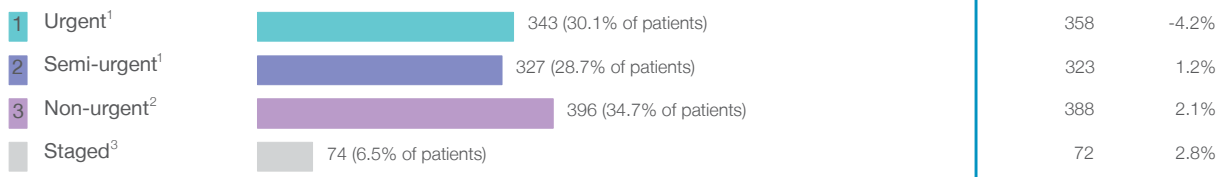


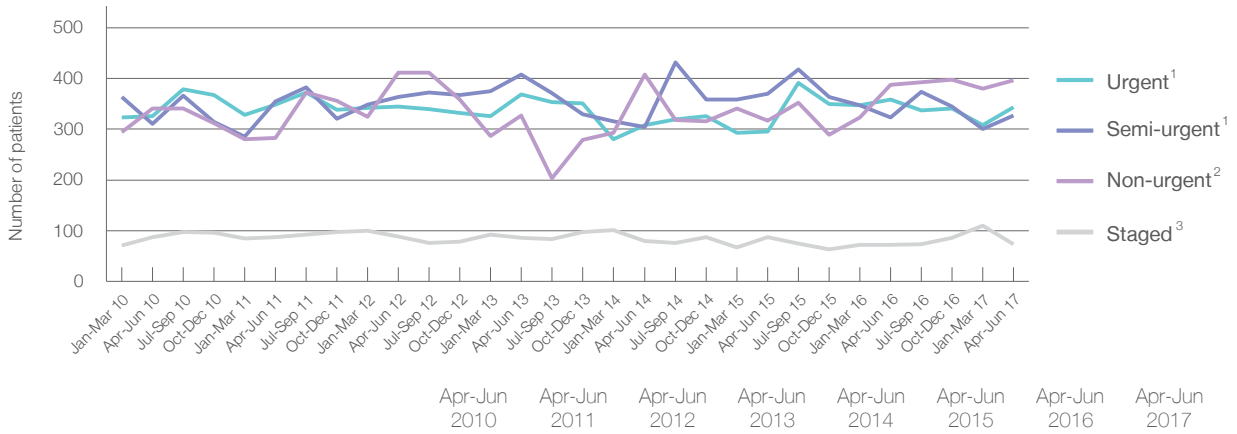
## Lismore Base Hospital: Elective surgery performed

April to June 2017

Patients who received elective surgery by urgency category: 1,140 patients



Patients who received elective surgery by urgency category by quarter, April 2012 to June 2017



	Apr-Jun 2010	Apr-Jun 2011	Apr-Jun 2012	Apr-Jun 2013	Apr-Jun 2014	Apr-Jun 2015	Apr-Jun 2016	Apr-Jun 2017
All categories	1,065	1,073	1,208	1,189	1,100	1,071	1,141	1,140
Urgent <sup>1</sup>	326	348	345	369	308	296	358	343
Semi-urgent <sup>1</sup>	311	355	363	407	304	370	323	327
Non-urgent <sup>2</sup>	341	283	411	327	408	317	388	396
Staged <sup>3</sup>	87	87	89	86	80	88	72	74

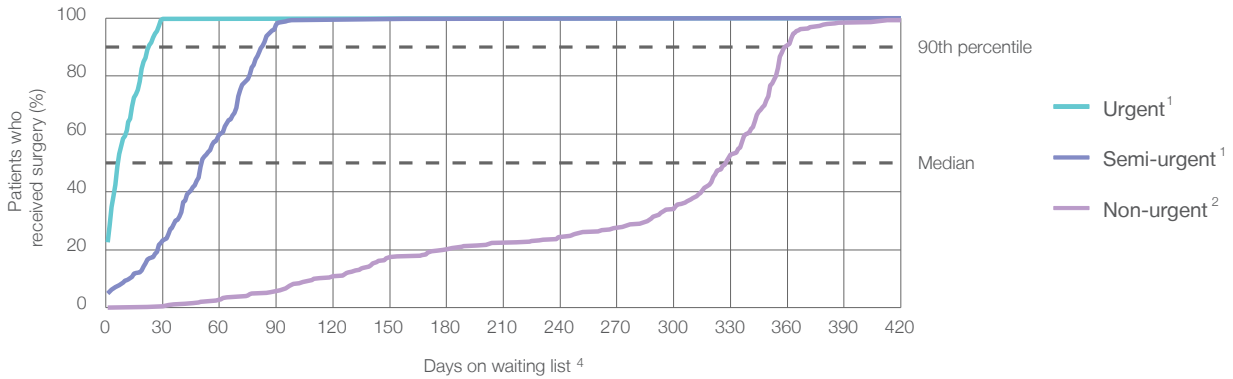
## Lismore Base Hospital: Time waited to receive elective surgery

April to June 2017

Percentage of patients who received surgery within the clinically recommended timeframe

	Recommended: (days)	Percentage	Same period last year	Peer group (this period)
1 Urgent <sup>1</sup>	30 days	99.7%	99.7%	99.9%
2 Semi-urgent <sup>1</sup>	90 days	97.9%	99.4%	97.8%
3 Non-urgent <sup>2</sup>	365 days	95.5%	86.9%	95.9%

Percentage of patients who received elective surgery by waiting time (days)



Waiting time (days) for people who received surgery by urgency category

	Peer group (this period)	This hospital (same period last year)	Peer group (same period last year)
<b>1 Urgent:</b> <sup>1</sup> 343 patients			
Median time to receive surgery	7 days	14	9
90th percentile time to receive surgery	23 days	27	27
<b>2 Semi-urgent:</b> <sup>1</sup> 327 patients			
Median time to receive surgery	51 days	49	49
90th percentile time to receive surgery	83 days	84	82
<b>3 Non-urgent:</b> <sup>2</sup> 396 patients			
Median time to receive surgery	328 days	267	317
90th percentile time to receive surgery	359 days	358	372

## Lismore Base Hospital: Time waited to receive elective surgery

April to June 2017

Median <sup>5</sup> waiting time (days) for patients who received elective surgery by specialty of surgeon		Same period last year	Peer group (this period)
Cardiothoracic surgery	n/a (0 patients)	n/a	*
Ear, nose and throat surgery	135 days (52 patients)	56	247
General surgery	21 days (226 patients)	24	53
Gynaecology	40 days (117 patients)	29	48
Medical	* (< 5 patients)	*	23
Neurosurgery	n/a (0 patients)	n/a	n/a
Ophthalmology	326 days (276 patients)	314	258
Orthopaedic surgery	54 days (217 patients)	79	215
Plastic surgery	n/a (0 patients)	n/a	83
Urology	25 days (195 patients)	28	40
Vascular surgery	12 days (53 patients)	12	21

Median <sup>5</sup> waiting time (days) for patients who received elective surgery by common procedures <sup>7</sup>		Same period last year	Peer group (this period)
Abdominal hysterectomy	87 days (20 patients)	57	81
Cataract extraction	329 days (249 patients)	317	276
Cholecystectomy	57 days (23 patients)	43	59
Coronary artery bypass graft	n/a (0 patients)	n/a	n/a
Cystoscopy	22 days (90 patients)	27	30
Haemorrhoidectomy	* (< 5 patients)	*	64
Hysteroscopy	22 days (18 patients)	31	35
Inguinal herniorrhaphy	51 days (15 patients)	64	118
Myringoplasty / Tympanoplasty	* (< 5 patients)	*	307
Myringotomy	* (< 5 patients)	50	24
Other - General	* (6 patients)	9	29
Prostatectomy	85 days (20 patients)	52	70
Septoplasty	* (7 patients)	*	316
Tonsillectomy	255 days (24 patients)	75	272
Total hip replacement	295 days (27 patients)	287	266
Total knee replacement	329 days (62 patients)	336	301
Varicose veins stripping and ligation	40 days (12 patients)	165	131

## Lismore Base Hospital: Elective surgery waiting list

April to June 2017

Patients ready for surgery on waiting list at start of quarter: 1,650 patients

Patients ready for surgery on waiting list at end of quarter: 1,783 patients

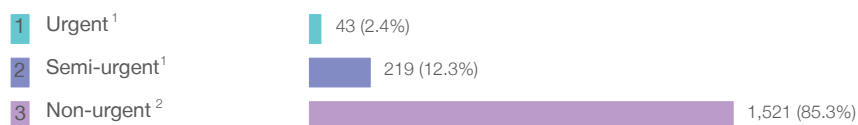
Patients not ready for surgery<sup>8</sup> on waiting list at end of quarter: 308 patients

	Same period last year	Change since one year ago
Patients ready for surgery on waiting list at start of quarter	1,505	9.6%
Patients ready for surgery on waiting list at end of quarter	1,521	17.2%
Patients not ready for surgery <sup>8</sup> on waiting list at end of quarter	305	1.0%

## Lismore Base Hospital: Patients ready for elective surgery

as at 30th June 2017

Patients ready for surgery on waiting list by urgency category: 1,783 patients



	Same period last year	Change since one year ago
Urgent <sup>1</sup>	37	16.2%
Semi-urgent <sup>1</sup>	177	23.7%
Non-urgent <sup>2</sup>	1,307	16.4%

## Lismore Base Hospital: Patients ready for elective surgery

as at 30th June 2017

Patients ready for elective surgery by specialty of surgeon: 1,783 patients

	As at 30 Jun 2017	Same time last year	Change since one year ago
All specialties	1,783	1,521	17.2%
Cardiothoracic surgery	0	0	n/a
Ear, nose and throat surgery	61	60	1.7%
General surgery	125	107	16.8%
Gynaecology	86	83	3.6%
Medical	< 5	< 5	*
Neurosurgery	0	0	n/a
Ophthalmology	950	775	22.6%
Orthopaedic surgery	419	393	6.6%
Plastic surgery	0	0	n/a
Urology	109	68	60.3%
Vascular surgery	32	34	-5.9%

Patients ready for elective surgery for common procedures <sup>7</sup>

	As at 30 Jun 2017	Same time last year	Change since one year ago
Abdominal hysterectomy	17	28	-39.3%
Cataract extraction	849	689	23.2%
Cholecystectomy	12	18	-33.3%
Coronary artery bypass graft	0	< 5	n/a
Cystoscopy	55	17	223.5%
Haemorrhoidectomy	7	5	40.0%
Hysteroscopy	18	9	100.0%
Inguinal herniorrhaphy	21	12	75.0%
Myringoplasty / Tympanoplasty	0	< 5	*
Myringotomy	< 5	< 5	*
Other - General	< 5	< 5	*
Prostatectomy	22	24	-8.3%
Septoplasty	10	10	0.0%
Tonsillectomy	31	33	-6.1%
Total hip replacement	104	86	20.9%
Total knee replacement	232	215	7.9%
Varicose veins stripping and ligation	16	25	-36.0%

**Lismore Base Hospital: Patients ready for elective surgery**  
as at 30th June 2017

Patients ready for elective surgery, on the waiting list for longer than 12 months

As at 30 Jun 2017      Same time last year

	As at 30 Jun 2017	Same time last year
All specialties	< 5	7

\* Suppressed due to small numbers and to protect privacy. Relevant graphs are also suppressed.

< 5 Less than five patients. For measures by urgency category, counts are included in an adjacent category. Relevant graphs are also suppressed.

1. Excluding staged procedures.
2. Excluding staged procedures and cystoscopy.
3. Including non-urgent cystoscopy.
4. Excludes the total number of days the patient was coded as 'not ready for surgery'.
5. This is the number of days it took for half of patients who received elective surgery during the period to be admitted and receive their surgery. The other half took equal to or longer than the median to be admitted for surgery.
6. This is the number of days it took for 90% of patients who received elective surgery during the period to be admitted and receive their surgery. The final 10% of patients took equal to or longer than the 90th percentile.
7. The procedures included in this list are procedures which are high volume; some may be associated with long waiting periods. For a description of these procedures see *Elective Surgery Glossary of Common Procedures, December 2012*.
8. Includes staged procedures, non-urgent cystoscopy, and patients currently not available for personal reasons.

For more information: For details of methods, see the *Technical Supplement: Elective surgery measures, July to September 2016*.

**Note:** All percentages rounded to whole numbers and therefore percentages may not add to 100%.

**Source:** Waiting List Collection On-Line System, NSW Health (extracted 18 July 2017.).