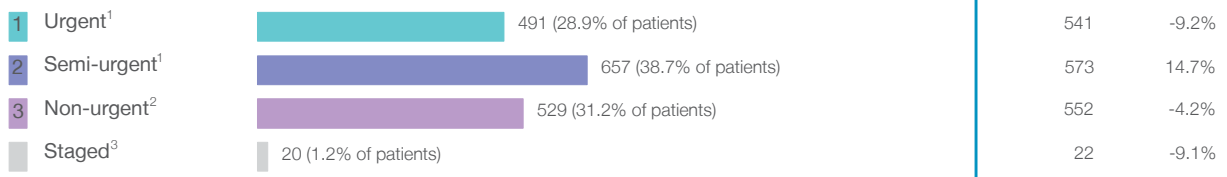


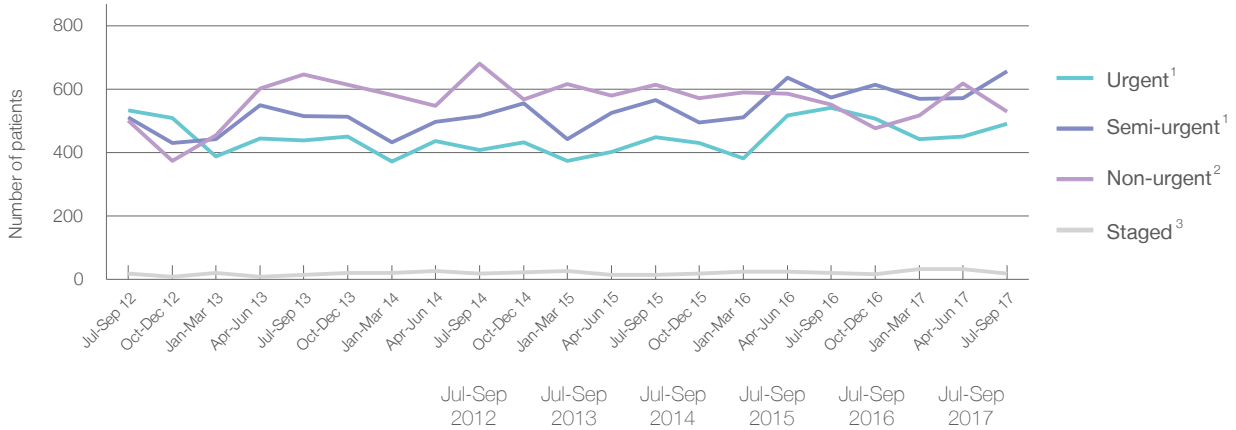
Royal North Shore Hospital: Elective surgery performed

July to September 2017

Patients who received elective surgery by urgency category: 1,697 patients



Patients who received elective surgery by urgency category by quarter, July 2012 to September 2017



	Jul-Sep 2012	Jul-Sep 2013	Jul-Sep 2014	Jul-Sep 2015	Jul-Sep 2016	Jul-Sep 2017
All categories	1,565	1,615	1,624	1,643	1,688	1,697
Urgent ¹	533	439	408	449	541	491
Semi-urgent ¹	512	516	516	566	573	657
Non-urgent ²	501	646	681	614	552	529
Staged ³	19	14	19	14	22	20

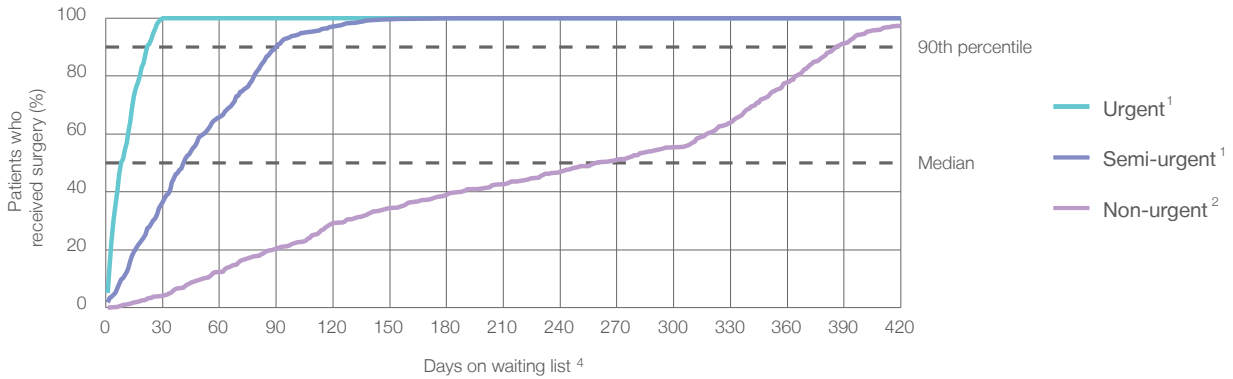
Royal North Shore Hospital: Time waited to receive elective surgery

July to September 2017

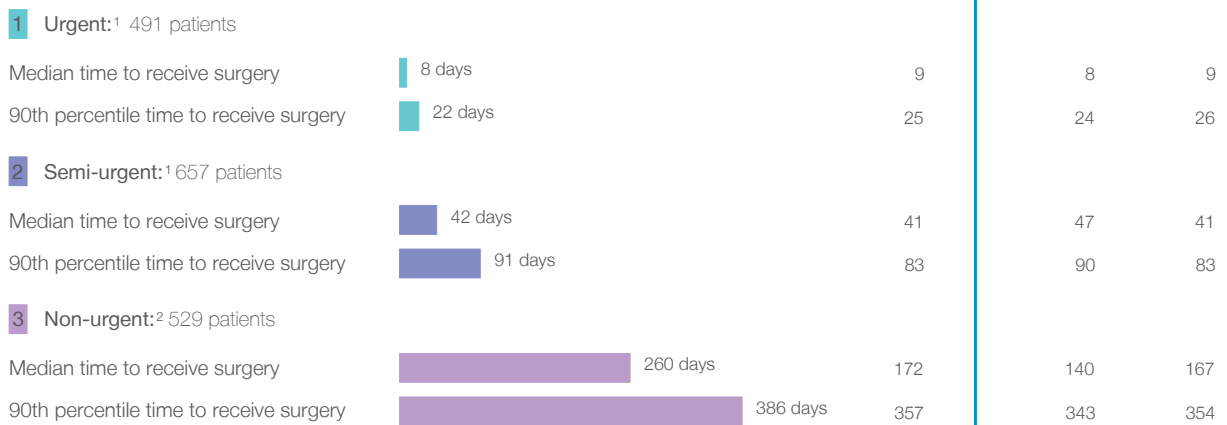
Percentage of patients who received surgery within the clinically recommended timeframe



Percentage of patients who received elective surgery by waiting time (days)



Waiting time (days) for people who received surgery by urgency category



Royal North Shore Hospital: Time waited to receive elective surgery

July to September 2017

Median⁵ waiting time (days) for patients who received elective surgery by specialty of surgeon

Specialty	Median waiting time (days) (patients)	Same period last year	Peer group (this period)
Cardiothoracic surgery	14 days (103 patients)	24	20
Ear, nose and throat surgery	330 days (186 patients)	57	140
General surgery	28 days (209 patients)	26	28
Gynaecology	31 days (160 patients)	46	30
Medical	18 days (42 patients)	8	21
Neurosurgery	42 days (77 patients)	95	44
Ophthalmology	81 days (206 patients)	80	95
Orthopaedic surgery	49 days (292 patients)	55	75
Plastic surgery	29 days (152 patients)	19	20
Urology	40 days (196 patients)	28	33
Vascular surgery	13 days (74 patients)	9	18

Median⁵ waiting time (days) for patients who received elective surgery by common procedures⁷

Procedure	Median waiting time (days) (patients)	Same period last year	Peer group (this period)
Abdominal hysterectomy	49 days (27 patients)	112	57
Cataract extraction	154 days (149 patients)	99	131
Cholecystectomy	49 days (12 patients)	49	40
Coronary artery bypass graft	25 days (10 patients)	*	27
Cystoscopy	55 days (67 patients)	29	29
Haemorrhoidectomy	* (< 5 patients)	*	60
Hysteroscopy	27 days (40 patients)	43	29
Inguinal herniorrhaphy	* (7 patients)	78	70
Myringoplasty / Tympanoplasty	373 days (13 patients)	330	331
Myringotomy	n/a (0 patients)	*	67
Other - General	22 days (44 patients)	12	18
Prostatectomy	68 days (20 patients)	33	69
Septoplasty	353 days (23 patients)	*	335
Tonsillectomy	347 days (24 patients)	174	326
Total hip replacement	37 days (22 patients)	65	137
Total knee replacement	207 days (22 patients)	91	232
Varicose veins stripping and ligation	* (< 5 patients)	n/a	81

Royal North Shore Hospital: Elective surgery waiting list

July to September 2017

Patients ready for surgery on waiting list at start of quarter: 2,464 patients

Patients ready for surgery on waiting list at end of quarter: 2,493 patients

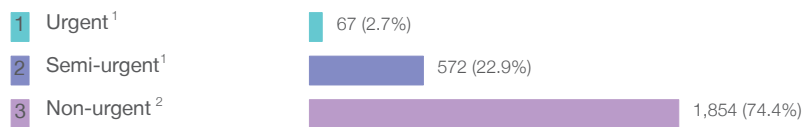
Patients not ready for surgery⁸ on waiting list at end of quarter: 455 patients

	Same period last year	Change since one year ago
Patients ready for surgery on waiting list at start of quarter	2,084	18.2%
Patients ready for surgery on waiting list at end of quarter	2,288	9.0%
Patients not ready for surgery ⁸ on waiting list at end of quarter	440	3.4%

Royal North Shore Hospital: Patients ready for elective surgery

as at 30th September 2017

Patients ready for surgery on waiting list by urgency category: 2,493 patients



	Same period last year	Change since one year ago
Urgent ¹	59	13.6%
Semi-urgent ¹	487	17.5%
Non-urgent ²	1,742	6.4%

Royal North Shore Hospital: Patients ready for elective surgery as at 30th September 2017

Patients ready for elective surgery by specialty of surgeon: 2,493 patients

	As at 30 Sep 2017	Same time last year	Change since one year ago
All specialties	2,493	2,288	9.0%
Cardiothoracic surgery	48	66	-27.3%
Ear, nose and throat surgery	538	534	0.7%
General surgery	192	155	23.9%
Gynaecology	218	194	12.4%
Medical	6	9	-33.3%
Neurosurgery	109	153	-28.8%
Ophthalmology	461	358	28.8%
Orthopaedic surgery	508	464	9.5%
Plastic surgery	167	166	0.6%
Urology	197	158	24.7%
Vascular surgery	49	31	58.1%

Patients ready for elective surgery for common procedures ⁷

	As at 30 Sep 2017	Same time last year	Change since one year ago
Abdominal hysterectomy	24	25	-4.0%
Cataract extraction	387	288	34.4%
Cholecystectomy	17	19	-10.5%
Coronary artery bypass graft	< 5	< 5	*
Cystoscopy	37	30	23.3%
Haemorrhoidectomy	6	< 5	*
Hysteroscopy	41	48	-14.6%
Inguinal herniorrhaphy	24	22	9.1%
Myringoplasty / Tympanoplasty	38	30	26.7%
Myringotomy	0	< 5	n/a
Other - General	9	43	-79.1%
Prostatectomy	17	16	6.3%
Septoplasty	86	87	-1.1%
Tonsillectomy	125	122	2.5%
Total hip replacement	43	18	138.9%
Total knee replacement	76	59	28.8%
Varicose veins stripping and ligation	14	5	180.0%

Royal North Shore Hospital: Patients ready for elective surgery as at 30th September 2017

Patients ready for elective surgery, on the waiting list for longer than 12 months

	As at 30 Sep 2017	Same time last year
All specialties	39	15

* Suppressed due to small numbers and to protect privacy. Relevant graphs are also suppressed.

< 5 Less than five patients. For measures by urgency category, counts are included in an adjacent category. Relevant graphs are also suppressed.

1. Excluding staged procedures.
2. Excluding staged procedures and cystoscopy.
3. Including non-urgent cystoscopy.
4. Excludes the total number of days the patient was coded as 'not ready for surgery'.
5. This is the number of days it took for half of patients who received elective surgery during the period to be admitted and receive their surgery. The other half took equal to or longer than the median to be admitted for surgery.
6. This is the number of days it took for 90% of patients who received elective surgery during the period to be admitted and receive their surgery. The final 10% of patients took equal to or longer than the 90th percentile.
7. The procedures included in this list are procedures which are high volume; some may be associated with long waiting periods. For a description of these procedures see *Elective Surgery Glossary of Common Procedures, December 2012*.
8. Includes staged procedures, non-urgent cystoscopy, and patients currently not available for personal reasons.

For more information: For details of methods, see the *Technical Supplement: Elective surgery measures, July to September 2016*.

Note: All percentages rounded to whole numbers and therefore percentages may not add to 100%.

Source: Waiting List Collection On-Line System, NSW Health (extracted 16 Oct 2017.).