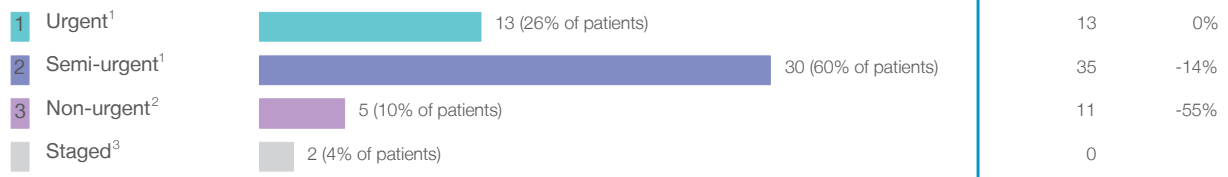


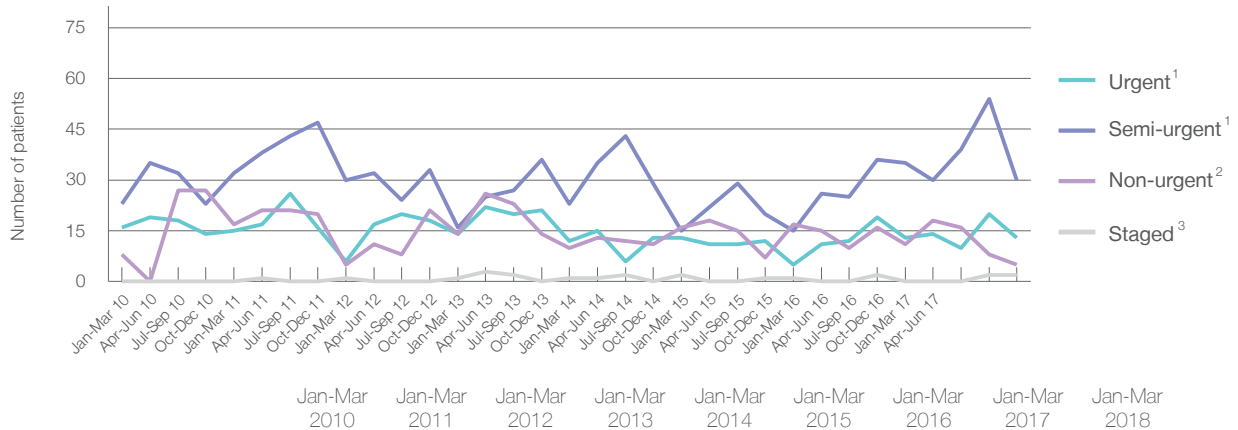
Deniliquin Hospital and Health Services: Elective surgery performed

January to March 2018

Patients who received elective surgery by urgency category: 50 patients



Patients who received elective surgery by urgency category by quarter, January 2013 to March 2018



All categories	47	64	42	45	46	46	38	59	50
Urgent ¹	16	15	6	14	12	13	5	13	13
Semi-urgent ¹	23	32	30	16	23	15	15	35	30
Non-urgent ²	8	17	5	14	10	16	17	11	5
Staged ³	0	0	1	1	1	2	1	0	2

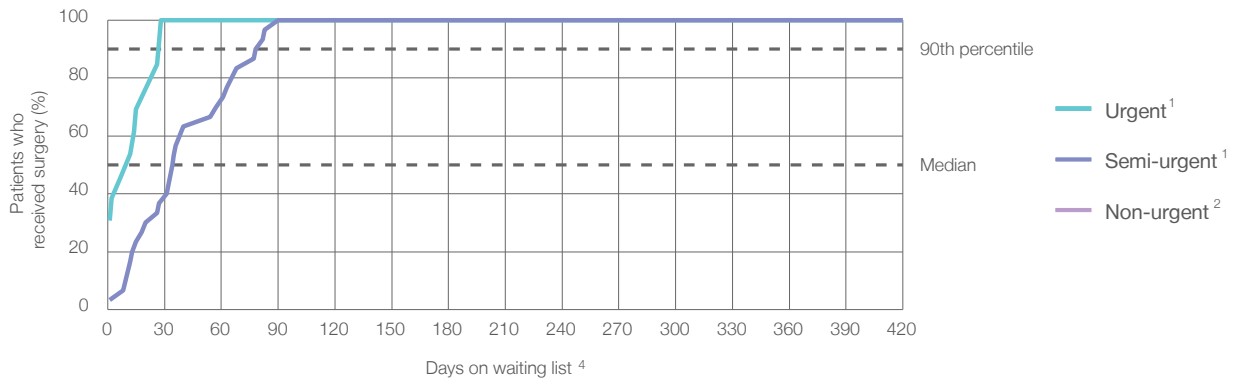
Deniliquin Hospital and Health Services: Time waited to receive elective surgery

January to March 2018

Percentage of patients who received surgery within the clinically recommended timeframe

			Same period last year	Peer group (this period)
1 Urgent ¹	Recommended: 30 days	100%	100%	100%
2 Semi-urgent ¹	Recommended: 90 days	100%	97.1%	98.9%
3 Non-urgent ²	Recommended: 365 days	*	100%	99.0%

Percentage of patients who received elective surgery by waiting time (days)



Waiting time (days) for people who received surgery by urgency category

		Peer group (this period)	This hospital (same period last year)	Peer group (same period last year)
1 Urgent: ¹ 13 patients				
Median time to receive surgery	12 days	12	19	13
90th percentile time to receive surgery	*	26	*	25
2 Semi-urgent: ¹ 30 patients				
Median time to receive surgery	35 days	41	41	41
90th percentile time to receive surgery	*	77	*	77
3 Non-urgent: ² 5 patients				
Median time to receive surgery	*	160	129	179
90th percentile time to receive surgery	*	322	*	329

Deniliquin Hospital and Health Services: Time waited to receive elective surgery

January to March 2018

Median ⁵ waiting time (days) for patients who received elective surgery by specialty of surgeon		Same period last year	Peer group (this period)
Cardiothoracic surgery	n/a (0 patients)	n/a	n/a
Ear, nose and throat surgery	n/a (0 patients)	n/a	197
General surgery	32 days (46 patients)	32	42
Gynaecology	n/a (0 patients)	n/a	35
Medical	* (< 5 patients)	*	19
Neurosurgery	n/a (0 patients)	n/a	n/a
Ophthalmology	n/a (0 patients)	119	179
Orthopaedic surgery	n/a (0 patients)	n/a	100
Plastic surgery	n/a (0 patients)	n/a	n/a
Urology	n/a (0 patients)	n/a	39
Vascular surgery	n/a (0 patients)	n/a	220

Median ⁵ waiting time (days) for patients who received elective surgery by common procedures ⁷		Same period last year	Peer group (this period)
Abdominal hysterectomy	n/a (0 patients)	n/a	52
Cataract extraction	n/a (0 patients)	*	185
Cholecystectomy	n/a (0 patients)	n/a	57
Coronary artery bypass graft	n/a (0 patients)	n/a	n/a
Cystoscopy	n/a (0 patients)	n/a	34
Haemorrhoidectomy	n/a (0 patients)	n/a	48
Hysteroscopy	n/a (0 patients)	n/a	35
Inguinal herniorrhaphy	* (< 5 patients)	*	61
Myringoplasty / Tympanoplasty	n/a (0 patients)	n/a	*
Myringotomy	n/a (0 patients)	n/a	n/a
Other - General	n/a (0 patients)	n/a	40
Prostatectomy	n/a (0 patients)	n/a	64
Septoplasty	n/a (0 patients)	n/a	127
Tonsillectomy	n/a (0 patients)	n/a	282
Total hip replacement	n/a (0 patients)	n/a	n/a
Total knee replacement	n/a (0 patients)	n/a	n/a
Varicose veins stripping and ligation	n/a (0 patients)	n/a	207

Deniliquin Hospital and Health Services: Elective surgery waiting list

January to March 2018

Patients ready for surgery on waiting list at start of quarter: 34 patients

Patients ready for surgery on waiting list at end of quarter: 44 patients

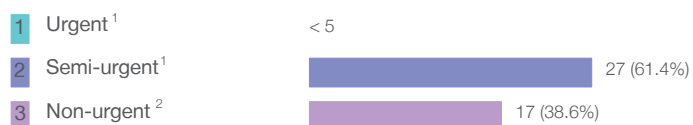
Patients not ready for surgery⁸ on waiting list at end of quarter: 4 patients

Same period last year	Change since one year ago
36	-6%
37	19%
1	300%

Deniliquin Hospital and Health Services: Patients ready for elective surgery

as at 31st March 2018

Patients ready for surgery on waiting list by urgency category: 44 patients



Same period last year	Change since one year ago
< 5	*
15	127%
22	-23%

Deniliquin Hospital and Health Services: Patients ready for elective surgery

as at 31st March 2018

Patients ready for elective surgery by specialty of surgeon: 44 patients

	As at 31 Mar 2018	Same time last year	Change since one year ago
All specialties	44	37	19%
Cardiothoracic surgery	0	0	n/a
Ear, nose and throat surgery	0	0	n/a
General surgery	31	21	48%
Gynaecology	0	0	n/a
Medical	< 5	0	n/a
Neurosurgery	0	0	n/a
Ophthalmology	11	16	-31%
Orthopaedic surgery	0	0	n/a
Plastic surgery	0	0	n/a
Urology	0	0	n/a
Vascular surgery	0	0	n/a

Patients ready for elective surgery for common procedures ⁷

	As at 31 Mar 2018	Same time last year	Change since one year ago
Abdominal hysterectomy	0	< 5	n/a
Cataract extraction	8	13	-38%
Cholecystectomy	0	< 5	n/a
Coronary artery bypass graft	0	< 5	n/a
Cystoscopy	0	< 5	n/a
Haemorrhoidectomy	< 5	< 5	n/a
Hysteroscopy	0	< 5	n/a
Inguinal herniorrhaphy	< 5	< 5	n/a
Myringoplasty / Tympanoplasty	0	< 5	n/a
Myringotomy	0	< 5	n/a
Other - General	0	< 5	*
Prostatectomy	0	< 5	n/a
Septoplasty	0	< 5	n/a
Tonsillectomy	0	< 5	n/a
Total hip replacement	0	< 5	n/a
Total knee replacement	0	< 5	n/a
Varicose veins stripping and ligation	0	< 5	n/a

Deniliquin Hospital and Health Services: Patients ready for elective surgery as at 31st March 2018

Patients ready for elective surgery, on the waiting list for longer than 12 months

As at 31 Mar 2018

Same time last year

All specialties	0	0
-----------------	---	---

- * Suppressed due to small numbers and to protect privacy. Relevant graphs are also suppressed.
- < 5 Less than five patients. For measures by urgency category, counts are included in an adjacent category. Relevant graphs are also suppressed.
1. Excluding staged procedures.
 2. Excluding staged procedures and cystoscopy.
 3. Including non-urgent cystoscopy.
 4. Excludes the total number of days the patient was coded as 'not ready for surgery'.
 5. This is the number of days it took for half of patients who received elective surgery during the period to be admitted and receive their surgery. The other half took equal to or longer than the median to be admitted for surgery.
 6. This is the number of days it took for 90% of patients who received elective surgery during the period to be admitted and receive their surgery. The final 10% of patients took equal to or longer than the 90th percentile.
 7. The procedures included in this list are procedures which are high volume; some may be associated with long waiting periods. For a description of these procedures see *Elective Surgery Glossary of Common Procedures, December 2012*.
 8. Includes staged procedures, non-urgent cystoscopy, and patients currently not available for personal reasons.
- For more information: For details of methods, see the *Technical Supplement: Elective surgery measures, January to March 2018*.
- Note:** All percentages rounded to whole numbers and therefore percentages may not add to 100%.
- Source:** Waiting List Collection On-Line System, NSW Health (extracted 13 April 2018.).