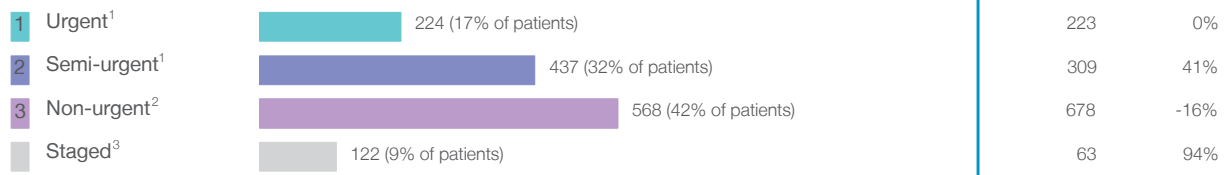


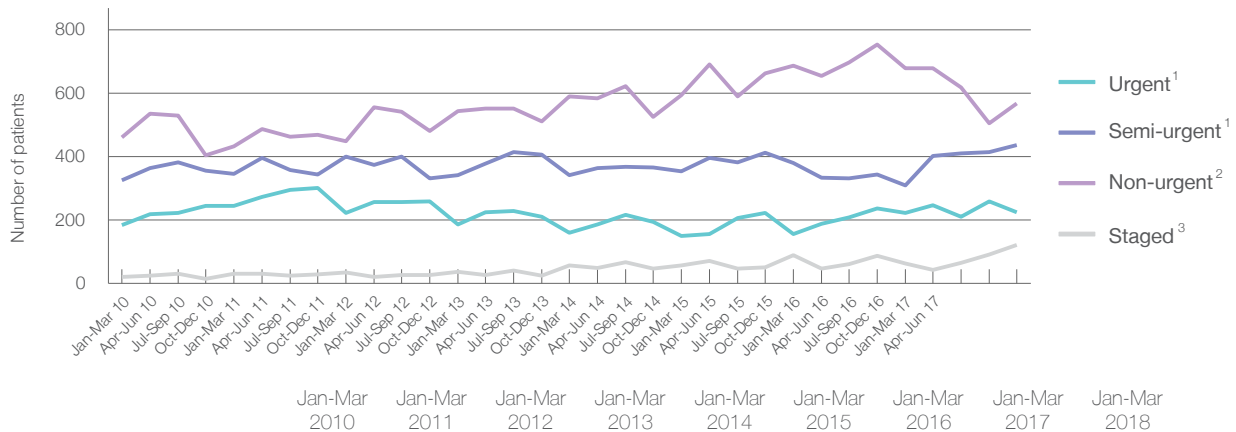
Wagga Wagga Rural Referral Hospital: Elective surgery performed

January to March 2018

Patients who received elective surgery by urgency category: 1,351 patients



Patients who received elective surgery by urgency category by quarter, January 2013 to March 2018



All categories	992	1,055	1,107	1,110	1,151	1,155	1,313	1,273	1,351
Urgent ¹	185	244	222	187	161	151	157	223	224
Semi-urgent ¹	325	346	401	342	342	353	380	309	437
Non-urgent ²	460	433	449	543	590	594	687	678	568
Staged ³	22	32	35	38	58	57	89	63	122

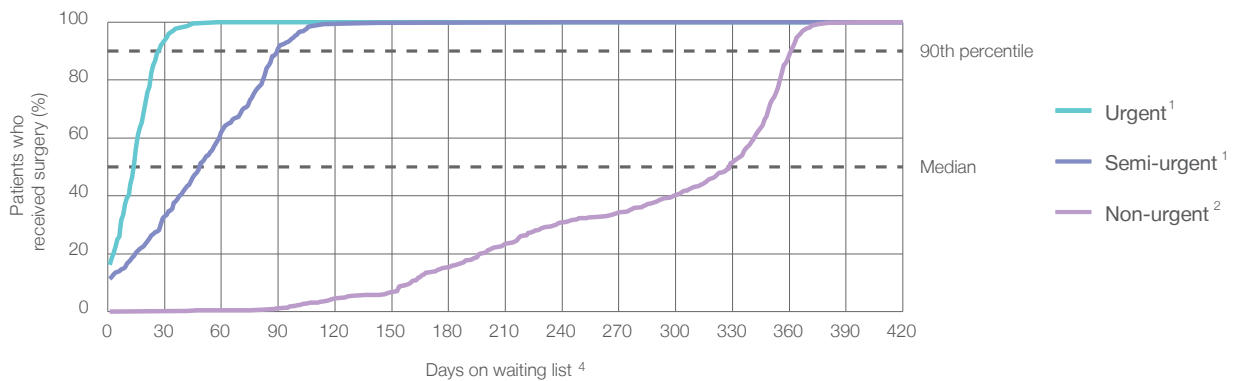
Wagga Wagga Rural Referral Hospital: Time waited to receive elective surgery

January to March 2018

Percentage of patients who received surgery within the clinically recommended timeframe

1	Urgent ¹	Recommended: 30 days	92.9%	100%	99.2%
2	Semi-urgent ¹	Recommended: 90 days	90.8%	98.7%	97.5%
3	Non-urgent ²	Recommended: 365 days	95.4%	85.4%	97.4%

Percentage of patients who received elective surgery by waiting time (days)



Waiting time (days) for people who received surgery by urgency category

1	Urgent: ¹ 224 patients				
	Median time to receive surgery	<div><div></div></div> 14 days	13	15	13
	90th percentile time to receive surgery	<div><div></div></div> 27 days	27	28	27
2	Semi-urgent: ¹ 437 patients				
	Median time to receive surgery	<div><div></div></div> 49 days	50	47	50
	90th percentile time to receive surgery	<div><div></div></div> 90 days	85	83	84
3	Non-urgent: ² 568 patients				
	Median time to receive surgery	<div><div></div></div> 329 days	274	314	266
	90th percentile time to receive surgery	<div><div></div></div> 361 days	356	375	358

Wagga Wagga Rural Referral Hospital: Time waited to receive elective surgery

January to March 2018

Median⁵ waiting time (days) for patients who received elective surgery by specialty of surgeon

		Same period last year	Peer group (this period)
Cardiothoracic surgery	n/a (0 patients)	n/a	*
Ear, nose and throat surgery	331 days (179 patients)	342	270
General surgery	64 days (269 patients)	89	58
Gynaecology	42 days (95 patients)	33	51
Medical	n/a (0 patients)	*	16
Neurosurgery	n/a (0 patients)	n/a	n/a
Ophthalmology	211 days (246 patients)	194	280
Orthopaedic surgery	221 days (199 patients)	316	199
Plastic surgery	n/a (0 patients)	n/a	76
Urology	28 days (336 patients)	29	42
Vascular surgery	43 days (27 patients)	28	23

Median⁵ waiting time (days) for patients who received elective surgery by common procedures⁷

		Same period last year	Peer group (this period)
Abdominal hysterectomy	38 days (12 patients)	*	82
Cataract extraction	217 days (184 patients)	212	287
Cholecystectomy	90 days (27 patients)	102	67
Coronary artery bypass graft	n/a (0 patients)	n/a	n/a
Cystoscopy	22 days (135 patients)	27	30
Haemorrhoidectomy	* (< 5 patients)	*	77
Hysteroscopy	33 days (28 patients)	29	41
Inguinal herniorrhaphy	70 days (12 patients)	234	116
Myringoplasty / Tympanoplasty	* (< 5 patients)	*	337
Myringotomy	* (< 5 patients)	*	86
Other - General	77 days (41 patients)	76	29
Prostatectomy	27 days (22 patients)	38	76
Septoplasty	* (< 5 patients)	*	321
Tonsillectomy	336 days (79 patients)	348	297
Total hip replacement	282 days (21 patients)	324	242
Total knee replacement	340 days (60 patients)	359	301
Varicose veins stripping and ligation	99 days (10 patients)	*	99

Wagga Wagga Rural Referral Hospital: Elective surgery waiting list

January to March 2018

Patients ready for surgery on waiting list at start of quarter: 2,530 patients

Patients ready for surgery on waiting list at end of quarter: 2,538 patients

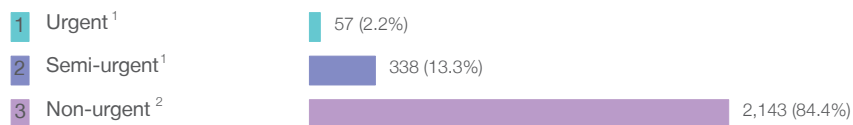
Patients not ready for surgery⁸ on waiting list at end of quarter: 374 patients

Same period last year	Change since one year ago
2,478	2%
2,274	12%
225	66%

Wagga Wagga Rural Referral Hospital: Patients ready for elective surgery

as at 31st March 2018

Patients ready for surgery on waiting list by urgency category: 2,538 patients



Same period last year	Change since one year ago
54	6%
303	12%
1,917	12%

Wagga Wagga Rural Referral Hospital: Patients ready for elective surgery

as at 31st March 2018

Patients ready for elective surgery by specialty of surgeon: 2,538 patients

	As at 31 Mar 2018	Same time last year	Change since one year ago
All specialties	2,538	2,274	12%
Cardiothoracic surgery	0	0	n/a
Ear, nose and throat surgery	539	554	-3%
General surgery	444	355	25%
Gynaecology	141	110	28%
Medical	< 5	< 5	*
Neurosurgery	0	0	n/a
Ophthalmology	525	490	7%
Orthopaedic surgery	699	587	19%
Plastic surgery	0	0	n/a
Urology	165	155	6%
Vascular surgery	24	21	14%

Patients ready for elective surgery for common procedures ⁷

	As at 31 Mar 2018	Same time last year	Change since one year ago
Abdominal hysterectomy	12	10	20%
Cataract extraction	445	408	9%
Cholecystectomy	53	37	43%
Coronary artery bypass graft	0	< 5	n/a
Cystoscopy	38	37	3%
Haemorrhoidectomy	< 5	< 5	*
Hysteroscopy	26	28	-7%
Inguinal herniorrhaphy	36	17	112%
Myringoplasty / Tympanoplasty	7	6	17%
Myringotomy	6	6	0%
Other - General	68	68	0%
Prostatectomy	12	13	-8%
Septoplasty	17	17	0%
Tonsillectomy	262	243	8%
Total hip replacement	93	96	-3%
Total knee replacement	230	205	12%
Varicose veins stripping and ligation	7	8	-13%

Wagga Wagga Rural Referral Hospital: Patients ready for elective surgery as at 31st March 2018

Patients ready for elective surgery, on the waiting list for longer than 12 months

As at 31 Mar 2018

Same time last year

All specialties	0	12
-----------------	---	----

- * Suppressed due to small numbers and to protect privacy. Relevant graphs are also suppressed.
- < 5 Less than five patients. For measures by urgency category, counts are included in an adjacent category. Relevant graphs are also suppressed.
1. Excluding staged procedures.
 2. Excluding staged procedures and cystoscopy.
 3. Including non-urgent cystoscopy.
 4. Excludes the total number of days the patient was coded as 'not ready for surgery'.
 5. This is the number of days it took for half of patients who received elective surgery during the period to be admitted and receive their surgery. The other half took equal to or longer than the median to be admitted for surgery.
 6. This is the number of days it took for 90% of patients who received elective surgery during the period to be admitted and receive their surgery. The final 10% of patients took equal to or longer than the 90th percentile.
 7. The procedures included in this list are procedures which are high volume; some may be associated with long waiting periods. For a description of these procedures see *Elective Surgery Glossary of Common Procedures, December 2012*.
 8. Includes staged procedures, non-urgent cystoscopy, and patients currently not available for personal reasons.
- For more information: For details of methods, see the *Technical Supplement: Elective surgery measures, January to March 2018*.
- Note:** All percentages rounded to whole numbers and therefore percentages may not add to 100%.
- Source:** Waiting List Collection On-Line System, NSW Health (extracted 13 April 2018.).