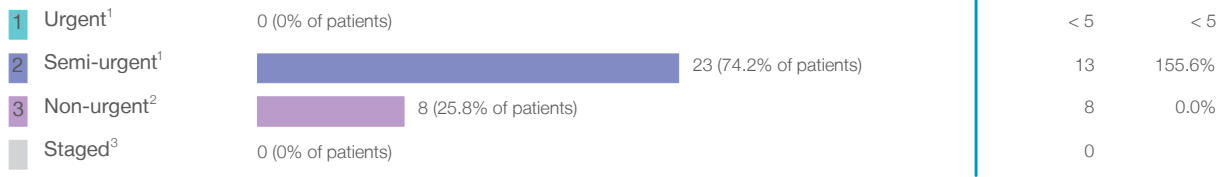


Narrabri District Hospital: Elective surgery performed

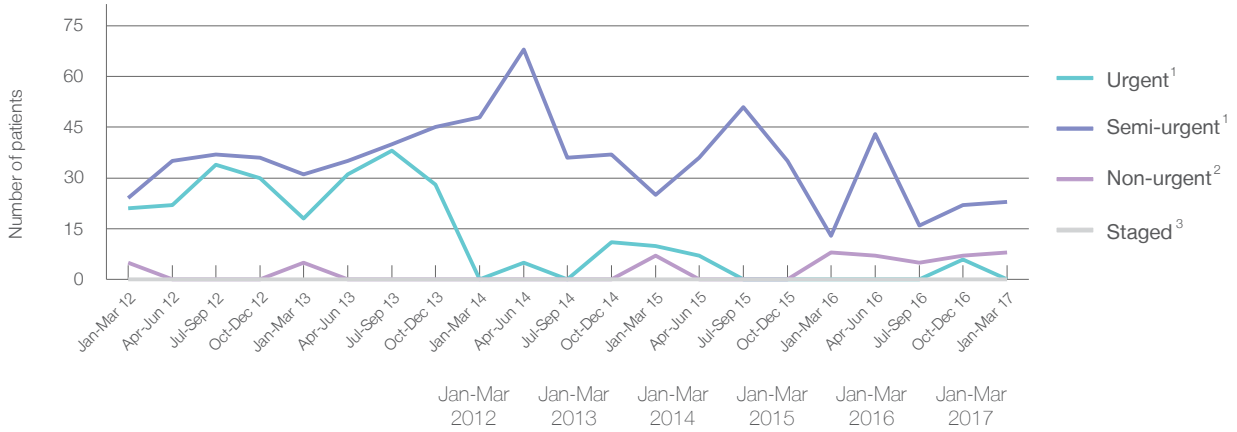
January to March 2017

Patients who received elective surgery by urgency category: 31 patients



	Same period last year	Change since one year ago
Urgent ¹	< 5	< 5
Semi-urgent ¹	13	155.6%
Non-urgent ²	8	0.0%
Staged ³	0	

Patients who received elective surgery by urgency category by quarter, January 2012 to March 2017



	Jan-Mar 2012	Jan-Mar 2013	Jan-Mar 2014	Jan-Mar 2015	Jan-Mar 2016	Jan-Mar 2017
All categories	50	54	48	42	21	31
Urgent ¹	21	18	< 5	10	< 5	0
Semi-urgent ¹	24	31	48	25	13	23
Non-urgent ²	5	5	< 5	7	8	8
Staged ³	0	0	0	0	0	0

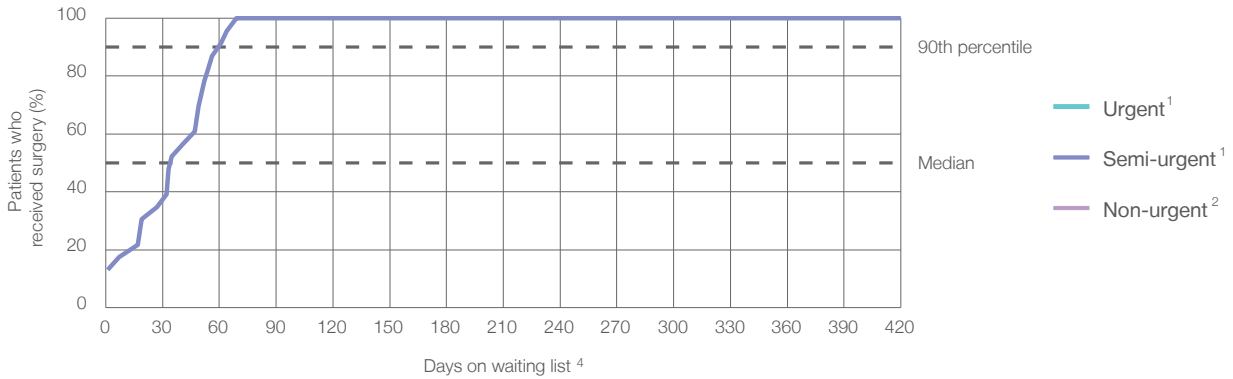
Narrabri District Hospital: Time waited to receive elective surgery

January to March 2017

Percentage of patients who received surgery within the clinically recommended timeframe

Urgency Category	Recommended Timeframe	Same period last year	Peer group (this period)
1 Urgent ¹	Recommended: 30 days	*	99.8%
2 Semi-urgent ¹	Recommended: 90 days	100%	99.4%
3 Non-urgent ²	Recommended: 365 days	*	99.6%

Percentage of patients who received elective surgery by waiting time (days)



Waiting time (days) for people who received surgery by urgency category

Urgency Category	Number of Patients	Peer group (this period)	This hospital (same period last year)	Peer group (same period last year)
1 Urgent	0 patients			
2 Semi-urgent	123 patients			
Median time to receive surgery	35 days	41	*	38
90th percentile time to receive surgery	*	77	*	78
3 Non-urgent	28 patients			
Median time to receive surgery	*	179	*	202
90th percentile time to receive surgery	*	329	*	334

Narrabri District Hospital: Time waited to receive elective surgery

January to March 2017

Median ⁵ waiting time (days) for patients who received elective surgery by specialty of surgeon		Same period last year	Peer group (this period)
Cardiothoracic surgery	n/a (0 patients)	n/a	n/a
Ear, nose and throat surgery	n/a (0 patients)	n/a	114
General surgery	38 days (24 patients)	27	36
Gynaecology	n/a (0 patients)	n/a	35
Medical	n/a (0 patients)	n/a	10
Neurosurgery	n/a (0 patients)	n/a	n/a
Ophthalmology	n/a (0 patients)	n/a	191
Orthopaedic surgery	* (7 patients)	*	89
Plastic surgery	n/a (0 patients)	n/a	n/a
Urology	n/a (0 patients)	n/a	52
Vascular surgery	n/a (0 patients)	n/a	158

Median ⁵ waiting time (days) for patients who received elective surgery by common procedures ⁷		Same period last year	Peer group (this period)
Abdominal hysterectomy	n/a (0 patients)	n/a	45
Cataract extraction	n/a (0 patients)	n/a	196
Cholecystectomy	n/a (0 patients)	*	39
Coronary artery bypass graft	n/a (0 patients)	n/a	n/a
Cystoscopy	n/a (0 patients)	n/a	37
Haemorrhoidectomy	n/a (0 patients)	*	73
Hysteroscopy	n/a (0 patients)	n/a	30
Inguinal herniorrhaphy	* (< 5 patients)	*	70
Myringoplasty / Tympanoplasty	n/a (0 patients)	n/a	*
Myringotomy	n/a (0 patients)	n/a	*
Other - General	n/a (0 patients)	n/a	27
Prostatectomy	n/a (0 patients)	n/a	71
Septoplasty	n/a (0 patients)	n/a	227
Tonsillectomy	n/a (0 patients)	n/a	167
Total hip replacement	n/a (0 patients)	n/a	n/a
Total knee replacement	n/a (0 patients)	n/a	n/a
Varicose veins stripping and ligation	n/a (0 patients)	n/a	163

Narrabri District Hospital: Elective surgery waiting list

January to March 2017

Patients ready for surgery on waiting list at start of quarter: 15 patients

Patients ready for surgery on waiting list at end of quarter: 15 patients

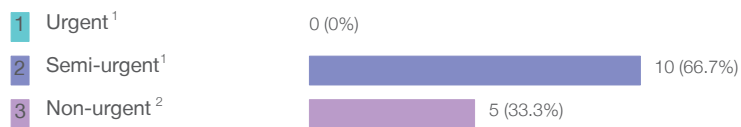
Patients not ready for surgery⁸ on waiting list at end of quarter: 10 patients

	Same period last year	Change since one year ago
Patients ready for surgery on waiting list at start of quarter	19	-21.1%
Patients ready for surgery on waiting list at end of quarter	26	-42.3%
Patients not ready for surgery ⁸ on waiting list at end of quarter	8	25.0%

Narrabri District Hospital: Patients ready for elective surgery

as at 31st March 2017

Patients ready for surgery on waiting list by urgency category: 15 patients



	Same period last year	Change since one year ago
Urgent	0	
Semi-urgent	18	-44.4%
Non-urgent	8	-37.5%

Narrabri District Hospital: Patients ready for elective surgery as at 31st March 2017

Patients ready for elective surgery by specialty of surgeon: 15 patients

	As at 31 Mar 2017	Same time last year	Change since one year ago
All specialties	15	26	-42.3%
Cardiothoracic surgery	0	0	n/a
Ear, nose and throat surgery	0	0	n/a
General surgery	12	21	-42.9%
Gynaecology	0	0	n/a
Medical	0	0	n/a
Neurosurgery	0	0	n/a
Ophthalmology	0	0	n/a
Orthopaedic surgery	< 5	5	*
Plastic surgery	0	0	n/a
Urology	0	0	n/a
Vascular surgery	0	0	n/a

Patients ready for elective surgery for common procedures⁷

	As at 31 Mar 2017	Same time last year	Change since one year ago
Abdominal hysterectomy	0	< 5	n/a
Cataract extraction	0	< 5	n/a
Cholecystectomy	0	< 5	*
Coronary artery bypass graft	0	< 5	n/a
Cystoscopy	0	< 5	n/a
Haemorrhoidectomy	< 5	< 5	n/a
Hysteroscopy	0	< 5	n/a
Inguinal herniorrhaphy	< 5	< 5	*
Myringoplasty / Tympanoplasty	0	< 5	n/a
Myringotomy	0	< 5	n/a
Other - General	0	< 5	n/a
Prostatectomy	0	< 5	n/a
Septoplasty	0	< 5	n/a
Tonsillectomy	0	< 5	n/a
Total hip replacement	0	< 5	n/a
Total knee replacement	0	< 5	n/a
Varicose veins stripping and ligation	0	< 5	n/a

Narrabri District Hospital: Patients ready for elective surgery as at 31st March 2017

Patients ready for elective surgery, on the waiting list for longer than 12 months

	As at 31 Mar 2017	Same time last year
All specialties	0	0

* Suppressed due to small numbers and to protect privacy. Relevant graphs are also suppressed.

< 5 Less than five patients. For measures by urgency category, counts are included in an adjacent category. Relevant graphs are also suppressed.

1. Excluding staged procedures.
2. Excluding staged procedures and cystoscopy.
3. Including non-urgent cystoscopy.
4. Excludes the total number of days the patient was coded as 'not ready for surgery'.
5. This is the number of days it took for half of patients who received elective surgery during the period to be admitted and receive their surgery. The other half took equal to or longer than the median to be admitted for surgery.
6. This is the number of days it took for 90% of patients who received elective surgery during the period to be admitted and receive their surgery. The final 10% of patients took equal to or longer than the 90th percentile.
7. The procedures included in this list are procedures which are high volume; some may be associated with long waiting periods. For a description of these procedures see *Elective Surgery Glossary of Common Procedures, December 2012*.
8. Includes staged procedures, non-urgent cystoscopy, and patients currently not available for personal reasons.

For more information: For details of methods, see the *Technical Supplement: Elective surgery measures, July to September 2016*.

Note: All percentages rounded to whole numbers and therefore percentages may not add to 100%.

Source: Waiting List Collection On-Line System, NSW Health (extracted 18 April 2017.).