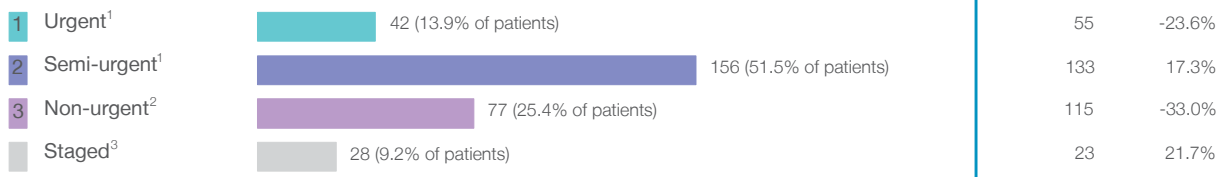


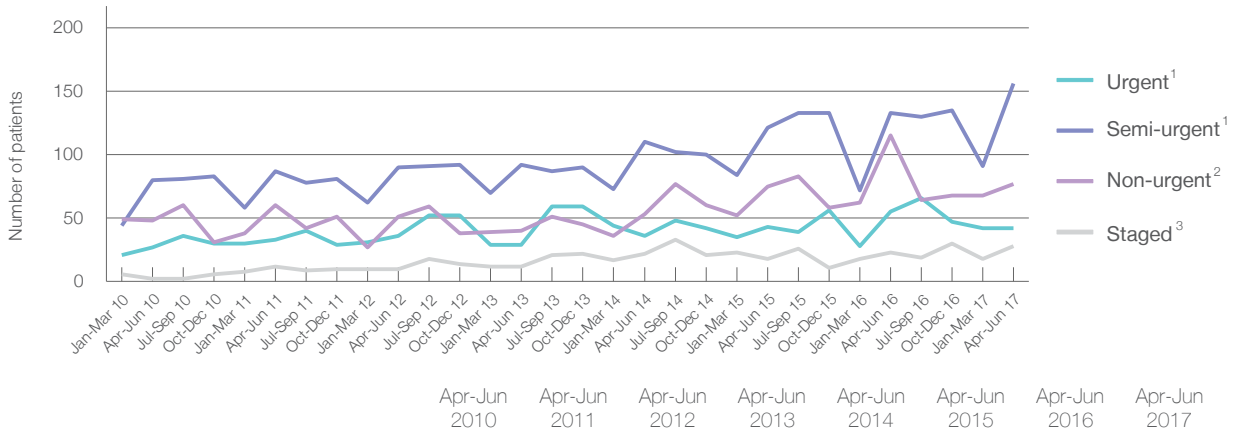
Ballina District Hospital: Elective surgery performed

April to June 2017

Patients who received elective surgery by urgency category: 303 patients



Patients who received elective surgery by urgency category by quarter, April 2012 to June 2017



	Apr-Jun 2010	Apr-Jun 2011	Apr-Jun 2012	Apr-Jun 2013	Apr-Jun 2014	Apr-Jun 2015	Apr-Jun 2016	Apr-Jun 2017
All categories	157	192	187	173	221	257	326	303
Urgent ¹	27	33	36	29	36	43	55	42
Semi-urgent ¹	80	87	90	92	110	121	133	156
Non-urgent ²	48	60	51	40	53	75	115	77
Staged ³	2	12	10	12	22	18	23	28

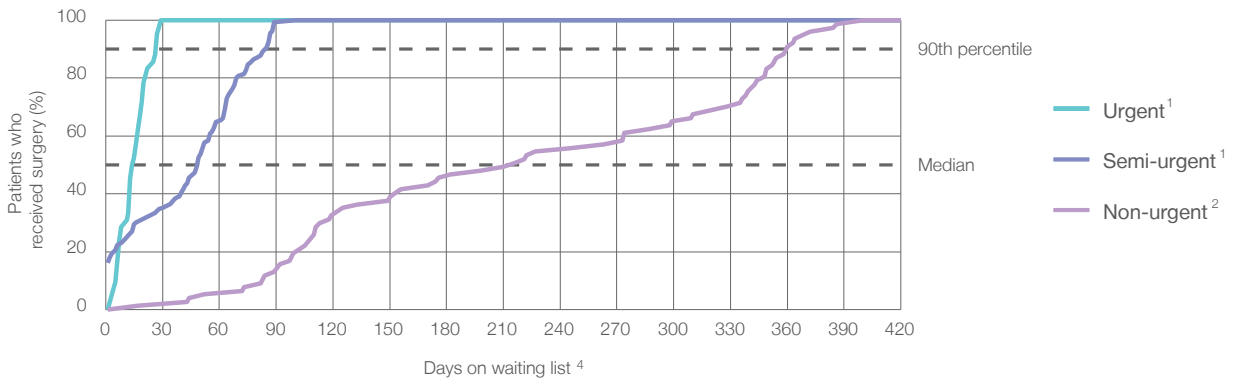
Ballina District Hospital: Time waited to receive elective surgery

April to June 2017

Percentage of patients who received surgery within the clinically recommended timeframe

	Recommended: (days)	Percentage	Same period last year	Peer group (this period)
1 Urgent ¹	30 days	100%	100%	99.8%
2 Semi-urgent ¹	90 days	99.4%	99.2%	99.8%
3 Non-urgent ²	365 days	93.5%	87.8%	99.3%

Percentage of patients who received elective surgery by waiting time (days)



Waiting time (days) for people who received surgery by urgency category

	Peer group (this period)	This hospital (same period last year)	Peer group (same period last year)
1 Urgent: ¹ 42 patients			
Median time to receive surgery	13	14	12
90th percentile time to receive surgery	27	*	26
2 Semi-urgent: ¹ 156 patients			
Median time to receive surgery	39	36	35
90th percentile time to receive surgery	77	69	72
3 Non-urgent: ² 77 patients			
Median time to receive surgery	174	178	193
90th percentile time to receive surgery	327	386	322

Ballina District Hospital: Time waited to receive elective surgery

April to June 2017

Median ⁵ waiting time (days) for patients who received elective surgery by specialty of surgeon		Same period last year	Peer group (this period)
Cardiothoracic surgery	n/a (0 patients)	n/a	n/a
Ear, nose and throat surgery	151 days (18 patients)	29	127
General surgery	55 days (160 patients)	43	36
Gynaecology	46 days (40 patients)	39	32
Medical	n/a (0 patients)	n/a	49
Neurosurgery	n/a (0 patients)	n/a	n/a
Ophthalmology	n/a (0 patients)	n/a	183
Orthopaedic surgery	n/a (0 patients)	n/a	114
Plastic surgery	n/a (0 patients)	n/a	n/a
Urology	47 days (65 patients)	46	33
Vascular surgery	178 days (20 patients)	171	191

Median ⁵ waiting time (days) for patients who received elective surgery by common procedures ⁷		Same period last year	Peer group (this period)
Abdominal hysterectomy	n/a (0 patients)	n/a	43
Cataract extraction	n/a (0 patients)	n/a	193
Cholecystectomy	* (7 patients)	*	57
Coronary artery bypass graft	n/a (0 patients)	n/a	n/a
Cystoscopy	16 days (51 patients)	40	21
Haemorrhoidectomy	* (< 5 patients)	*	*
Hysteroscopy	23 days (12 patients)	41	28
Inguinal herniorrhaphy	64 days (19 patients)	71	64
Myringoplasty / Tympanoplasty	* (< 5 patients)	n/a	*
Myringotomy	* (< 5 patients)	*	*
Other - General	n/a (0 patients)	n/a	29
Prostatectomy	n/a (0 patients)	n/a	80
Septoplasty	* (< 5 patients)	*	312
Tonsillectomy	* (6 patients)	55	154
Total hip replacement	n/a (0 patients)	n/a	n/a
Total knee replacement	n/a (0 patients)	n/a	n/a
Varicose veins stripping and ligation	178 days (20 patients)	171	198

Ballina District Hospital: Elective surgery waiting list

April to June 2017

Patients ready for surgery on waiting list at start of quarter: 365 patients

Patients ready for surgery on waiting list at end of quarter: 327 patients

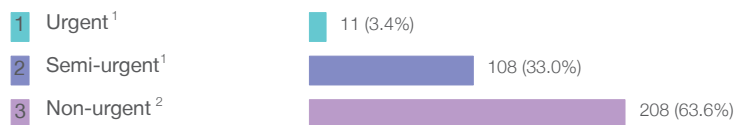
Patients not ready for surgery⁸ on waiting list at end of quarter: 144 patients

Same period last year	Change since one year ago
280	30.4%
291	12.4%
98	46.9%

Ballina District Hospital: Patients ready for elective surgery

as at 30th June 2017

Patients ready for surgery on waiting list by urgency category: 327 patients



Same period last year	Change since one year ago
15	-26.7%
72	50.0%
204	2.0%

Ballina District Hospital: Patients ready for elective surgery
as at 30th June 2017

Patients ready for elective surgery by specialty of surgeon: 327 patients

	As at 30 Jun 2017	Same time last year	Change since one year ago
All specialties	327	291	12.4%
Cardiothoracic surgery	0	0	n/a
Ear, nose and throat surgery	24	20	20.0%
General surgery	167	143	16.8%
Gynaecology	29	24	20.8%
Medical	6	0	n/a
Neurosurgery	0	0	n/a
Ophthalmology	0	0	n/a
Orthopaedic surgery	0	0	n/a
Plastic surgery	0	0	n/a
Urology	27	31	-12.9%
Vascular surgery	74	73	1.4%

Patients ready for elective surgery for common procedures⁷

	As at 30 Jun 2017	Same time last year	Change since one year ago
Abdominal hysterectomy	0	< 5	n/a
Cataract extraction	0	< 5	n/a
Cholecystectomy	< 5	5	*
Coronary artery bypass graft	0	< 5	n/a
Cystoscopy	6	6	0.0%
Haemorrhoidectomy	7	< 5	*
Hysteroscopy	8	< 5	*
Inguinal herniorrhaphy	28	18	55.6%
Myringoplasty / Tympanoplasty	0	< 5	*
Myringotomy	0	< 5	n/a
Other - General	0	< 5	n/a
Prostatectomy	0	< 5	n/a
Septoplasty	12	5	140.0%
Tonsillectomy	7	7	0.0%
Total hip replacement	0	< 5	n/a
Total knee replacement	0	< 5	n/a
Varicose veins stripping and ligation	73	73	0.0%

Ballina District Hospital: Patients ready for elective surgery
as at 30th June 2017

Patients ready for elective surgery, on the waiting list for longer than 12 months

	As at 30 Jun 2017	Same time last year
All specialties	0	0

* Suppressed due to small numbers and to protect privacy. Relevant graphs are also suppressed.

< 5 Less than five patients. For measures by urgency category, counts are included in an adjacent category. Relevant graphs are also suppressed.

1. Excluding staged procedures.
2. Excluding staged procedures and cystoscopy.
3. Including non-urgent cystoscopy.
4. Excludes the total number of days the patient was coded as 'not ready for surgery'.
5. This is the number of days it took for half of patients who received elective surgery during the period to be admitted and receive their surgery. The other half took equal to or longer than the median to be admitted for surgery.
6. This is the number of days it took for 90% of patients who received elective surgery during the period to be admitted and receive their surgery. The final 10% of patients took equal to or longer than the 90th percentile.
7. The procedures included in this list are procedures which are high volume; some may be associated with long waiting periods. For a description of these procedures see *Elective Surgery Glossary of Common Procedures, December 2012*.
8. Includes staged procedures, non-urgent cystoscopy, and patients currently not available for personal reasons.

For more information: For details of methods, see the *Technical Supplement: Elective surgery measures, July to September 2016*.

Note: All percentages rounded to whole numbers and therefore percentages may not add to 100%.

Source: Waiting List Collection On-Line System, NSW Health (extracted 18 July 2017.).