

## Forbes District Hospital: Elective surgery performed

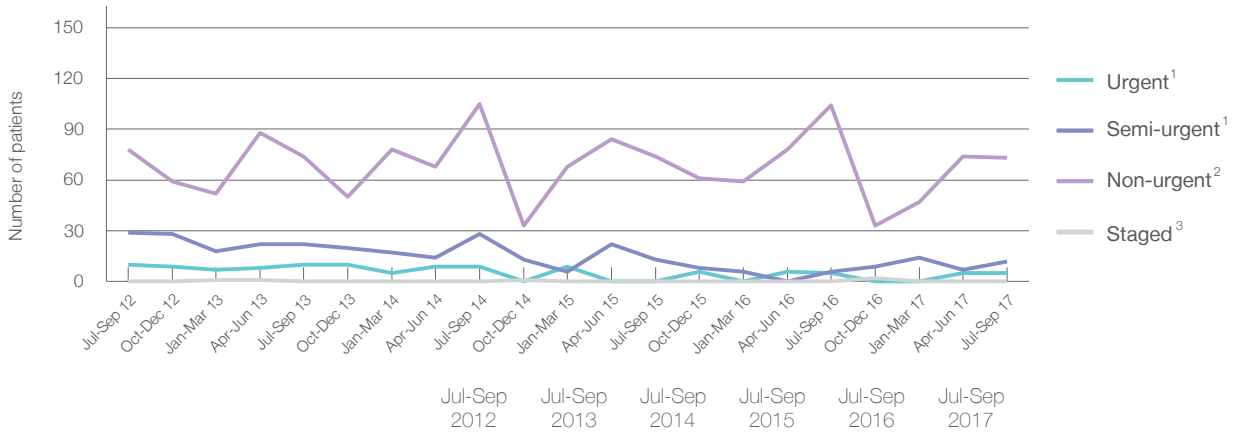
July to September 2017

Patients who received elective surgery by urgency category: 90 patients



| Urgency Category           | Same period last year | Change since one year ago |
|----------------------------|-----------------------|---------------------------|
| 1 Urgent <sup>1</sup>      | 5                     | 0.0%                      |
| 2 Semi-urgent <sup>1</sup> | 6                     | 100.0%                    |
| 3 Non-urgent <sup>2</sup>  | 104                   | -29.8%                    |
| Staged <sup>3</sup>        | 0                     |                           |

Patients who received elective surgery by urgency category by quarter, July 2012 to September 2017



| Urgency Category         | Jul-Sep 2012 | Jul-Sep 2013 | Jul-Sep 2014 | Jul-Sep 2015 | Jul-Sep 2016 | Jul-Sep 2017 |
|--------------------------|--------------|--------------|--------------|--------------|--------------|--------------|
| All categories           | 117          | 106          | 142          | 87           | 115          | 90           |
| Urgent <sup>1</sup>      | 10           | 10           | 9            | < 5          | 5            | 5            |
| Semi-urgent <sup>1</sup> | 29           | 22           | 28           | 13           | 6            | 12           |
| Non-urgent <sup>2</sup>  | 78           | 74           | 105          | 74           | 104          | 73           |
| Staged <sup>3</sup>      | 0            | 0            | 0            | 0            | 0            | 0            |

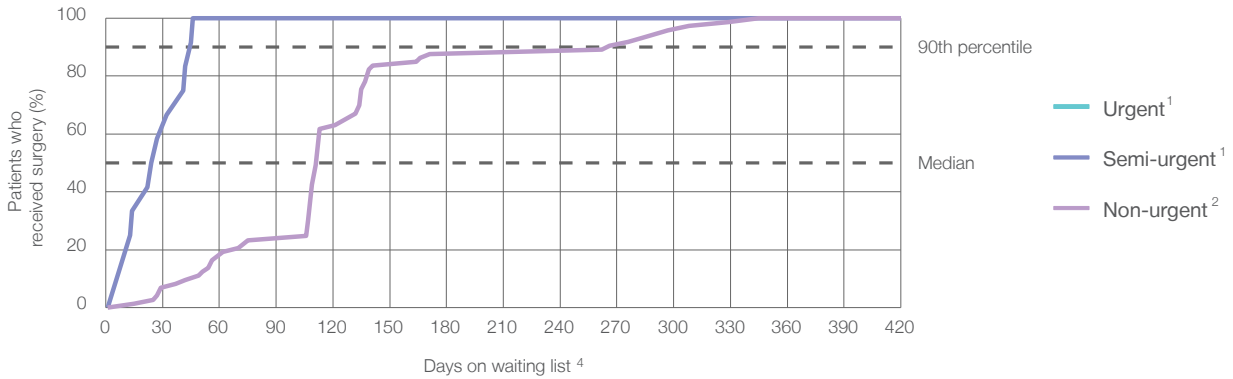
## Forbes District Hospital: Time waited to receive elective surgery

July to September 2017

### Percentage of patients who received surgery within the clinically recommended timeframe

| Urgency Category           | Recommended Timeframe (days) | Percentage | Same period last year | Peer group (this period) |
|----------------------------|------------------------------|------------|-----------------------|--------------------------|
| 1 Urgent <sup>1</sup>      | 30 days                      | *          | *                     | 99.4%                    |
| 2 Semi-urgent <sup>1</sup> | 90 days                      | 100%       | *                     | 99.9%                    |
| 3 Non-urgent <sup>2</sup>  | 365 days                     | 100%       | 100%                  | 99.8%                    |

### Percentage of patients who received elective surgery by waiting time (days)



### Waiting time (days) for people who received surgery by urgency category

| Urgency Category           | Number of Patients | Median time to receive surgery (days) | 90th percentile time to receive surgery (days) | Peer group (this period) | This hospital (same period last year) | Peer group (same period last year) |
|----------------------------|--------------------|---------------------------------------|--|--------------------------|---------------------------------------|------------------------------------|
| 1 Urgent <sup>1</sup>      | 5 patients         | *                                     | *  | 11                       | *                                     | 11                                 |
| 2 Semi-urgent <sup>1</sup> | 12 patients        | 26 days                               | *  | 40                       | *                                     | 35                                 |
| 3 Non-urgent <sup>2</sup>  | 73 patients        | 113 days                              | *  | 147                      | 110                                   | 159                                |
|                            |                    |                                       |  |                          | 247                                   | 334                                |

## Forbes District Hospital: Time waited to receive elective surgery

July to September 2017

| Median <sup>5</sup> waiting time (days) for patients who received elective surgery by specialty of surgeon |                        | Same period last year | Peer group (this period) |
|--|------------------------|-----------------------|--------------------------|
| Cardiothoracic surgery   | n/a (0 patients)       | n/a                   | n/a                      |
| Ear, nose and throat surgery   | 271 days (14 patients) | 247                   | 113                      |
| General surgery  | 27 days (21 patients)  | 53                    | 35                       |
| Gynaecology  | * (7 patients)         | *                     | 46                       |
| Medical  | * (< 5 patients)       | *                     | 21                       |
| Neurosurgery   | n/a (0 patients)       | n/a                   | n/a                      |
| Ophthalmology  | 113 days (47 patients) | 109                   | 152                      |
| Orthopaedic surgery  | n/a (0 patients)       | n/a                   | 92                       |
| Plastic surgery  | n/a (0 patients)       | n/a                   | n/a                      |
| Urology  | n/a (0 patients)       | n/a                   | 33                       |
| Vascular surgery   | n/a (0 patients)       | n/a                   | 229                      |

| Median <sup>5</sup> waiting time (days) for patients who received elective surgery by common procedures <sup>7</sup> |                        | Same period last year | Peer group (this period) |
|--|------------------------|-----------------------|--------------------------|
| Abdominal hysterectomy   | * (< 5 patients)       | *                     | 58                       |
| Cataract extraction  | 113 days (47 patients) | 109                   | 156                      |
| Cholecystectomy  | n/a (0 patients)       | n/a                   | 56                       |
| Coronary artery bypass graft   | n/a (0 patients)       | n/a                   | n/a                      |
| Cystoscopy   | n/a (0 patients)       | n/a                   | 29                       |
| Haemorrhoidectomy  | * (< 5 patients)       | n/a                   | 59                       |
| Hysteroscopy   | n/a (0 patients)       | n/a                   | 39                       |
| Inguinal herniorrhaphy   | * (6 patients)         | *                     | 62                       |
| Myringoplasty / Tympanoplasty  | n/a (0 patients)       | n/a                   | *                        |
| Myringotomy  | n/a (0 patients)       | n/a                   | *                        |
| Other - General  | * (< 5 patients)       | *                     | 26                       |
| Prostatectomy  | n/a (0 patients)       | n/a                   | 40                       |
| Septoplasty  | * (< 5 patients)       | *                     | 151                      |
| Tonsillectomy  | * (9 patients)         | *                     | 224                      |
| Total hip replacement  | n/a (0 patients)       | n/a                   | n/a                      |
| Total knee replacement   | n/a (0 patients)       | n/a                   | n/a                      |
| Varicose veins stripping and ligation  | n/a (0 patients)       | n/a                   | 219                      |

### Forbes District Hospital: Elective surgery waiting list

July to September 2017

Patients ready for surgery on waiting list at start of quarter: 124 patients

Patients ready for surgery on waiting list at end of quarter: 118 patients

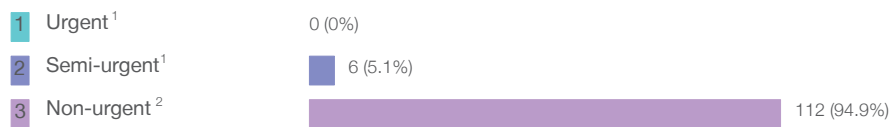
Patients not ready for surgery<sup>8</sup> on waiting list at end of quarter: 9 patients

|   | Same period last year | Change since one year ago |
|---|-----------------------|---------------------------|
| Patients ready for surgery on waiting list at start of quarter                | 134                   | -7.5%                     |
| Patients ready for surgery on waiting list at end of quarter                  | 87                    | 35.6%                     |
| Patients not ready for surgery <sup>8</sup> on waiting list at end of quarter | 14                    | -35.7%                    |

### Forbes District Hospital: Patients ready for elective surgery

as at 30th September 2017

Patients ready for surgery on waiting list by urgency category: 118 patients



|                          | Same period last year | Change since one year ago |
|--------------------------|-----------------------|---------------------------|
| Urgent <sup>1</sup>      | 0                     |                           |
| Semi-urgent <sup>1</sup> | < 5                   | *                         |
| Non-urgent <sup>2</sup>  | 87                    | 28.7%                     |

## Forbes District Hospital: Patients ready for elective surgery as at 30th September 2017

Patients ready for elective surgery by specialty of surgeon: 118 patients

|                              | As at 30 Sep 2017 | Same time last year | Change since one year ago |
|------------------------------|-------------------|---------------------|---------------------------|
| All specialties              | 118               | 87                  | 35.6%                     |
| Cardiothoracic surgery       | 0                 | 0                   | n/a                       |
| Ear, nose and throat surgery | 58                | 42                  | 38.1%                     |
| General surgery              | 9                 | 8                   | 12.5%                     |
| Gynaecology                  | < 5               | 5                   | *                         |
| Medical                      | 0                 | 0                   | n/a                       |
| Neurosurgery                 | 0                 | 0                   | n/a                       |
| Ophthalmology                | 50                | 32                  | 56.3%                     |
| Orthopaedic surgery          | 0                 | 0                   | n/a                       |
| Plastic surgery              | 0                 | 0                   | n/a                       |
| Urology                      | 0                 | 0                   | n/a                       |
| Vascular surgery             | 0                 | 0                   | n/a                       |

Patients ready for elective surgery for common procedures <sup>7</sup>

|                                       | As at 30 Sep 2017 | Same time last year | Change since one year ago |
|---------------------------------------|-------------------|---------------------|---------------------------|
| Abdominal hysterectomy                | < 5               | < 5                 | *                         |
| Cataract extraction                   | 50                | 32                  | 56.3%                     |
| Cholecystectomy                       | 0                 | < 5                 | n/a                       |
| Coronary artery bypass graft          | 0                 | < 5                 | n/a                       |
| Cystoscopy                            | 0                 | < 5                 | n/a                       |
| Haemorrhoidectomy                     | 0                 | < 5                 | n/a                       |
| Hysteroscopy                          | 0                 | < 5                 | n/a                       |
| Inguinal herniorrhaphy                | 0                 | < 5                 | n/a                       |
| Myringoplasty / Tympanoplasty         | 0                 | < 5                 | n/a                       |
| Myringotomy                           | 0                 | < 5                 | n/a                       |
| Other - General                       | 0                 | < 5                 | *                         |
| Prostatectomy                         | 0                 | < 5                 | n/a                       |
| Septoplasty                           | 11                | 10                  | 10.0%                     |
| Tonsillectomy                         | 36                | 26                  | 38.5%                     |
| Total hip replacement                 | 0                 | < 5                 | n/a                       |
| Total knee replacement                | 0                 | < 5                 | n/a                       |
| Varicose veins stripping and ligation | 0                 | < 5                 | n/a                       |

**Forbes District Hospital: Patients ready for elective surgery**  
as at 30th September 2017

Patients ready for elective surgery, on the waiting list for longer than 12 months

As at 30 Sep 2017      Same time last year

|                 | As at 30 Sep 2017 | Same time last year |
|-----------------|-------------------|---------------------|
| All specialties | 0                 | 0                   |

\* Suppressed due to small numbers and to protect privacy. Relevant graphs are also suppressed.  
 < 5 Less than five patients. For measures by urgency category, counts are included in an adjacent category. Relevant graphs are also suppressed.

1. Excluding staged procedures.
2. Excluding staged procedures and cystoscopy.
3. Including non-urgent cystoscopy.
4. Excludes the total number of days the patient was coded as 'not ready for surgery'.
5. This is the number of days it took for half of patients who received elective surgery during the period to be admitted and receive their surgery. The other half took equal to or longer than the median to be admitted for surgery.
6. This is the number of days it took for 90% of patients who received elective surgery during the period to be admitted and receive their surgery. The final 10% of patients took equal to or longer than the 90th percentile.
7. The procedures included in this list are procedures which are high volume; some may be associated with long waiting periods. For a description of these procedures see *Elective Surgery Glossary of Common Procedures, December 2012*.
8. Includes staged procedures, non-urgent cystoscopy, and patients currently not available for personal reasons.

For more information: For details of methods, see the *Technical Supplement: Elective surgery measures, July to September 2016*.

**Note:** All percentages rounded to whole numbers and therefore percentages may not add to 100%.

**Source:** Waiting List Collection On-Line System, NSW Health (extracted 16 Oct 2017.).