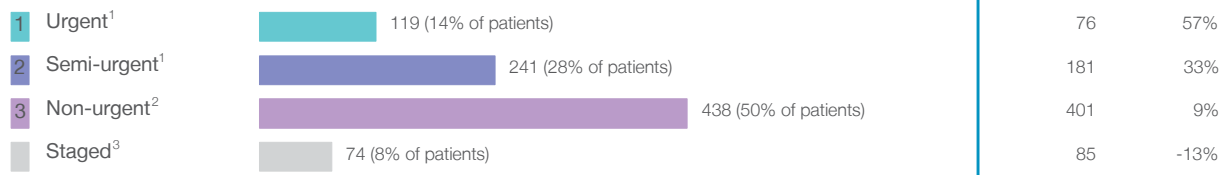


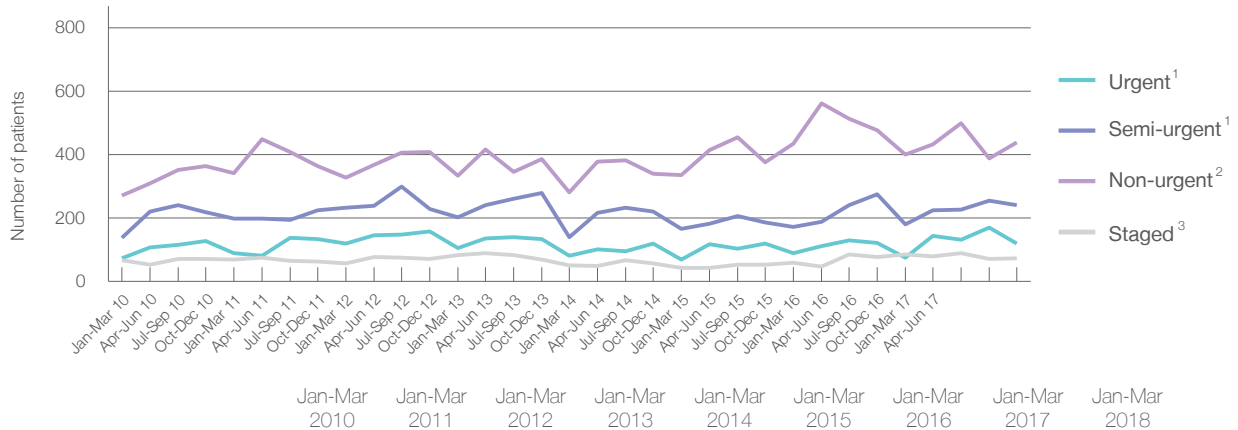
## Dubbo Base Hospital: Elective surgery performed

January to March 2018

Patients who received elective surgery by urgency category: 872 patients



Patients who received elective surgery by urgency category by quarter, January 2013 to March 2018



All categories	549	701	737	726	557	615	757	743	872
Urgent <sup>1</sup>	73	90	119	106	82	69	90	76	119
Semi-urgent <sup>1</sup>	138	199	233	202	141	167	173	181	241
Non-urgent <sup>2</sup>	271	342	327	334	282	336	434	401	438
Staged <sup>3</sup>	67	70	58	84	52	43	60	85	74

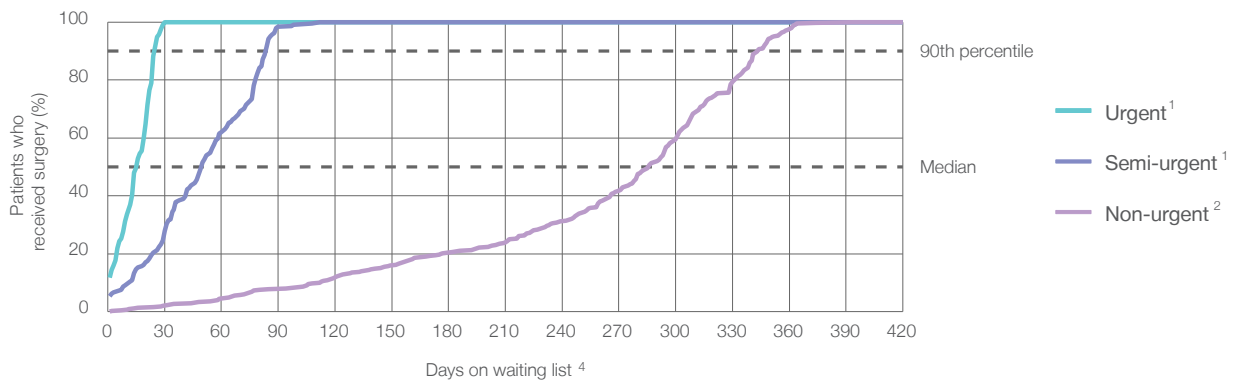
## Dubbo Base Hospital: Time waited to receive elective surgery

January to March 2018

Percentage of patients who received surgery within the clinically recommended timeframe

			Same period last year	Peer group (this period)
1	Urgent <sup>1</sup>	Recommended: 30 days	100%	99.2%
2	Semi-urgent <sup>1</sup>	Recommended: 90 days	98.9%	97.5%
3	Non-urgent <sup>2</sup>	Recommended: 365 days	96.8%	97.4%

Percentage of patients who received elective surgery by waiting time (days)



Waiting time (days) for people who received surgery by urgency category

		Peer group (this period)	This hospital (same period last year)	Peer group (same period last year)
1	Urgent: <sup>1</sup> 119 patients			
	Median time to receive surgery	16 days	13	14
	90th percentile time to receive surgery	25 days	27	*
2	Semi-urgent: <sup>1</sup> 241 patients			
	Median time to receive surgery	50 days	50	48
	90th percentile time to receive surgery	84 days	85	82
3	Non-urgent: <sup>2</sup> 438 patients			
	Median time to receive surgery	286 days	274	305
	90th percentile time to receive surgery	344 days	356	358

## Dubbo Base Hospital: Time waited to receive elective surgery

January to March 2018

### Median<sup>5</sup> waiting time (days) for patients who received elective surgery by specialty of surgeon

		Same period last year	Peer group (this period)
Cardiothoracic surgery	n/a (0 patients)	n/a	*
Ear, nose and throat surgery	129 days (88 patients)	279	270
General surgery	64 days (215 patients)	85	58
Gynaecology	66 days (105 patients)	66	51
Medical	* (< 5 patients)	n/a	16
Neurosurgery	n/a (0 patients)	n/a	n/a
Ophthalmology	293 days (161 patients)	336	280
Orthopaedic surgery	259 days (154 patients)	302	199
Plastic surgery	n/a (0 patients)	n/a	76
Urology	34 days (138 patients)	29	42
Vascular surgery	* (8 patients)	*	23

### Median<sup>5</sup> waiting time (days) for patients who received elective surgery by common procedures<sup>7</sup>

		Same period last year	Peer group (this period)
Abdominal hysterectomy	* (8 patients)	*	82
Cataract extraction	293 days (155 patients)	337	287
Cholecystectomy	49 days (26 patients)	200	67
Coronary artery bypass graft	n/a (0 patients)	n/a	n/a
Cystoscopy	25 days (61 patients)	18	30
Haemorrhoidectomy	53 days (10 patients)	*	77
Hysteroscopy	54 days (38 patients)	54	41
Inguinal herniorrhaphy	157 days (24 patients)	323	116
Myringoplasty / Tympanoplasty	* (< 5 patients)	*	337
Myringotomy	* (< 5 patients)	n/a	86
Other - General	34 days (14 patients)	26	29
Prostatectomy	* (< 5 patients)	87	76
Septoplasty	* (8 patients)	357	321
Tonsillectomy	297 days (28 patients)	278	297
Total hip replacement	246 days (37 patients)	314	242
Total knee replacement	270 days (42 patients)	345	301
Varicose veins stripping and ligation	* (< 5 patients)	*	99

## Dubbo Base Hospital: Elective surgery waiting list

January to March 2018

Patients ready for surgery on waiting list at start of quarter: 1,475 patients

Patients ready for surgery on waiting list at end of quarter: 1,474 patients

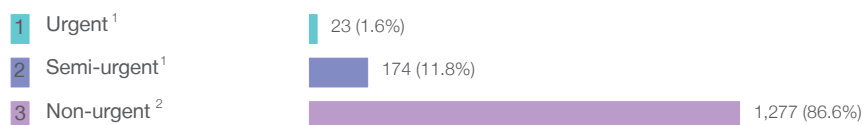
Patients not ready for surgery<sup>8</sup> on waiting list at end of quarter: 306 patients

Same period last year	Change since one year ago
1,359	9%
1,395	6%
268	14%

## Dubbo Base Hospital: Patients ready for elective surgery

as at 31st March 2018

Patients ready for surgery on waiting list by urgency category: 1,474 patients



Same period last year	Change since one year ago
29	-21%
126	38%
1,240	3%

## Dubbo Base Hospital: Patients ready for elective surgery

as at 31st March 2018

Patients ready for elective surgery by specialty of surgeon: 1,474 patients

	As at 31 Mar 2018	Same time last year	Change since one year ago
All specialties	1,474	1,395	6%
Cardiothoracic surgery	0	0	n/a
Ear, nose and throat surgery	396	303	31%
General surgery	299	245	22%
Gynaecology	114	133	-14%
Medical	0	0	n/a
Neurosurgery	0	0	n/a
Ophthalmology	225	317	-29%
Orthopaedic surgery	398	350	14%
Plastic surgery	0	0	n/a
Urology	42	47	-11%
Vascular surgery	0	0	n/a

Patients ready for elective surgery for common procedures <sup>7</sup>

	As at 31 Mar 2018	Same time last year	Change since one year ago
Abdominal hysterectomy	10	17	-41%
Cataract extraction	218	301	-28%
Cholecystectomy	42	34	24%
Coronary artery bypass graft	0	< 5	n/a
Cystoscopy	11	8	38%
Haemorrhoidectomy	22	7	214%
Hysteroscopy	18	18	0%
Inguinal herniorrhaphy	53	40	33%
Myringoplasty / Tympanoplasty	10	14	-29%
Myringotomy	0	< 5	*
Other - General	9	9	0%
Prostatectomy	< 5	13	*
Septoplasty	59	37	59%
Tonsillectomy	105	142	-26%
Total hip replacement	39	42	-7%
Total knee replacement	108	99	9%
Varicose veins stripping and ligation	< 5	5	*

## Dubbo Base Hospital: Patients ready for elective surgery as at 31st March 2018

Patients ready for elective surgery, on the waiting list for longer than 12 months

As at 31 Mar 2018

Same time last year

All specialties	0	0
-----------------	---	---

\* Suppressed due to small numbers and to protect privacy. Relevant graphs are also suppressed.

< 5 Less than five patients. For measures by urgency category, counts are included in an adjacent category. Relevant graphs are also suppressed.

1. Excluding staged procedures.
2. Excluding staged procedures and cystoscopy.
3. Including non-urgent cystoscopy.
4. Excludes the total number of days the patient was coded as 'not ready for surgery'.
5. This is the number of days it took for half of patients who received elective surgery during the period to be admitted and receive their surgery. The other half took equal to or longer than the median to be admitted for surgery.
6. This is the number of days it took for 90% of patients who received elective surgery during the period to be admitted and receive their surgery. The final 10% of patients took equal to or longer than the 90th percentile.
7. The procedures included in this list are procedures which are high volume; some may be associated with long waiting periods. For a description of these procedures see *Elective Surgery Glossary of Common Procedures, December 2012*.
8. Includes staged procedures, non-urgent cystoscopy, and patients currently not available for personal reasons.

For more information: For details of methods, see the *Technical Supplement: Elective surgery measures, January to March 2018*.

**Note:** All percentages rounded to whole numbers and therefore percentages may not add to 100%.

**Source:** Waiting List Collection On-Line System, NSW Health (extracted 13 April 2018.).