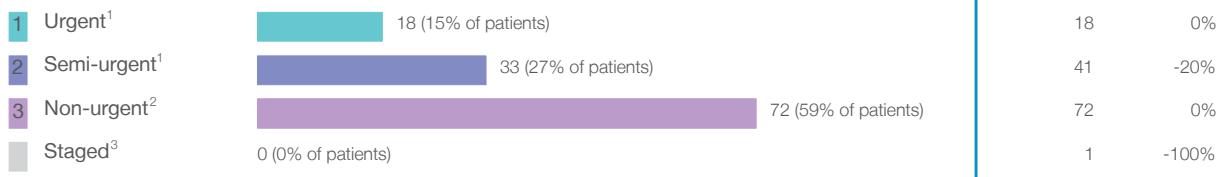


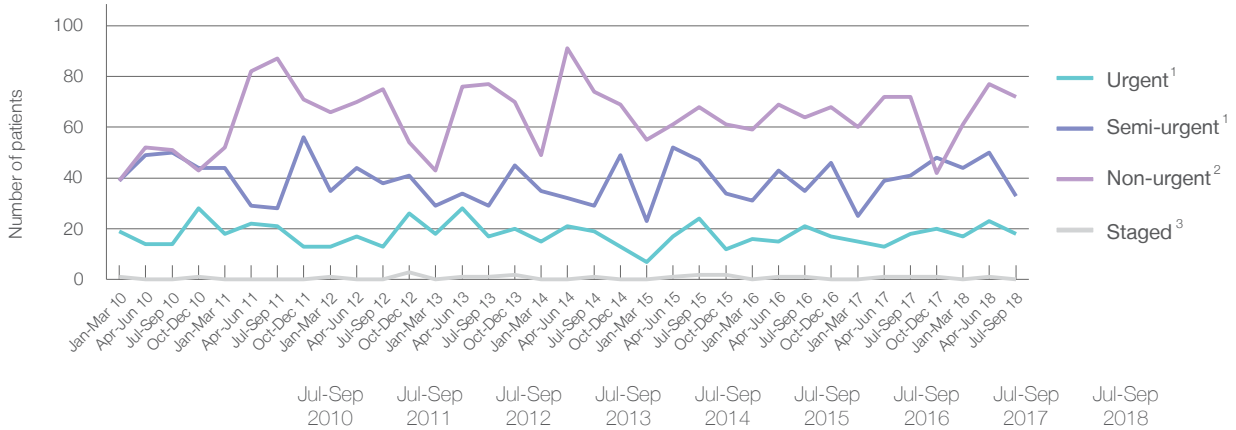
Cowra Health Service: Elective surgery performed

July to September 2018

Patients who received elective surgery by urgency category: 123 patients



Patients who received elective surgery by urgency category by quarter, July 2013 to September 2018



| Urgency Category | Jul-Sep 2010 | Jul-Sep 2011 | Jul-Sep 2012 | Jul-Sep 2013 | Jul-Sep 2014 | Jul-Sep 2015 | Jul-Sep 2016 | Jul-Sep 2017 | Jul-Sep 2018 |
|--------------------------|--------------|--------------|--------------|--------------|--------------|--------------|--------------|--------------|--------------|
| All categories | 115 | 136 | 126 | 124 | 123 | 141 | 121 | 132 | 123 |
| Urgent ¹ | 14 | 21 | 13 | 17 | 19 | 24 | 21 | 18 | 18 |
| Semi-urgent ¹ | 50 | 28 | 38 | 29 | 29 | 47 | 35 | 41 | 33 |
| Non-urgent ² | 51 | 87 | 75 | 77 | 74 | 68 | 64 | 72 | 72 |
| Staged ³ | 0 | 0 | 0 | 1 | 1 | 2 | 1 | 1 | 0 |

Cowra Health Service: Time waited to receive elective surgery

July to September 2018

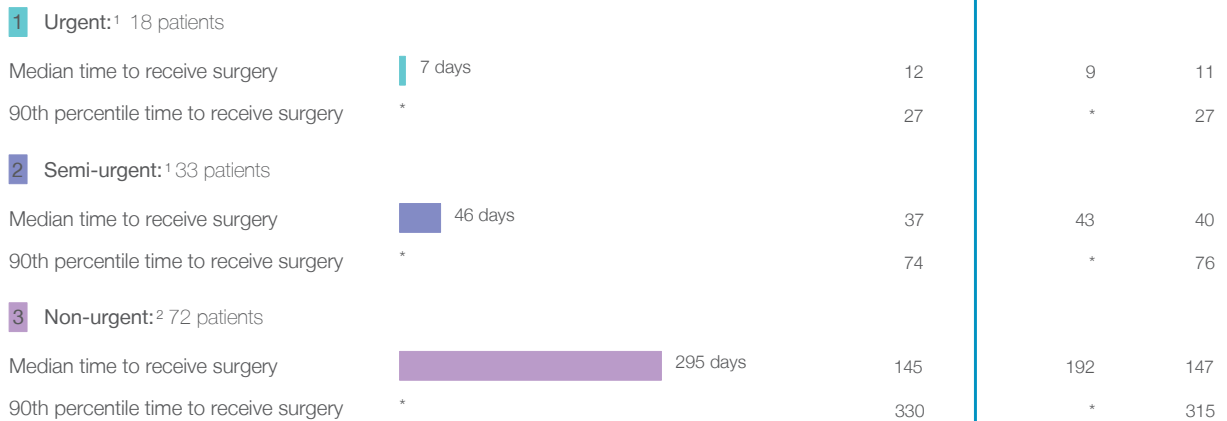
Percentage of patients who received surgery within the clinically recommended timeframe



Percentage of patients who received elective surgery by waiting time (days)



Waiting time (days) for people who received surgery by urgency category



Cowra Health Service: Time waited to receive elective surgery

July to September 2018

Median⁵ waiting time (days) for patients who received elective surgery by specialty of surgeon

| Specialty | Waiting time (days) (n patients) | Same period last year | Peer group (this period) |
|------------------------------|----------------------------------|-----------------------|--------------------------|
| Cardiothoracic surgery | n/a (0 patients) | n/a | n/a |
| Ear, nose and throat surgery | 271 days (22 patients) | 61 | 239 |
| General surgery | 29 days (61 patients) | 26 | 35 |
| Gynaecology | * (8 patients) | * | 42 |
| Medical | * (< 5 patients) | n/a | 13 |
| Neurosurgery | n/a (0 patients) | n/a | n/a |
| Ophthalmology | 328 days (30 patients) | 298 | 164 |
| Orthopaedic surgery | n/a (0 patients) | n/a | 98 |
| Plastic surgery | n/a (0 patients) | n/a | n/a |
| Urology | n/a (0 patients) | n/a | 29 |
| Vascular surgery | n/a (0 patients) | n/a | 189 |

Median⁵ waiting time (days) for patients who received elective surgery by common procedures⁷

| Procedure | Waiting time (days) (n patients) | Same period last year | Peer group (this period) |
|---------------------------------------|----------------------------------|-----------------------|--------------------------|
| Abdominal hysterectomy | * (< 5 patients) | * | 62 |
| Cataract extraction | 328 days (30 patients) | 298 | 173 |
| Cholecystectomy | * (< 5 patients) | * | 49 |
| Coronary artery bypass graft | n/a (0 patients) | n/a | n/a |
| Cystoscopy | n/a (0 patients) | n/a | 28 |
| Haemorrhoidectomy | n/a (0 patients) | n/a | 70 |
| Hysteroscopy | * (< 5 patients) | n/a | 40 |
| Inguinal herniorrhaphy | * (8 patients) | * | 64 |
| Myringoplasty / Tympanoplasty | * (< 5 patients) | n/a | * |
| Myringotomy | n/a (0 patients) | n/a | n/a |
| Other - General | n/a (0 patients) | * | 24 |
| Prostatectomy | n/a (0 patients) | n/a | * |
| Septoplasty | n/a (0 patients) | n/a | 312 |
| Tonsillectomy | 335 days (14 patients) | * | 274 |
| Total hip replacement | n/a (0 patients) | n/a | n/a |
| Total knee replacement | n/a (0 patients) | n/a | n/a |
| Varicose veins stripping and ligation | * (< 5 patients) | * | 173 |

Cowra Health Service: Elective surgery waiting list

July to September 2018

Patients ready for surgery on waiting list at start of quarter: 160 patients

Patients ready for surgery on waiting list at end of quarter: 188 patients

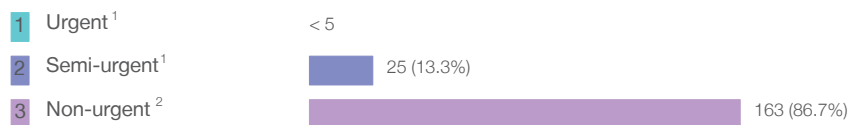
Patients not ready for surgery⁸ on waiting list at end of quarter: 13 patients

| | Same period last year | Change since one year ago |
|---|-----------------------|---------------------------|
| Patients ready for surgery on waiting list at start of quarter | 186 | -14% |
| Patients ready for surgery on waiting list at end of quarter | 183 | 3% |
| Patients not ready for surgery ⁸ on waiting list at end of quarter | 7 | 86% |

Cowra Health Service: Patients ready for elective surgery

as at 30th September 2018

Patients ready for surgery on waiting list by urgency category: 188 patients



| | Same period last year | Change since one year ago |
|--------------------------|-----------------------|---------------------------|
| Urgent ¹ | 6 | * |
| Semi-urgent ¹ | 25 | -4% |
| Non-urgent ² | 152 | 7% |

Cowra Health Service: Patients ready for elective surgery
as at 30th September 2018

Patients ready for elective surgery by specialty of surgeon: 188 patients

| | As at 30 Sep 2018 | Same time last year | Change since one year ago |
|------------------------------|-------------------|---------------------|---------------------------|
| All specialties | 188 | 183 | 3% |
| Cardiothoracic surgery | 0 | 0 | n/a |
| Ear, nose and throat surgery | 31 | 47 | -34% |
| General surgery | 52 | 30 | 73% |
| Gynaecology | 8 | 6 | 33% |
| Medical | 0 | 0 | n/a |
| Neurosurgery | 0 | 0 | n/a |
| Ophthalmology | 97 | 100 | -3% |
| Orthopaedic surgery | 0 | 0 | n/a |
| Plastic surgery | 0 | 0 | n/a |
| Urology | 0 | 0 | n/a |
| Vascular surgery | 0 | 0 | n/a |

Patients ready for elective surgery for common procedures ⁷

| | As at 30 Sep 2018 | Same time last year | Change since one year ago |
|---------------------------------------|-------------------|---------------------|---------------------------|
| Abdominal hysterectomy | < 5 | < 5 | * |
| Cataract extraction | 97 | 100 | -3% |
| Cholecystectomy | < 5 | < 5 | n/a |
| Coronary artery bypass graft | 0 | < 5 | n/a |
| Cystoscopy | 0 | < 5 | * |
| Haemorrhoidectomy | 0 | < 5 | * |
| Hysteroscopy | 0 | < 5 | n/a |
| Inguinal herniorrhaphy | 7 | < 5 | * |
| Myringoplasty / Tympanoplasty | 0 | < 5 | n/a |
| Myringotomy | 0 | < 5 | n/a |
| Other - General | < 5 | < 5 | * |
| Prostatectomy | 0 | < 5 | n/a |
| Septoplasty | 0 | < 5 | n/a |
| Tonsillectomy | 27 | 32 | -16% |
| Total hip replacement | 0 | < 5 | n/a |
| Total knee replacement | 0 | < 5 | n/a |
| Varicose veins stripping and ligation | < 5 | < 5 | * |

Cowra Health Service: Patients ready for elective surgery
as at 30th September 2018

Patients ready for elective surgery, on the waiting list for longer than 12 months

As at 30 Sep 2018 Same time last year

| | As at 30 Sep 2018 | Same time last year |
|-----------------|-------------------|---------------------|
| All specialties | 0 | 0 |

* Suppressed due to small numbers and to protect privacy. Relevant graphs are also suppressed.
 < 5 Less than five patients. For measures by urgency category, counts are included in an adjacent category. Relevant graphs are also suppressed.

1. Excluding staged procedures.
2. Excluding staged procedures and cystoscopy.
3. Including non-urgent cystoscopy.
4. Excludes the total number of days the patient was coded as 'not ready for surgery'.
5. This is the number of days it took for half of patients who received elective surgery during the period to be admitted and receive their surgery. The other half took equal to or longer than the median to be admitted for surgery.
6. This is the number of days it took for 90% of patients who received elective surgery during the period to be admitted and receive their surgery. The final 10% of patients took equal to or longer than the 90th percentile.
7. The procedures included in this list are procedures which are high volume; some may be associated with long waiting periods. For a description of these procedures see *Elective Surgery Glossary of Common Procedures, December 2012*.
8. Includes staged procedures, non-urgent cystoscopy, and patients currently not available for personal reasons.

For more information: For details of methods, see the *Technical Supplement: Elective surgery measures, January to March 2018*.

Note: All percentages rounded to whole numbers and therefore percentages may not add to 100%.

Source: Waiting List Collection On-Line System, NSW Health (extracted 12 October 2018.).