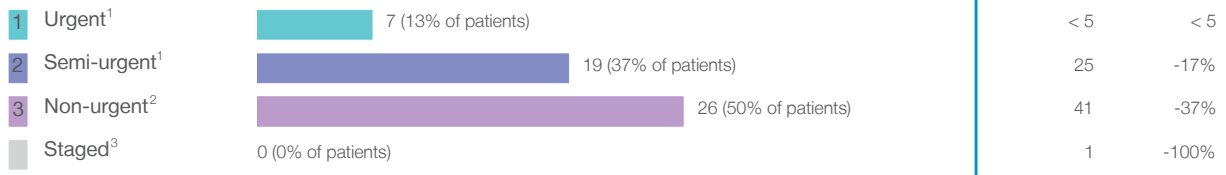


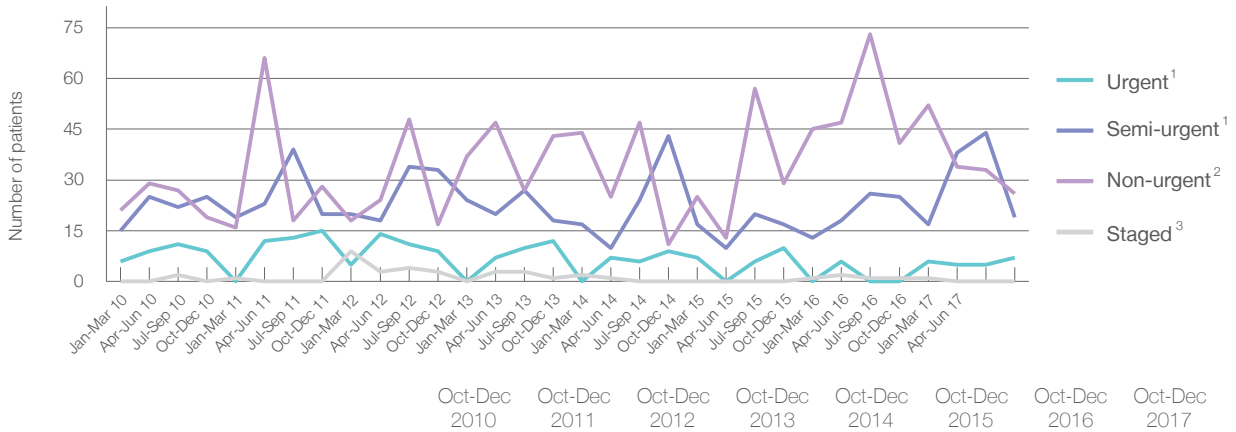
Inverell District Hospital: Elective surgery performed

October to December 2017

Patients who received elective surgery by urgency category: 52 patients



Patients who received elective surgery by urgency category by quarter, October 2012 to December 2017



	Oct-Dec 2010	Oct-Dec 2011	Oct-Dec 2012	Oct-Dec 2013	Oct-Dec 2014	Oct-Dec 2015	Oct-Dec 2016	Oct-Dec 2017
All categories	53	63	62	74	63	56	67	52
Urgent ¹	9	15	9	12	9	10	< 5	7
Semi-urgent ¹	25	20	33	18	43	17	25	19
Non-urgent ²	19	28	17	43	11	29	41	26
Staged ³	0	0	3	1	0	0	1	0

Inverell District Hospital: Time waited to receive elective surgery October to December 2017

Percentage of patients who received surgery within the clinically recommended timeframe

	Recommended:		Same period last year	Peer group (this period)
1 Urgent ¹	30 days	*	*	99.4%
2 Semi-urgent ¹	90 days	100%	100%	99.3%
3 Non-urgent ²	365 days	100%	100%	99.3%

Percentage of patients who received elective surgery by waiting time (days)



Waiting time (days) for people who received surgery by urgency category

		Peer group (this period)	This hospital (same period last year)	Peer group (same period last year)
1 Urgent: ¹ 7 patients				
Median time to receive surgery	*	9	*	11
90th percentile time to receive surgery	*	26	*	25
2 Semi-urgent: ¹ 19 patients				
Median time to receive surgery	24 days	39	17	42
90th percentile time to receive surgery	*	77	*	77
3 Non-urgent: ² 26 patients				
Median time to receive surgery	272 days	148	251	168
90th percentile time to receive surgery	*	309	*	329

Inverell District Hospital: Time waited to receive elective surgery

October to December 2017

Median ⁵ waiting time (days) for patients who received elective surgery by specialty of surgeon		Same period last year	Peer group (this period)
Cardiothoracic surgery	n/a (0 patients)	n/a	n/a
Ear, nose and throat surgery	n/a (0 patients)	n/a	102
General surgery	19 days (10 patients)	39	33
Gynaecology	* (8 patients)	*	37
Medical	* (< 5 patients)	*	21
Neurosurgery	n/a (0 patients)	n/a	n/a
Ophthalmology	258 days (30 patients)	247	156
Orthopaedic surgery	n/a (0 patients)	n/a	89
Plastic surgery	n/a (0 patients)	n/a	n/a
Urology	n/a (0 patients)	n/a	34
Vascular surgery	n/a (0 patients)	n/a	142

Median ⁵ waiting time (days) for patients who received elective surgery by common procedures ⁷		Same period last year	Peer group (this period)
Abdominal hysterectomy	n/a (0 patients)	n/a	46
Cataract extraction	258 days (30 patients)	247	157
Cholecystectomy	n/a (0 patients)	n/a	42
Coronary artery bypass graft	n/a (0 patients)	n/a	n/a
Cystoscopy	n/a (0 patients)	n/a	28
Haemorrhoidectomy	n/a (0 patients)	*	42
Hysteroscopy	* (< 5 patients)	*	31
Inguinal herniorrhaphy	n/a (0 patients)	n/a	55
Myringoplasty / Tympanoplasty	n/a (0 patients)	n/a	*
Myringotomy	n/a (0 patients)	n/a	*
Other - General	n/a (0 patients)	n/a	19
Prostatectomy	n/a (0 patients)	n/a	34
Septoplasty	n/a (0 patients)	n/a	140
Tonsillectomy	n/a (0 patients)	n/a	144
Total hip replacement	n/a (0 patients)	n/a	n/a
Total knee replacement	n/a (0 patients)	n/a	n/a
Varicose veins stripping and ligation	n/a (0 patients)	n/a	141

Inverell District Hospital: Elective surgery waiting list

October to December 2017

Patients ready for surgery on waiting list at start of quarter: 103 patients

Patients ready for surgery on waiting list at end of quarter: 96 patients

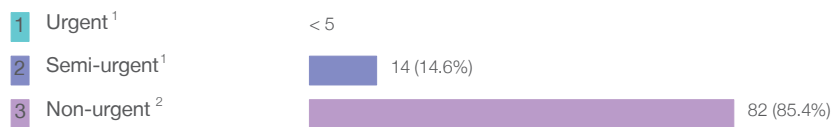
Patients not ready for surgery⁸ on waiting list at end of quarter: 9 patients

	Same period last year	Change since one year ago
Patients ready for surgery on waiting list at start of quarter	103	0%
Patients ready for surgery on waiting list at end of quarter	126	-24%
Patients not ready for surgery ⁸ on waiting list at end of quarter	5	80%

Inverell District Hospital: Patients ready for elective surgery

as at 31st December 2017

Patients ready for surgery on waiting list by urgency category: 96 patients



	Same period last year	Change since one year ago
Urgent ¹	0	*
Semi-urgent ¹	19	-32%
Non-urgent ²	107	-23%

Inverell District Hospital: Patients ready for elective surgery as at 31st December 2017

Patients ready for elective surgery by specialty of surgeon: 96 patients

	As at 31 Dec 2017	Same time last year	Change since one year ago
All specialties	96	126	-24%
Cardiothoracic surgery	0	0	n/a
Ear, nose and throat surgery	0	0	n/a
General surgery	< 5	< 5	*
Gynaecology	< 5	0	n/a
Medical	0	0	n/a
Neurosurgery	0	0	n/a
Ophthalmology	91	123	-26%
Orthopaedic surgery	0	0	n/a
Plastic surgery	0	0	n/a
Urology	0	0	n/a
Vascular surgery	0	0	n/a

Patients ready for elective surgery for common procedures ⁷

	As at 31 Dec 2017	Same time last year	Change since one year ago
Abdominal hysterectomy	0	< 5	n/a
Cataract extraction	91	123	-26%
Cholecystectomy	0	< 5	n/a
Coronary artery bypass graft	0	< 5	n/a
Cystoscopy	0	< 5	n/a
Haemorrhoidectomy	0	< 5	n/a
Hysteroscopy	0	< 5	n/a
Inguinal herniorrhaphy	< 5	< 5	n/a
Myringoplasty / Tympanoplasty	0	< 5	n/a
Myringotomy	0	< 5	n/a
Other - General	< 5	< 5	n/a
Prostatectomy	0	< 5	n/a
Septoplasty	0	< 5	n/a
Tonsillectomy	0	< 5	n/a
Total hip replacement	0	< 5	n/a
Total knee replacement	0	< 5	n/a
Varicose veins stripping and ligation	0	< 5	n/a

Inverell District Hospital: Patients ready for elective surgery
as at 31st December 2017

Patients ready for elective surgery, on the waiting list for longer than 12 months

	As at 31 Dec 2017	Same time last year
All specialties	0	0

* Suppressed due to small numbers and to protect privacy. Relevant graphs are also suppressed.

< 5 Less than five patients. For measures by urgency category, counts are included in an adjacent category. Relevant graphs are also suppressed.

1. Excluding staged procedures.
2. Excluding staged procedures and cystoscopy.
3. Including non-urgent cystoscopy.
4. Excludes the total number of days the patient was coded as 'not ready for surgery'.
5. This is the number of days it took for half of patients who received elective surgery during the period to be admitted and receive their surgery. The other half took equal to or longer than the median to be admitted for surgery.
6. This is the number of days it took for 90% of patients who received elective surgery during the period to be admitted and receive their surgery. The final 10% of patients took equal to or longer than the 90th percentile.
7. The procedures included in this list are procedures which are high volume; some may be associated with long waiting periods. For a description of these procedures see *Elective Surgery Glossary of Common Procedures, December 2012*.
8. Includes staged procedures, non-urgent cystoscopy, and patients currently not available for personal reasons.

For more information: For details of methods, see the *Technical Supplement: Elective surgery measures, July to September 2016*.

Note: All percentages rounded to whole numbers and therefore percentages may not add to 100%.

Source: Waiting List Collection On-Line System, NSW Health (extracted 23 January 2018.).