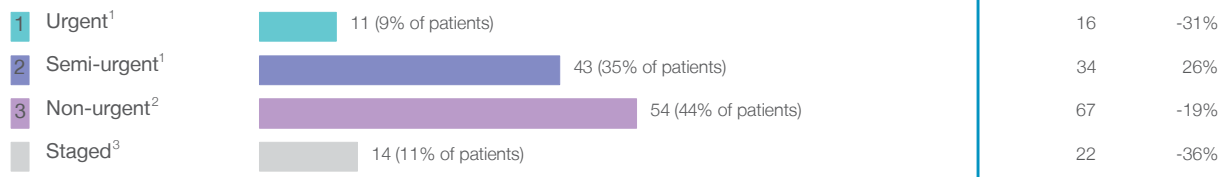


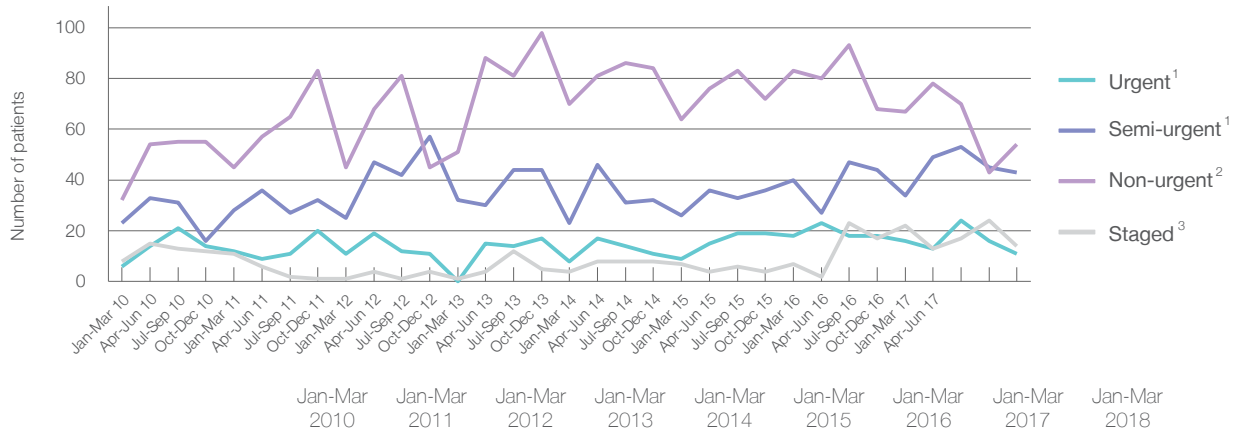
Mudgee Health Service: Elective surgery performed

January to March 2018

Patients who received elective surgery by urgency category: 122 patients



Patients who received elective surgery by urgency category by quarter, January 2013 to March 2018



All categories	69	96	82	84	105	106	148	139	122
Urgent ¹	6	12	11	< 5	8	9	18	16	11
Semi-urgent ¹	23	28	25	32	23	26	40	34	43
Non-urgent ²	32	45	45	51	70	64	83	67	54
Staged ³	8	11	1	1	4	7	7	22	14

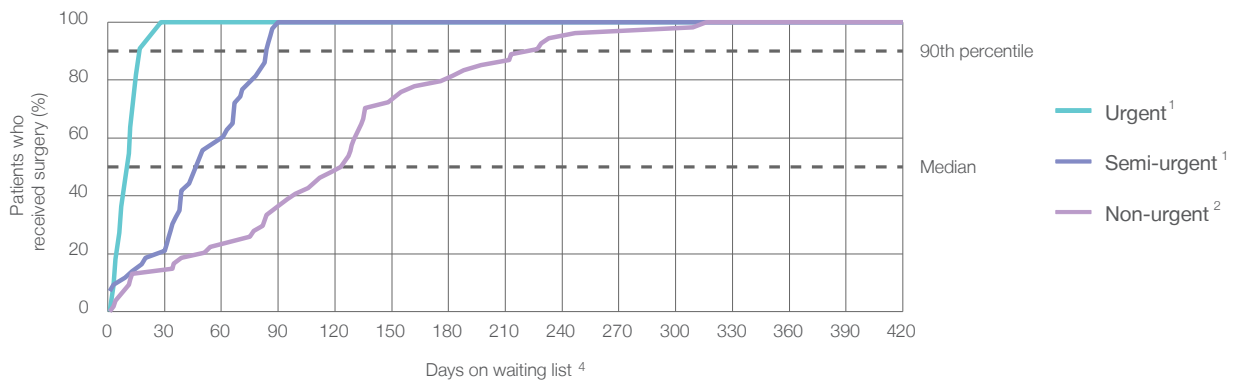
Mudgee Health Service: Time waited to receive elective surgery

January to March 2018

Percentage of patients who received surgery within the clinically recommended timeframe

			Same period last year	Peer group (this period)
1	Urgent ¹	Recommended: 30 days	100%	100%
2	Semi-urgent ¹	Recommended: 90 days	97.1%	98.9%
3	Non-urgent ²	Recommended: 365 days	100%	99.0%

Percentage of patients who received elective surgery by waiting time (days)



Waiting time (days) for people who received surgery by urgency category

		Peer group (this period)	This hospital (same period last year)	Peer group (same period last year)
1	Urgent: ¹ 11 patients			
	Median time to receive surgery	12	20	13
	90th percentile time to receive surgery	26	*	25
2	Semi-urgent: ¹ 43 patients			
	Median time to receive surgery	41	50	41
	90th percentile time to receive surgery	77	*	77
3	Non-urgent: ² 54 patients			
	Median time to receive surgery	160	101	179
	90th percentile time to receive surgery	322	*	329

Mudgee Health Service: Time waited to receive elective surgery

January to March 2018

Median⁵ waiting time (days) for patients who received elective surgery by specialty of surgeon

		Same period last year	Peer group (this period)
Cardiothoracic surgery	n/a (0 patients)	n/a	n/a
Ear, nose and throat surgery	159 days (13 patients)	146	197
General surgery	75 days (26 patients)	34	42
Gynaecology	39 days (36 patients)	38	35
Medical	n/a (0 patients)	n/a	19
Neurosurgery	n/a (0 patients)	n/a	n/a
Ophthalmology	132 days (19 patients)	99	179
Orthopaedic surgery	n/a (0 patients)	n/a	100
Plastic surgery	n/a (0 patients)	n/a	n/a
Urology	34 days (28 patients)	58	39
Vascular surgery	n/a (0 patients)	n/a	220

Median⁵ waiting time (days) for patients who received elective surgery by common procedures ⁷

		Same period last year	Peer group (this period)
Abdominal hysterectomy	* (< 5 patients)	*	52
Cataract extraction	134 days (17 patients)	99	185
Cholecystectomy	* (< 5 patients)	*	57
Coronary artery bypass graft	n/a (0 patients)	n/a	n/a
Cystoscopy	* (5 patients)	40	34
Haemorrhoidectomy	* (< 5 patients)	n/a	48
Hysteroscopy	39 days (21 patients)	*	35
Inguinal herniorrhaphy	* (< 5 patients)	*	61
Myringoplasty / Tympanoplasty	n/a (0 patients)	n/a	*
Myringotomy	n/a (0 patients)	n/a	n/a
Other - General	* (< 5 patients)	*	40
Prostatectomy	* (5 patients)	*	64
Septoplasty	* (< 5 patients)	*	127
Tonsillectomy	* (6 patients)	*	282
Total hip replacement	n/a (0 patients)	n/a	n/a
Total knee replacement	n/a (0 patients)	n/a	n/a
Varicose veins stripping and ligation	* (< 5 patients)	n/a	207

Mudgee Health Service: Elective surgery waiting list

January to March 2018

Patients ready for surgery on waiting list at start of quarter: 113 patients

Patients ready for surgery on waiting list at end of quarter: 106 patients

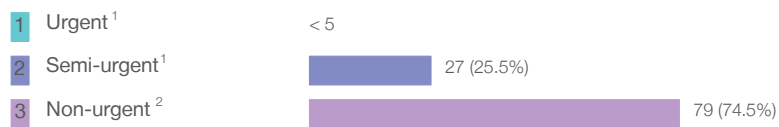
Patients not ready for surgery⁸ on waiting list at end of quarter: 30 patients

Same period last year	Change since one year ago
97	16%
108	-2%
32	-6%

Mudgee Health Service: Patients ready for elective surgery

as at 31st March 2018

Patients ready for surgery on waiting list by urgency category: 106 patients



Same period last year	Change since one year ago
< 5	*
22	37%
86	-8%

Mudgee Health Service: Patients ready for elective surgery as at 31st March 2018

Patients ready for elective surgery by specialty of surgeon: 106 patients

	As at 31 Mar 2018	Same time last year	Change since one year ago
All specialties	106	108	-2%
Cardiothoracic surgery	0	0	n/a
Ear, nose and throat surgery	15	16	-6%
General surgery	21	35	-40%
Gynaecology	10	14	-29%
Medical	0	0	n/a
Neurosurgery	0	0	n/a
Ophthalmology	40	20	100%
Orthopaedic surgery	0	0	n/a
Plastic surgery	0	0	n/a
Urology	20	23	-13%
Vascular surgery	0	0	n/a

Patients ready for elective surgery for common procedures ⁷

	As at 31 Mar 2018	Same time last year	Change since one year ago
Abdominal hysterectomy	< 5	< 5	n/a
Cataract extraction	38	20	90%
Cholecystectomy	< 5	< 5	*
Coronary artery bypass graft	0	< 5	n/a
Cystoscopy	< 5	< 5	n/a
Haemorrhoidectomy	0	< 5	n/a
Hysteroscopy	< 5	< 5	*
Inguinal herniorrhaphy	5	9	-44%
Myringoplasty / Tympanoplasty	0	< 5	n/a
Myringotomy	0	< 5	n/a
Other - General	< 5	< 5	*
Prostatectomy	< 5	12	*
Septoplasty	< 5	< 5	*
Tonsillectomy	5	10	-50%
Total hip replacement	0	< 5	n/a
Total knee replacement	0	< 5	n/a
Varicose veins stripping and ligation	0	< 5	*

Mudgee Health Service: Patients ready for elective surgery as at 31st March 2018

Patients ready for elective surgery, on the waiting list for longer than 12 months

As at 31 Mar 2018

Same time last year

All specialties	0	0
-----------------	---	---

* Suppressed due to small numbers and to protect privacy. Relevant graphs are also suppressed.

< 5 Less than five patients. For measures by urgency category, counts are included in an adjacent category. Relevant graphs are also suppressed.

1. Excluding staged procedures.
2. Excluding staged procedures and cystoscopy.
3. Including non-urgent cystoscopy.
4. Excludes the total number of days the patient was coded as 'not ready for surgery'.
5. This is the number of days it took for half of patients who received elective surgery during the period to be admitted and receive their surgery. The other half took equal to or longer than the median to be admitted for surgery.
6. This is the number of days it took for 90% of patients who received elective surgery during the period to be admitted and receive their surgery. The final 10% of patients took equal to or longer than the 90th percentile.
7. The procedures included in this list are procedures which are high volume; some may be associated with long waiting periods. For a description of these procedures see *Elective Surgery Glossary of Common Procedures, December 2012*.
8. Includes staged procedures, non-urgent cystoscopy, and patients currently not available for personal reasons.

For more information: For details of methods, see the *Technical Supplement: Elective surgery measures, January to March 2018*.

Note: All percentages rounded to whole numbers and therefore percentages may not add to 100%.

Source: Waiting List Collection On-Line System, NSW Health (extracted 13 April 2018.).