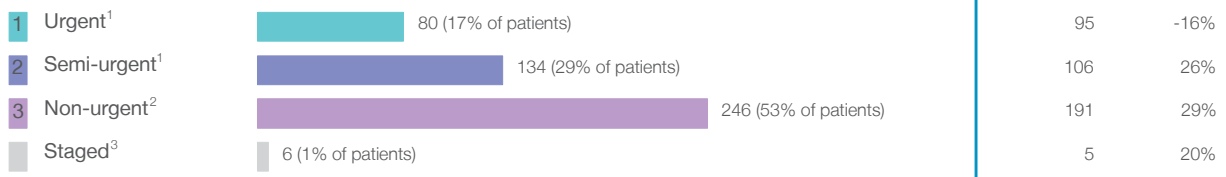


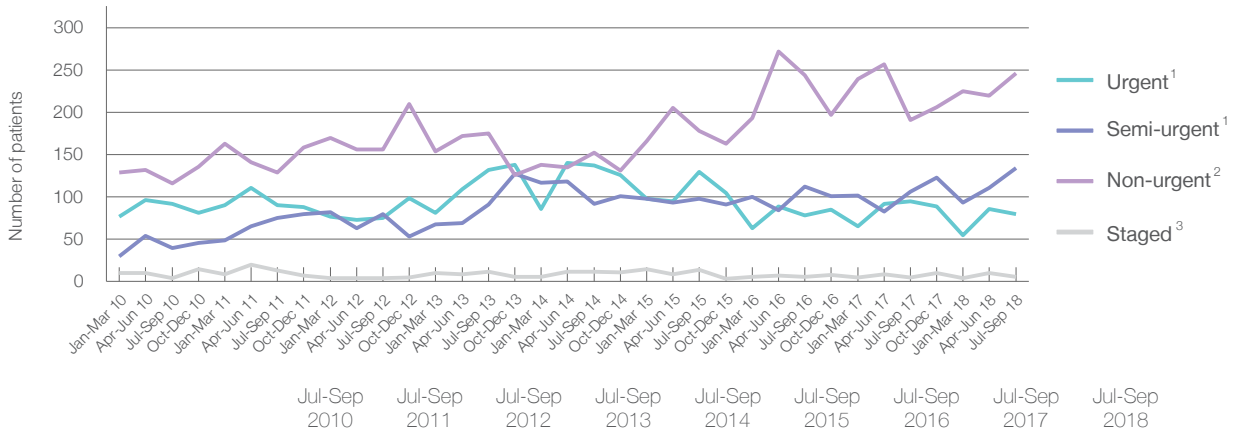
South East Regional Hospital: Elective surgery performed

July to September 2018

Patients who received elective surgery by urgency category: 466 patients



Patients who received elective surgery by urgency category by quarter, July 2013 to September 2018



	Jul-Sep 2010	Jul-Sep 2011	Jul-Sep 2012	Jul-Sep 2013	Jul-Sep 2014	Jul-Sep 2015	Jul-Sep 2016	Jul-Sep 2017	Jul-Sep 2018
All categories	252	307	315	410	393	420	440	397	466
Urgent ¹	92	90	75	132	137	130	78	95	80
Semi-urgent ¹	40	75	80	91	92	98	112	106	134
Non-urgent ²	116	129	156	175	152	178	244	191	246
Staged ³	4	13	4	12	12	14	6	5	6

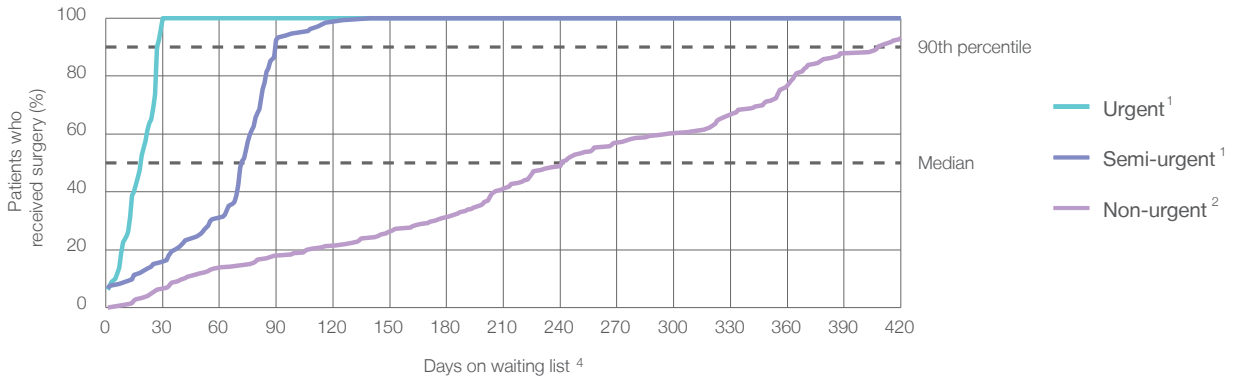
South East Regional Hospital: Time waited to receive elective surgery

July to September 2018

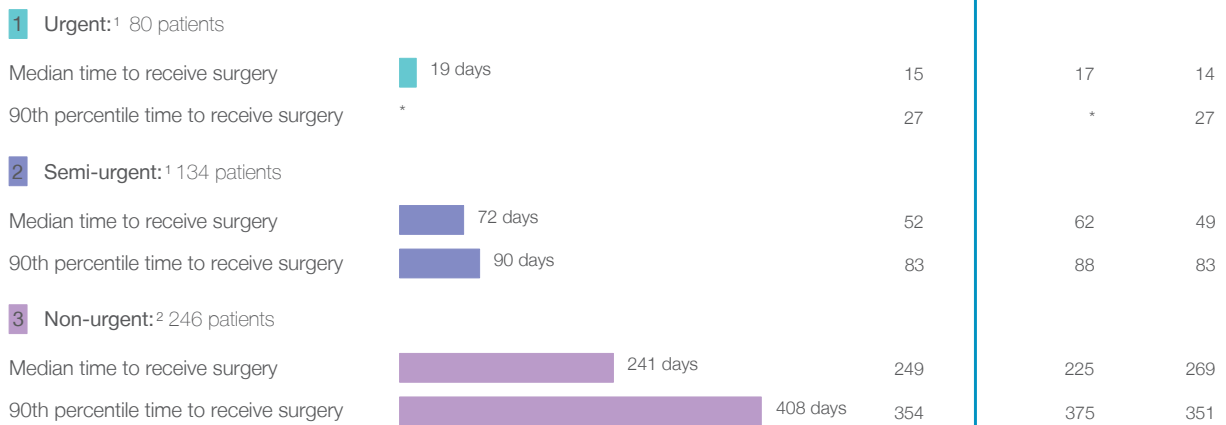
Percentage of patients who received surgery within the clinically recommended timeframe



Percentage of patients who received elective surgery by waiting time (days)



Waiting time (days) for people who received surgery by urgency category



South East Regional Hospital: Time waited to receive elective surgery

July to September 2018

Median⁵ waiting time (days) for patients who received elective surgery by specialty of surgeon

Specialty	Median ⁵ waiting time (days) (n patients)	Same period last year	Peer group (this period)
Cardiothoracic surgery	n/a (0 patients)	n/a	n/a
Ear, nose and throat surgery	23 days (12 patients)	*	249
General surgery	80 days (195 patients)	27	52
Gynaecology	30 days (25 patients)	22	43
Medical	n/a (0 patients)	*	22
Neurosurgery	n/a (0 patients)	n/a	n/a
Ophthalmology	187 days (62 patients)	86	260
Orthopaedic surgery	209 days (131 patients)	189	169
Plastic surgery	n/a (0 patients)	n/a	64
Urology	29 days (41 patients)	27	31
Vascular surgery	n/a (0 patients)	n/a	74

Median⁵ waiting time (days) for patients who received elective surgery by common procedures⁷

Procedure	Median ⁵ waiting time (days) (n patients)	Same period last year	Peer group (this period)
Abdominal hysterectomy	n/a (0 patients)	*	73
Cataract extraction	189 days (61 patients)	88	263
Cholecystectomy	84 days (17 patients)	38	50
Coronary artery bypass graft	n/a (0 patients)	n/a	n/a
Cystoscopy	27 days (10 patients)	26	28
Haemorrhoidectomy	* (< 5 patients)	*	53
Hysteroscopy	* (5 patients)	23	40
Inguinal herniorrhaphy	* (< 5 patients)	n/a	73
Myringoplasty / Tympanoplasty	n/a (0 patients)	n/a	*
Myringotomy	* (< 5 patients)	*	*
Other - General	89 days (22 patients)	29	58
Prostatectomy	* (9 patients)	*	84
Septoplasty	n/a (0 patients)	n/a	331
Tonsillectomy	n/a (0 patients)	n/a	247
Total hip replacement	224 days (21 patients)	191	265
Total knee replacement	280 days (53 patients)	275	285
Varicose veins stripping and ligation	n/a (0 patients)	n/a	77

South East Regional Hospital: Elective surgery waiting list

July to September 2018

Patients ready for surgery on waiting list at start of quarter: 988 patients

Patients ready for surgery on waiting list at end of quarter: 1,033 patients

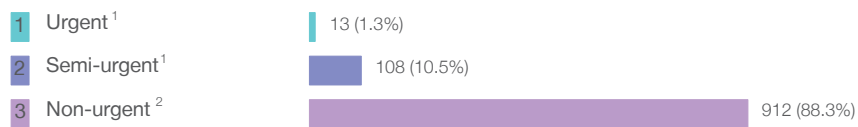
Patients not ready for surgery⁸ on waiting list at end of quarter: 119 patients

	Same period last year	Change since one year ago
Patients ready for surgery on waiting list at start of quarter	754	31%
Patients ready for surgery on waiting list at end of quarter	742	39%
Patients not ready for surgery ⁸ on waiting list at end of quarter	309	-61%

South East Regional Hospital: Patients ready for elective surgery

as at 30th September 2018

Patients ready for surgery on waiting list by urgency category: 1,033 patients



	Same period last year	Change since one year ago
Urgent ¹	14	-7%
Semi-urgent ¹	71	52%
Non-urgent ²	657	39%

South East Regional Hospital: Patients ready for elective surgery as at 30th September 2018

Patients ready for elective surgery by specialty of surgeon: 1,033 patients

	As at 30 Sep 2018	Same time last year	Change since one year ago
All specialties	1,033	742	39%
Cardiothoracic surgery	0	0	n/a
Ear, nose and throat surgery	13	< 5	*
General surgery	295	194	52%
Gynaecology	19	25	-24%
Medical	< 5	0	n/a
Neurosurgery	0	0	n/a
Ophthalmology	138	101	37%
Orthopaedic surgery	535	390	37%
Plastic surgery	0	0	n/a
Urology	31	28	11%
Vascular surgery	0	0	n/a

Patients ready for elective surgery for common procedures ⁷

	As at 30 Sep 2018	Same time last year	Change since one year ago
Abdominal hysterectomy	< 5	< 5	*
Cataract extraction	139	100	39%
Cholecystectomy	25	20	25%
Coronary artery bypass graft	0	< 5	n/a
Cystoscopy	< 5	< 5	*
Haemorrhoidectomy	< 5	< 5	n/a
Hysteroscopy	7	9	-22%
Inguinal herniorrhaphy	< 5	< 5	*
Myringoplasty / Tympanoplasty	0	< 5	n/a
Myringotomy	< 5	< 5	*
Other - General	20	19	5%
Prostatectomy	13	10	30%
Septoplasty	0	< 5	n/a
Tonsillectomy	0	< 5	n/a
Total hip replacement	97	70	39%
Total knee replacement	235	186	26%
Varicose veins stripping and ligation	0	< 5	n/a

South East Regional Hospital: Patients ready for elective surgery as at 30th September 2018

Patients ready for elective surgery, on the waiting list for longer than 12 months

As at 30 Sep 2018 Same time last year

	As at 30 Sep 2018	Same time last year
All specialties	72	< 5

* Suppressed due to small numbers and to protect privacy. Relevant graphs are also suppressed.

< 5 Less than five patients. For measures by urgency category, counts are included in an adjacent category. Relevant graphs are also suppressed.

1. Excluding staged procedures.
2. Excluding staged procedures and cystoscopy.
3. Including non-urgent cystoscopy.
4. Excludes the total number of days the patient was coded as 'not ready for surgery'.
5. This is the number of days it took for half of patients who received elective surgery during the period to be admitted and receive their surgery. The other half took equal to or longer than the median to be admitted for surgery.
6. This is the number of days it took for 90% of patients who received elective surgery during the period to be admitted and receive their surgery. The final 10% of patients took equal to or longer than the 90th percentile.
7. The procedures included in this list are procedures which are high volume; some may be associated with long waiting periods. For a description of these procedures see *Elective Surgery Glossary of Common Procedures, December 2012*.
8. Includes staged procedures, non-urgent cystoscopy, and patients currently not available for personal reasons.

For more information: For details of methods, see the *Technical Supplement: Elective surgery measures, January to March 2018*.

Note: All percentages rounded to whole numbers and therefore percentages may not add to 100%.

Source: Waiting List Collection On-Line System, NSW Health (extracted 12 October 2018.).